

A randomised controlled trial, cost-effectiveness and process evaluation of the implementation of self-management for chronic gastrointestinal disorders in primary care, and linked projects on identification and risk assessment

David G Thompson, Sarah O'Brien, Anne Kennedy, Anne Rogers, Peter Whorwell, Karina Lovell, Gerry Richardson, David Reeves, Peter Bower, Carolyn Chew-Graham, Elaine Harkness and Paula Beech



**National Institute for
Health Research**

A randomised controlled trial, cost-effectiveness and process evaluation of the implementation of self-management for chronic gastrointestinal disorders in primary care, and linked projects on identification and risk assessment

David G Thompson,¹ Sarah O'Brien,² Anne Kennedy,³ Anne Rogers,³ Peter Whorwell,¹ Karina Lovell,⁴ Gerry Richardson,⁵ David Reeves,⁶ Peter Bower,^{7*} Carolyn Chew-Graham,⁸ Elaine Harkness⁹ and Paula Beech¹⁰

¹Division of Diabetes, Endocrinology and Gastroenterology, University of Manchester, Manchester, UK

²Institute of Infection and Global Health, University of Liverpool, Liverpool, UK

³National Institute for Health Research Collaboration for Leadership in Applied Health Research and Care Wessex, University of Southampton, Southampton, UK

⁴Division of Nursing, Midwifery & Social Work, School of Health Sciences, University of Manchester, Manchester, UK

⁵Centre for Health Economics, University of York, York, UK

⁶Centre for Biostatistics, School of Health Sciences, University of Manchester, Manchester, UK

⁷Centre for Primary Care, School of Health Sciences, University of Manchester, Manchester, UK

⁸Research Institute, Primary Care and Health Sciences, Faculty of Medicine and Health Sciences, Keele University, Keele, UK

⁹Division of Informatics, Imaging and Data Sciences, University of Manchester, Manchester, UK

¹⁰Stroke Rehabilitation Unit, Salford Royal Foundation Trust, Salford, UK

*Corresponding author

Declared competing interests of authors: none

Published March 2018

DOI: 10.3310/pgfar06010

This report should be referenced as follows:

Thompson DG, O'Brien S, Kennedy A, Rogers A, Whorwell P, Lovell K, *et al.* A randomised controlled trial, cost-effectiveness and process evaluation of the implementation of self-management for chronic gastrointestinal disorders in primary care, and linked projects on identification and risk assessment. *Programme Grants Appl Res* 2018;**6**(1).

Programme Grants for Applied Research

ISSN 2050-4322 (Print)

ISSN 2050-4330 (Online)

This journal is a member of and subscribes to the principles of the Committee on Publication Ethics (COPE) (www.publicationethics.org/).

Editorial contact: journals.library@nihr.ac.uk

The full PGfAR archive is freely available to view online at www.journalslibrary.nihr.ac.uk/pgfar. Print-on-demand copies can be purchased from the report pages of the NIHR Journals Library website: www.journalslibrary.nihr.ac.uk

Criteria for inclusion in the *Programme Grants for Applied Research* journal

Reports are published in *Programme Grants for Applied Research* (PGfAR) if (1) they have resulted from work for the PGfAR programme, and (2) they are of a sufficiently high scientific quality as assessed by the reviewers and editors.

Programme Grants for Applied Research programme

The Programme Grants for Applied Research (PGfAR) programme, part of the National Institute for Health Research (NIHR), was set up in 2006 to produce independent research findings that will have practical application for the benefit of patients and the NHS in the relatively near future. The Programme is managed by the NIHR Central Commissioning Facility (CCF) with strategic input from the Programme Director.

The programme is a national response mode funding scheme that aims to provide evidence to improve health outcomes in England through promotion of health, prevention of ill health, and optimal disease management (including safety and quality), with particular emphasis on conditions causing significant disease burden.

For more information about the PGfAR programme please visit the website: <http://www.nihr.ac.uk/funding/programme-grants-for-applied-research.htm>

This report

The research reported in this issue of the journal was funded by PGfAR as project number RP-PG-0407-10136. The contractual start date was in July 2008. The final report began editorial review in July 2013 and was accepted for publication in March 2017. As the funder, the PGfAR programme agreed the research questions and study designs in advance with the investigators. The authors have been wholly responsible for all data collection, analysis and interpretation, and for writing up their work. The PGfAR editors and production house have tried to ensure the accuracy of the authors' report and would like to thank the reviewers for their constructive comments on the final report document. However, they do not accept liability for damages or losses arising from material published in this report.

This report presents independent research funded by the National Institute for Health Research (NIHR). The views and opinions expressed by authors in this publication are those of the authors and do not necessarily reflect those of the NHS, the NIHR, CCF, NETSCC, PGfAR or the Department of Health and Social Care. If there are verbatim quotations included in this publication the views and opinions expressed by the interviewees are those of the interviewees and do not necessarily reflect those of the authors, those of the NHS, the NIHR, NETSCC, the PGfAR programme or the Department of Health and Social Care.

© Queen's Printer and Controller of HMSO 2018. This work was produced by Thompson *et al.* under the terms of a commissioning contract issued by the Secretary of State for Health and Social Care. This issue may be freely reproduced for the purposes of private research and study and extracts (or indeed, the full report) may be included in professional journals provided that suitable acknowledgement is made and the reproduction is not associated with any form of advertising. Applications for commercial reproduction should be addressed to: NIHR Journals Library, National Institute for Health Research, Evaluation, Trials and Studies Coordinating Centre, Alpha House, University of Southampton Science Park, Southampton SO16 7NS, UK.

Published by the NIHR Journals Library (www.journalslibrary.nihr.ac.uk), produced by Prepress Projects Ltd, Perth, Scotland (www.prepress-projects.co.uk).

Programme Grants for Applied Research Editor-in-Chief

Professor Paul Little Professor of Primary Care Research, University of Southampton, UK

NIHR Journals Library Editor-in-Chief

Professor Tom Walley Director, NIHR Evaluation, Trials and Studies and Director of the EME Programme, UK

NIHR Journals Library Editors

Professor Ken Stein Chair of HTA and EME Editorial Board and Professor of Public Health, University of Exeter Medical School, UK

Professor Andrée Le May Chair of NIHR Journals Library Editorial Group (HS&DR, PGfAR, PHR journals)

Dr Martin Ashton-Key Consultant in Public Health Medicine/Consultant Advisor, NETSCC, UK

Professor Matthias Beck Professor of Management, Cork University Business School, Department of Management and Marketing, University College Cork, Ireland

Dr Tessa Crilly Director, Crystal Blue Consulting Ltd, UK

Dr Eugenia Cronin Senior Scientific Advisor, Wessex Institute, UK

Dr Peter Davidson Director of the NIHR Dissemination Centre, University of Southampton, UK

Ms Tara Lamont Scientific Advisor, NETSCC, UK

Dr Catriona McDaid Senior Research Fellow, York Trials Unit, Department of Health Sciences, University of York, UK

Professor William McGuire Professor of Child Health, Hull York Medical School, University of York, UK

Professor Geoffrey Meads Professor of Wellbeing Research, University of Winchester, UK

Professor John Norrie Chair in Medical Statistics, University of Edinburgh, UK

Professor John Powell Consultant Clinical Adviser, National Institute for Health and Care Excellence (NICE), UK

Professor James Raftery Professor of Health Technology Assessment, Wessex Institute, Faculty of Medicine, University of Southampton, UK

Dr Rob Riemsma Reviews Manager, Kleijnen Systematic Reviews Ltd, UK

Professor Helen Roberts Professor of Child Health Research, UCL Great Ormond Street Institute of Child Health, UK

Professor Jonathan Ross Professor of Sexual Health and HIV, University Hospital Birmingham, UK

Professor Helen Snooks Professor of Health Services Research, Institute of Life Science, College of Medicine, Swansea University, UK

Professor Jim Thornton Professor of Obstetrics and Gynaecology, Faculty of Medicine and Health Sciences, University of Nottingham, UK

Professor Martin Underwood Director, Warwick Clinical Trials Unit, Warwick Medical School, University of Warwick, UK

Please visit the website for a list of members of the NIHR Journals Library Board:
www.journalslibrary.nihr.ac.uk/about/editors

Editorial contact: journals.library@nihr.ac.uk

Abstract

A randomised controlled trial, cost-effectiveness and process evaluation of the implementation of self-management for chronic gastrointestinal disorders in primary care, and linked projects on identification and risk assessment

David G Thompson,¹ Sarah O'Brien,² Anne Kennedy,³ Anne Rogers,³ Peter Whorwell,¹ Karina Lovell,⁴ Gerry Richardson,⁵ David Reeves,⁶ Peter Bower,^{7*} Carolyn Chew-Graham,⁸ Elaine Harkness⁹ and Paula Beech¹⁰

¹Division of Diabetes, Endocrinology and Gastroenterology, University of Manchester, Manchester, UK

²Institute of Infection and Global Health, University of Liverpool, Liverpool, UK

³National Institute for Health Research Collaboration for Leadership in Applied Health Research and Care Wessex, University of Southampton, Southampton, UK

⁴Division of Nursing, Midwifery & Social Work, School of Health Sciences, University of Manchester, Manchester, UK

⁵Centre for Health Economics, University of York, York, UK

⁶Centre for Biostatistics, School of Health Sciences, University of Manchester, Manchester, UK

⁷Centre for Primary Care, School of Health Sciences, University of Manchester, Manchester, UK

⁸Research Institute, Primary Care and Health Sciences, Faculty of Medicine and Health Sciences, Keele University, Keele, UK

⁹Division of Informatics, Imaging and Data Sciences, University of Manchester, Manchester, UK

¹⁰Stroke Rehabilitation Unit, Salford Royal Foundation Trust, Salford, UK

*Corresponding author peter.bower@manchester.ac.uk

Background: Chronic gastrointestinal disorders are major burdens in primary care. Although there is some evidence that enhancing self-management can improve outcomes, it is not known if such models of care can be implemented at scale in routine NHS settings and whether or not it is possible to develop effective risk assessment procedures to identify patients who are likely to become chronically ill.

Objectives: What is the clinical effectiveness and cost-effectiveness of an intervention to enhance self-management support for patients with chronic conditions when translated from research settings into routine care? What are the barriers and facilitators that affect the implementation of an intervention to enhance self-management support among patients, clinicians and organisations? Is it possible to develop methods to identify patients at risk of long-term problems with functional gastrointestinal disorders in primary care? Data sources included professional and patient interviews, patient self-report measures and data on service utilisation.

Design: A pragmatic, two-arm, practice-level cluster Phase IV randomised controlled trial evaluating outcomes and costs associated with the intervention, with associated process evaluation using interviews and other methods. Four studies around identification and risk assessment: (1) a general practitioner (GP) database study to describe how clinicians in primary care record consultations with patients who experience functional lower gastrointestinal symptoms; (2) a validation of a risk assessment tool;

(3) a qualitative study to explore GPs' views and experiences; and (4) a second GP database study to investigate patient profiles in irritable bowel syndrome, inflammatory bowel disease and abdominal pain.

Setting: Salford, UK.

Participants: People with long-term conditions and professionals in primary care.

Interventions: A practice-level intervention to train practitioners to assess patient self-management capabilities and involve them in a choice of self-management options.

Main outcome measures: Patient self-management, care experience and quality of life, health-care utilisation and costs.

Results: No statistically significant differences were found between patients attending the trained practices and those attending control practices on any of the primary or secondary outcomes. The intervention had little impact on either costs or effects within the time period of the trial. In the practices, self-management tools failed to be normalised in routine care. Full assessment of the predictive tool was not possible because of variable case definitions used in practices. There was a lack of perceived clinical benefit among GPs.

Limitations: The intervention was not implemented fully in practice. Assessment of the risk assessment tool faced barriers in terms of the quality of coding in GP databases and poor recruitment of patients.

Conclusions: The Whole system Informing Self-management Engagement self-management (WISE) model did not add value to existing care for any of the long-term conditions studied.

Future work: The active components required for effective self-management support need further study. The results highlight the challenge of delivering improvements to quality of care for long-term conditions. There is a need to develop interventions that are feasible to deliver at scale, yet demonstrably clinically effective and cost-effective. This may have implications for the piloting of interventions and linking implementation more clearly to local commissioning strategies.

Trial registration: Current Controlled Trial ISRCTN90940049.

Funding: This project was funded by the National Institute for Health Research (NIHR) Programme Grants for Applied Research programme and will be published in full in *Programme Grants for Applied Research*; Vol. 6, No. 1. See the NIHR Journals Library website for further project information.

Contents

List of tables	xiii
List of figures	xv
List of boxes	xvii
List of abbreviations	xix
Plain English summary	xxi
Scientific summary	xxiii
Chapter 1 Introduction to the programme	1
Improving management of functional gastrointestinal disorder	1
Project 1 research questions	2
Patient and public involvement	2
Chapter 2 The WISE model of self-management support	3
Introduction	3
Models of self-management support	3
Achieving the potential of primary care in delivering self-management support	4
The WISE model as a complex intervention	5
Enhancement of the WISE model with psychological therapies	7
<i>Cognitive-behavioural therapy</i>	8
<i>Hypnotherapy</i>	8
Procedure	8
<i>Initial and follow-up sessions</i>	8
Recruitment	9
Chapter 3 Design of the randomised controlled trial	11
Methods	11
<i>Research question</i>	11
Population	11
Intervention	13
Outcomes	13
Design	13
Practice recruitment and randomisation	14
Sample size	14
Analysis	14
Process evaluation	15
Changes to original protocol	15
<i>Single health economy</i>	15
<i>Selection of patients before practice allocation</i>	15
<i>Baseline sampling and assessment</i>	16
<i>Long-term follow-up</i>	16

Chapter 4 Results	17
Baseline characteristics of the study participants	17
Engagement with training	19
Implementation of training	19
Implementation of step-up therapies	19
Analysis	19
Discussion	24
Chapter 5 Health economic analysis	25
Methods	25
<i>Design</i>	25
<i>Decision problem</i>	25
<i>Parameter estimates</i>	25
<i>Missing data</i>	25
<i>Cost-effectiveness analysis</i>	27
Results	27
<i>Health-related quality of life</i>	27
<i>Imputation of missing data</i>	27
<i>Cost-effectiveness</i>	29
<i>Sensitivity analysis</i>	30
Subgroup analysis of irritable bowel syndrome patients	30
Costs	30
<i>Health-related quality of life</i>	30
<i>Cost-effectiveness</i>	30
<i>Comparison with other conditions in trial</i>	31
Discussion	31
Chapter 6 Process evaluation	33
Process evaluation	33
Process evaluation question	34
Methods	34
<i>Organisational level</i>	35
<i>Practice and professional level</i>	35
<i>Patient level</i>	35
Results	36
<i>Organisational level</i>	36
<i>Practice and professional level</i>	38
<i>Theme 1: the work associated with self-management support is not a priority for practices</i>	42
<i>Theme 2: the responsibility for self-management is passed 'down' from general practitioner to nurse to patient</i>	43
<i>Theme 3: autonomous working practices provide space for optimal self-management support discussions</i>	43
<i>Theme 4: self-management support is not perceived as different enough to warrant investment of time and effort</i>	44
<i>Theme 5: perceptions of feasibility of changing patient behaviour are low</i>	44
<i>Theme 6: it is easy to dismiss or under acknowledge the needs of patients</i>	45
<i>Theme 7: self-management support resources need to be readily accessible and trustworthy</i>	45
<i>Patient experience and participation with self-management arrangements</i>	46
<i>Self-management in patients with multiple conditions</i>	50
Discussion	54

Chapter 7 Project 2: identification and risk assessment	57
General practitioner database study (study 1)	58
<i>Aim</i>	58
<i>Methods</i>	58
<i>Results</i>	59
<i>Discussion</i>	63
Risk assessment study (study 2)	65
<i>Aim</i>	65
<i>Methods</i>	65
<i>Questionnaires</i>	67
<i>Analysis</i>	68
<i>Results</i>	69
<i>Discussion</i>	73
Qualitative study (study 3)	76
<i>Aim</i>	76
<i>Methods</i>	76
<i>Results</i>	76
<i>Discussion</i>	82
General practitioner database study (study 4)	84
<i>Aim</i>	84
<i>Methods</i>	84
<i>Analysis</i>	84
<i>Results</i>	88
<i>Discussion</i>	94
Project 2 overall discussion of findings from the four studies	94
<i>The use of Read Codes</i>	94
<i>Primary care records compared with patient recall</i>	94
<i>Health care seeking for irritable bowel syndrome</i>	95
<i>Would a risk assessment tool be helpful?</i>	96
<i>Similarities with other medically unexplained symptoms</i>	96
<i>Implications for future research and clinical practice</i>	96
Chapter 8 General discussion of programme findings	97
Programme organisation	97
Implementation of the WISE model: why was this not successful?	97
The implementation of the WISE model and the changing primary care context	98
Implications of the study for research	100
Acknowledgements	101
References	105
Appendix 1 Training manual	115
Appendix 2 Consolidated Standards of Reporting Trials checklist	139
Appendix 3 The CHEERS checklist	141
Appendix 4 Project 2 patient questionnaire	145
Appendix 5 Scoring for risk assessment tool	153

List of tables

TABLE 1 Baseline characteristics of participants	18
TABLE 2 Summary of analyses of covariance	20
TABLE 3 Baseline characteristics of IBS participants	21
TABLE 4 Summary of analyses of covariance, IBS participants only	23
TABLE 5 Unit costs of health-care services	26
TABLE 6 Available case resource use	28
TABLE 7 Percentage of patients in each EQ-5D dimension by group at baseline and each follow-up	28
TABLE 8 Unadjusted and adjusted mean QALYs per patient over the 12-month period	29
TABLE 9 Total costs per patient over the 12-month period	29
TABLE 10 Incremental cost-effectiveness ratio for the WISE model with and without adjustment for baseline EQ-5D scores	29
TABLE 11 Available case analysis	30
TABLE 12 Staff satisfaction with training: session 1	39
TABLE 13 Staff satisfaction with training: session 2 (GPs and nurses)	39
TABLE 14 Self-reported use of the WISE model tools	40
TABLE 15 Processes influencing uptake of WISE tools	40
TABLE 16 Practice demographics (<i>N</i> = 58)	70
TABLE 17 Referrals and response rates by method of recruitment	70
TABLE 18 Patient characteristics	71
TABLE 19 Number and per cent of participants by symptom severity and risk assessment score	72
TABLE 20 Sensitivity, specificity and positive predictive values for the risk assessment tool at 3, 6 and 12 months	72
TABLE 21 Details of GPs interviewed	77
TABLE 22 Symptoms and diagnosis codes	85

TABLE 23 Medication codes	86
TABLE 24 Referral codes	87
TABLE 25 Number of patients with IBS, AP and IBD	88
TABLE 26 Demographic information for patients with IBS, AP and IBD	88
TABLE 27 Number (%) of symptoms pre and post IBS, AP and IBD: 2002–11	89
TABLE 28 Number (%) of medications pre and post IBS, AP and IBD: Salford 2002–11	90
TABLE 29 Number (%) of medications pre and post in those with no symptoms in the year prior to and the year after IBS, AP and IBD: Salford 2002–11	91
TABLE 30 Number (%) of medications pre and post in those with symptoms in the year prior to, and the year after, IBS, AP and IBD: Salford 2002–11	91
TABLE 31 Number (%) of referrals pre and post IBS, AP and IBD: Salford 2002–11	92

List of figures

FIGURE 1 The WISE model	4
FIGURE 2 Process of care in the WISE model	5
FIGURE 3 Planned trial design	12
FIGURE 4 The CONSORT flow diagram for the trial	17
FIGURE 5 Forest plot of standardised effect sizes (vertical bars indicate minimally important differences)	21
FIGURE 6 Cost-effectiveness acceptability curve, controlling for baseline utility	30
FIGURE 7 Principal component analysis plot of gastrointestinal symptom data	59
FIGURE 8 Common gastrointestinal problems mapped into symptom space	60
FIGURE 9 A representation of patients in gastrointestinal symptom space	62
FIGURE 10 Classification of patient records in terms of three different criteria (F%, K%, A%)	62
FIGURE 11 A representation of all diagnosis information collected in 2009 for patients from three GP surgeries in Salford	64
FIGURE 12 Irritable Bowel Syndrome Quality of Life Questionnaire subscales	73
FIGURE 13 Symptom severity classification	73
FIGURE 14 Per cent reporting problems on EQ-5D scales	74
FIGURE 15 Irritable bowel syndrome age-specific rates: 2002–11	92
FIGURE 16 Abdominal pain age-specific rates: 2002–11	92
FIGURE 17 Inflammatory bowel disease age-specific rates: 2002–11	93
FIGURE 18 Age-standardised rates: 2002–11	93

List of boxes

BOX 1 Training sessions	7
BOX 2 A case study of PRISMS as a potential 'tipping' point	47
BOX 3 Opinions on the guidebooks from participants in the longitudinal study	48

List of abbreviations

AP	abdominal pain	ICER	incremental cost-effectiveness ratio
CBT	cognitive-behavioural therapy	IMD	Index of Multiple Deprivation
CCG	Clinical Commissioning Group	MRC	Medical Research Council
CHEERS	Consolidated Health Economic Evaluation Reporting Standards	NICE	National Institute for Health and Care Excellence
CI	confidence interval	NIHR	National Institute for Health Research
CONSORT	Consolidated Standards of Reporting Trials	NPT	normalisation process theory
COPD	chronic obstructive pulmonary disease	PCA	principal components analysis
EQ-5D	EuroQol-5 Dimensions	PCRN	Primary Care Research Network
EQ-5D-3L	EuroQol-5 Dimensions, three-level version	PCT	primary care trust
FGID	functional gastrointestinal disorder	PRISMS	Patient Report Informing Self-Management Support
GHQ	General Health Questionnaire	QALY	quality-adjusted Life-year
GIT	gastrointestinal tract	QOF	Quality and Outcomes Framework
GP	general practitioner	RCT	randomised controlled trial
HRQoL	health-related quality of life	SIR	Salford Integrated Record
IBD	inflammatory bowel disease	SSRI	selective serotonin reuptake inhibitor
IBS	irritable bowel syndrome	WISE	Whole system Informing Self-management Engagement
IBS-QOL	Irritable Bowel Syndrome Quality of Life Questionnaire		

Plain English summary

Many patients suffer from what are called gastrointestinal disorders, which can include abdominal pain and bloating as well as changing bowel habits.

There is some evidence that people can be helped by 'self-management support': engaging patients more actively in their illnesses, using patient education and self-management and adding psychological treatments.

Although we know that these methods can work in research settings, we do not know if they can be rolled out to usual NHS settings.

We did a study to see if a training programme for primary care could help people with irritable bowel syndrome (IBS), as well as those with diabetes and chronic obstructive pulmonary disease. We also explored if we could develop ways to identify people who might be at risk of long-term problems.

We divided local practices into two groups and primary care staff were trained to deliver self-management support.

We found lots of practical difficulties in delivering the changes and were not able to get primary care staff to implement much self-management support in their routine care of patients. There were no differences between groups in their health or the costs of their care over time.

We also found that the way that IBS is coded in general practice computer systems varied quite a lot. General practitioners did not think that a tool to assess the risk of patients having long-term problems would be very useful.

Scientific summary

Background

Chronic gastrointestinal disorders are major burdens in primary care. Previous research has suggested that enhancing self-management (by improving patient information, training health professionals to provide support and improving access to care) can improve outcomes. However, it is not known if such models of care can be implemented at scale in routine NHS settings. It is also unclear whether or not it is possible to develop effective risk assessment procedures to identify patients who are likely to become chronically ill and could benefit from additional support.

Objectives (list of research questions)

What is the clinical effectiveness and cost-effectiveness of an intervention to enhance self-management support for patients with chronic conditions when translated from research settings into routine care? [Phase IV randomised controlled trial (RCT) and economic evaluation.]

What are the barriers and facilitators that affect the implementation of self-management support among patients, clinicians and organisations? (Process evaluation.)

Is it possible to develop methods to identify patients at risk of long-term problems with functional gastrointestinal disorders in primary care?

Methods

We conducted a pragmatic, two-arm, practice-level cluster Phase IV RCT evaluating outcomes and costs associated with an intervention to enhance self-management support.

We trained practitioners to assess patient self-management capabilities and involve patients in a choice of self-management options, including self-help guidebooks, community resources and a potential 'step up' to more intensive patient-focused hypnotherapy or cognitive-behavioural therapy.

We conducted a process evaluation using interviews and other methods to assess the barriers and facilitators that affect the implementation of the intervention at patient, clinical and organisational levels.

We conducted four studies around identification and risk assessment:

1. a database study was conducted to describe how clinicians in primary care record consultations with patients who experience functional lower gastrointestinal symptoms
2. a risk assessment study was conducted to validate a risk assessment tool for predicting symptom distress for irritable bowel syndrome (IBS)
3. a qualitative study was conducted to explore general practitioners' (GPs') views and experiences of defining, diagnosing and managing of functional lower gastrointestinal symptoms in primary care
4. a second database study was conducted to investigate patient profiles in IBS, inflammatory bowel disease and abdominal pain.

Results

Project 1

Forty-four practices were randomised and 5599 patients were recruited, representing 43% of the eligible population on the practice lists. A total of 4533 (81%) patients completed the 6-month follow-up and 4076 (73%) completed the 12-month follow-up.

No statistically significant differences were found between patients attending the trained practices and those attending control practices on any of the primary or secondary outcomes. All effect size estimates were below the prespecified threshold of clinically important difference. The intervention had little impact on either costs or quality of life within the time period of the trial and was unlikely to be cost-effective.

Although some aspects of the intervention were well received and there was significant uptake and attendance at initial training sessions, we found little evidence of demonstrable impact in terms of changed clinical practice or patient experience of care.

In the practices, self-management tools failed to be normalised in routine care. Practice nurses viewed themselves as being patient centred, yet psychosocial and behaviour change support was not generally incorporated. Nurses had concerns about the burden of providing enhanced self-management support in terms of both their own workloads and what they felt that their patients could accommodate.

Project 2

Our initial database analyses suggest that it is not yet possible to develop case definitions for primary care-based studies of patients with IBS using Read Codes.

Full assessment of the planned risk assessment tool was not possible because of the variable case definitions used in practices and as a result of wide discrepancies in the utilisation of Read Coding. The number of patients recruited to the risk assessment study was also much lower than anticipated. However, we were able to calculate sensitivity and specificity based on the sample recruited. The risk assessment tool appeared to be sensitive in predicting those with severe disease; however, it was not specific in predicting those without severe disease.

Variability in coding was found to be a function of practitioner preference and low utilisation was also related to lack of perceived clinical benefit. GPs reported that IBS was not a difficult condition to diagnose or manage, yet most described reluctance to add the Read Code for IBS to the record. Respondents acknowledged the link between IBS and psychological distress, but were reluctant to refer for psychological therapies and did not see the value of a risk assessment tool to predict chronicity.

Conclusion

The self-management intervention did not add value to existing care for any of the long-term conditions studied. The active components required for effective self-management support need further study. The results highlight the challenge of delivering improvements to quality of care for long-term conditions that are feasible to deliver in routine care at scale, yet demonstrably clinically effective and cost-effective. The active components required for effective self-management support need further study. The results highlight the challenge of delivering improvements to quality of care for long-term conditions. This may have implications for the piloting of interventions and linking implementation more clearly to local commissioning strategies.

Trial registration

This trial is registered as ISRCTN90940049.

Funding

Funding for this study was provided by the Programme Grants for Applied Research programme of the National Institute for Health Research.

Chapter 1 Introduction to the programme

The programme of research reported here derives from the National Institute for Health Research (NIHR) Programme Grants for Applied Research project number 11/77/82.

The original aims and objectives were:

- project 1 – to take an evidence-based self-management support model [Whole system Informing Self-management Engagement (WISE)] for established chronic functional gastrointestinal disorder (FGID) in primary care and to test clinical effectiveness and cost-effectiveness when translated from research settings into routine care
- project 2 – to determine how well the WISE model prevented patients with new-onset functional gastrointestinal problems from developing chronic ill-health.

Issues related to the delivery of project 2 were identified following NIHR monitoring visits, which acknowledged that recruitment and data quality issues rendered the original plan for project 2 unviable. The focus on project 2 was therefore modified in discussion with the funder to a focus on identification and risk assessment.

The description of the research actually conducted in relation to project 2 is provided in *Chapter 7*.

Chronic gastrointestinal disorders, including inflammatory bowel disease (IBD) and FGID, account for approximately 8% of the general practice workload in the UK, at an estimated cost of £1B per year.^{1,2} Around 50% of these consultations are for FGID.^{2,3}

Irritable bowel syndrome (IBS), the most prevalent FGID, comprises chronic physical symptoms [abdominal pain (AP) and bloating, erratic bowel habit], which remain unexplained after medical exploration.⁴

Improving management of functional gastrointestinal disorder

Over the last decade, members of the research team have developed therapies for these conditions, using patient education and self-management.^{5–15} These have been combined with patient-centred psychological approaches, such as cognitive-behavioural therapy (CBT) and hypnotherapy.^{16,17}

These findings suggested that:

1. information can be improved to incorporate patient experience and expertise alongside medical information about management and treatment
2. clinician training in patient-centred consultation skills and shared decision-making with patients is acceptable and appropriate and leads to positive outcomes
3. health systems that are better aligned to self-management are well received
4. an integrated approach leads to reduced health service utilisation and costs without adverse clinical effect
5. defining the boundaries of care in professional support for self-management is necessary for success.

The results of these studies led us to propose a new integrated WISE model. The WISE model is designed to enhance well-being by improving patient information, drawing on patients' existing skills in living with long-term conditions, training health professionals to support self-management and improving access to further care. The system is applicable to chronic FGID, such as IBS, and commonalities in the management of conditions suggest that it may be applicable to other long-term conditions.

Although existing evidence shows that the WISE model was effective, we also identified two key issues that required further study:

1. Although results have been demonstrated in research trials, there has been no demonstration that the results could be achieved when translated from research settings into routine care.
2. Psychological ill-health can adversely influence the chronicity and burden of chronic FGID. Psychological therapies could be added to the original WISE model to increase effectiveness, but their uptake, acceptability and cost need to be assessed.

Project 1 research questions

- What is the clinical effectiveness and cost-effectiveness of an intervention to enhance self-management support for patients with chronic conditions when translated from research settings into routine care? [Phase IV randomised controlled trial (RCT) and economic evaluation.]
- What are the barriers and facilitators that affect the implementation of the WISE model among patients, clinicians and organisations? (Process evaluation.)

Patient and public involvement

Our patient and public contributors are named in the *Acknowledgements*. They guided project delivery through attendance at Study Steering Group meetings and provided particular assistance around the challenges of recruiting patients to the project.

Chapter 2 The WISE model of self-management support

Introduction

Long-term conditions are important determinants of quality of life and health-care costs worldwide.¹⁸ Increasing focus has been placed on self-management, defined as:

The care taken by individuals towards their own health and well-being: it comprises the actions they take to lead a healthy lifestyle; to meet their social, emotional and psychological needs; to care for their long-term condition; and to prevent further illness or accidents.

Clark et al.¹⁹ Copyright © 1991, © SAGE Publications

The Wanless report, *Securing our Future Health: Taking a Long-term View*, suggested that the future costs of health care were very much dependent on:

How well people become fully engaged with their own health.²⁰

Wanless²⁰ Contains public sector information licensed under the Open Government License v3.0

However, realising the potential of self-management requires effective ways of encouraging appropriate behaviour change in patients and professionals. There are a number of factors influencing self-management, including patient factors (e.g. lay epidemiology and health beliefs, self-efficacy, emotional responses to long-term conditions, identity and pre-existing adaptations), and wider influences (such as the organisation of the health-care system and access to material and community resources).²¹ A number of models of self-management have been proposed in the literature, including increasing access to health information⁵ and deployment of assistive technologies.²² Patient skills training (through the Chronic Disease Self-Management Program and its derivatives) can be used to encourage patients to enhance their individual self-management skills.^{23,24} There is evidence for the effectiveness of the programme on some outcomes,²⁵ but there are significant limitations. Intervention 'reach' is defined as the:

... percentage and risk characteristics of persons who receive or are affected by a policy or program.

Glasgow et al.²⁶ © 1999 American Public Health Association

Interventions with limited 'reach' are unable to translate the effectiveness of an intervention at the individual level to that of the wider population. In the case of the Chronic Disease Self-Management Program, requirements for self-referral or referral from health-care professionals means that levels of uptake can be low, and biased towards certain patient groups, threatening reach and equity.

Models of self-management support

Health policy in the UK has worked with a model that organises care for long-term conditions around three tiers: (1) self-management support for low-risk patients, (2) disease management for patients at some risk and (3) case management for patients with multiple, complex conditions.²⁷ In the UK, the bulk of disease management is already delivered through primary care. Primary care is generally defined in terms of attributes such as a gatekeeping function and first contact care,²⁸⁻³⁰ but other attributes also make it an excellent platform for self-management support. Primary care offers open access between the health service and the population, can deliver continuity of care through an extended personal relationship or through informational continuity,²⁸⁻³⁰ and has a role in helping patients achieve care that balances

compliance with clinical guidelines and consistency with patient needs and preferences. Delivering self-management support through primary care also maximises reach.

However, there are major barriers to achieving effective self-management support in primary care. Self-management is only one priority among many facing primary care professionals³¹ and there is evidence that many primary care professionals do not see self-management as a core part of their remit.^{32,33} This is especially true when incentives (financial and otherwise) are focused on specific clinical tasks and biomedical parameters.³⁴

Achieving the potential of primary care in delivering self-management support

Our research team has engaged in a programme of research over a number of years that has explored the barriers to, and facilitators of, effective self-management support. On the basis of this work, we argue that self-management support requires the following.

1. A whole-systems perspective that involves interventions at the patient, practitioner and service organisation levels in the delivery of self-management support. Many self-management interventions have focused on patient behaviour change or professional training only, but we argue that each level has a different function in encouraging and supporting self-management behaviour, and that effects are maximised when interventions occur at all levels and include attention to patient actions outside the context of contacts with the health service.^{13,14,35}
2. Widening the evidence base to acknowledge a range of disciplinary perspectives on the way in which patients and professionals respond to, and manage, their long-term conditions. Although psychology has dominated the design of many interventions for self-management support through models such as self-efficacy theory, there are a wide range of applied social science theories that can inform an understanding of the way that patients and professionals understand, respond to and manage long-term conditions.³⁶⁻³⁸

The model has been designed to reflect these findings and provide a feasible and effective model of self-management support. The model (*Figure 1*) aims to support patients to receive guidance from trained practitioners working within a health-care system geared up to be responsive to patient need.

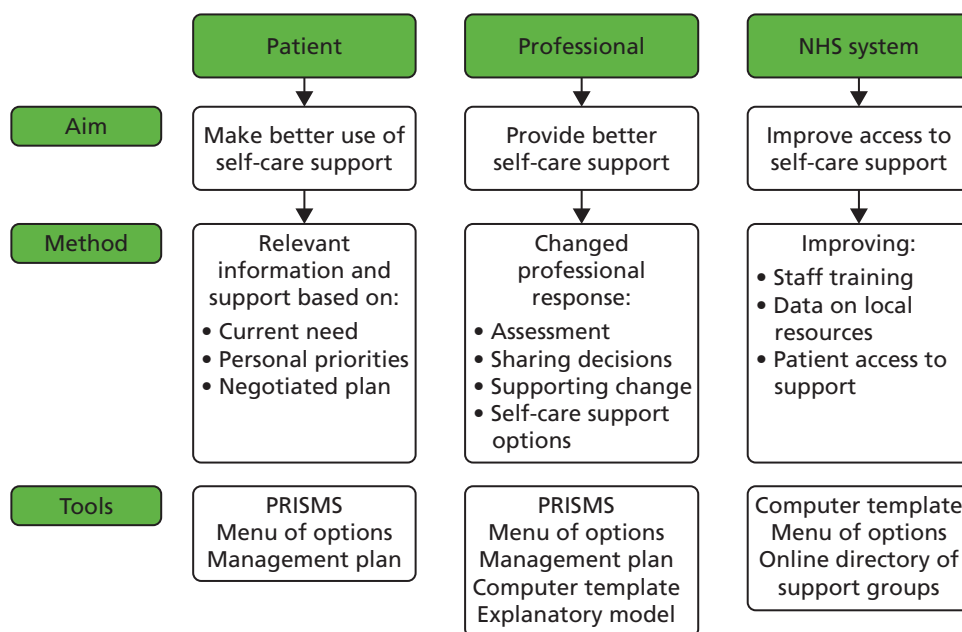


FIGURE 1 The WISE model. PRISMS, Patient Report Informing Self-Management Support.

Our approach broadly follows the phased development and evaluation framework outlined for complex interventions by the Medical Research Council (MRC).^{39,40} We have developed an evidence base for the elements of the WISE approach using mixed methodology: a combination of RCTs, nested qualitative studies and economic evaluation. In summary, the evidence shows that:

- information can be effectively improved to incorporate patient experience and expertise alongside medical information about management and treatment^{5,7,41}
- clinician training in patient-centred consultation skills and shared decision-making with patients to guide and support self-management is acceptable and appropriate, and leads to positive outcomes⁵
- health systems that are better aligned to patient practices of self-management are generally well received.^{14,35,42}

The WISE model as a complex intervention

Complex interventions are defined as those that:

... comprise a number of separate elements which seem essential to the proper functioning of the intervention although the 'active ingredient' of the intervention that is effective is difficult to specify.

Craig et al.³⁹ Copyright © 2008, British Medical Journal Publishing Group

The WISE model, as applied to primary care, met this definition. The intervention was designed to impact on the patient, professional and system levels (see *Figure 1*). The primary target of the intervention was the practice. The overall aim of the intervention was to encourage practices to adopt a structured and patient-centred approach to the routine management of long-term conditions through providing skills, resources and motivation to make changes to service delivery in line with the principles of the WISE model (*Figure 2*).

The development, and evaluation, of the training intervention took place prior to this trial, and details have been published elsewhere.⁴³ The planned approach to training combines evidence-based approaches to changing professional behaviour with approaches to 'normalise' those behaviours in current practice. The intervention involved the whole practice and there were also 'system' links to the local health organisation, which provided access to additional resources (including a dedicated website of local groups and organisations providing self-management support).

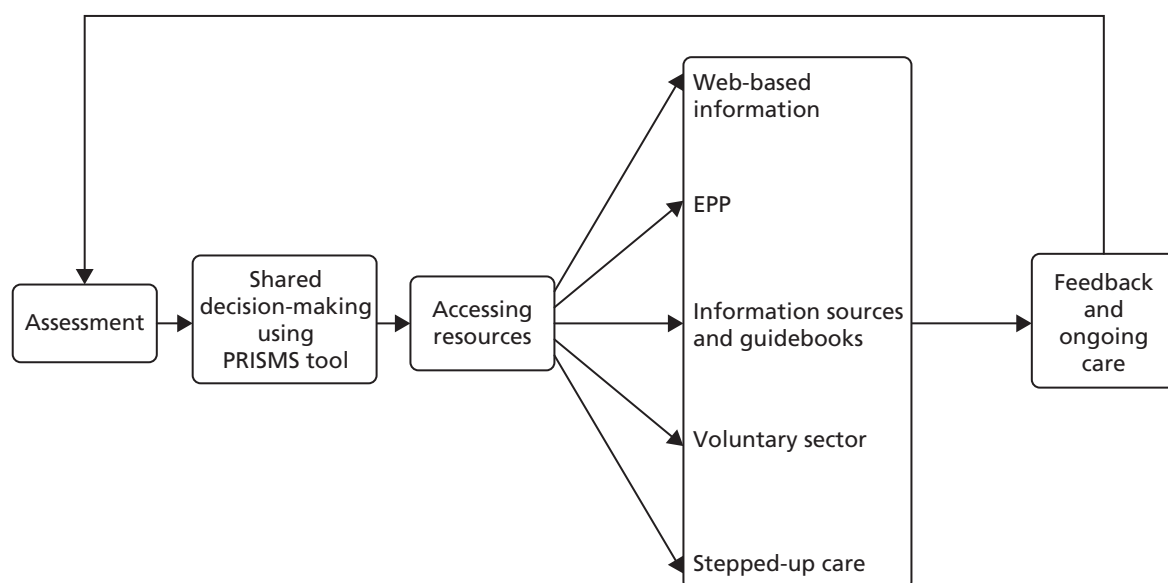


FIGURE 2 Process of care in the WISE model. PRISMS, Patient Report Informing Self-Management Support. EPP, Expert Patients Programme.

The components of the WISE training intervention include the following:

- Priority and agenda setting: an intervention, aimed to promote active patient participation in sharing their priorities and management preferences, was developed from the existing published literature and refined in a 'think aloud' and qualitative interview study.⁴⁴ The Patient Report Informing Self-Management Support (PRISMS) tool was based on a combination of patient-reported outcome measures and a values clarification exercise, intended to encourage patients to clarify and share values and priorities of personal importance.^{45,46} The PRISMS tool is intended as a starting point for discussion of patient priorities.
- Patient-centred information: information can be effective when it incorporates patient experience and expertise alongside medical information about management and treatment, and when it is given in a supportive and timely manner.¹⁰
- Shared decision-making: shared decision-making about the appropriate type of self-management support, supported by PRISMS and by the use of appropriate 'explanatory models'. Patients' explanations and understanding of a condition often differ from the medical model. Explanatory models are ways to make sense of problems and encourage discussion about the causes and consequences of their condition.
- Referral to community groups: to promote a whole-system approach to self-management, it is essential to engage with relevant community resources. Referral to third-sector providers (i.e. voluntary and community organisations) from primary care has clinically relevant benefits.⁴⁷ These groups provide services that are embedded within local community settings to help normalise health-related activities into everyday life. Despite the potential benefits of referral to third-sector providers, there remains an underutilisation of these services by primary care as practitioners report lack of knowledge of the services available. To promote the system change necessary between primary care and relevant third-sector providers, an online database of local self-management support options was developed.

Practice-based training sought to teach the following core skills to primary care staff:

1. Assessment of the individual patient's self-management support needs, in terms of their current capabilities and current illness trajectory.
2. Shared decision-making about the appropriate type of self-management support based on that assessment (e.g. support from primary care, written information sources, long-term condition support groups or condition-specific education), facilitated by the PRISMS tool and the use of explanatory models.
3. Facilitating patient access to support. This may involve signposting patients to various resources depending on the outcomes of the assessment and shared decision-making processes. These may include access to the Expert Patients Programme, disease-specific courses (such as pulmonary rehabilitation) or generic support (such as befriending). The training encompasses ways that health professionals can negotiate with patients about the more appropriate use of health care.
4. In the case of IBS, this may also involve referral to psychological treatment services (CBT and hypnotherapy) for eligible patients (so-called 'stepped-up care'). Patients with IBS were informed of the possibility of referral to such services through information leaflets.

As part of the training, primary care professionals received specific assistance in development of the core WISE skills, followed by integration of techniques through role play (with individualised performance feedback based on that role play).⁴⁸ The intervention was delivered over two sessions. All relevant staff within the practice were invited to the first session, including general practitioners (GPs), nurses, practice managers and reception staff. Clinical staff were invited to the second session (*Box 1*). A short intermediate meeting was held between the two main sessions to review progress, and involved the nominated practice lead only.

BOX 1 Training sessions**Session 1**

The first session is delivered to the whole practice by two trainers employed by the PCT who are familiar with primary care. The session involves clinicians, the practice manager and administrative staff and has the following structure:

- brief introduction to the WISE model
- team-building exercise
- exercise on care pathways for patients with long-term conditions
- WISE tools – PRISMS, explanatory models and menu of local support
- interactive discussion
- nomination of practice member to lead on implementation.

Intermediate meeting

This session is a short meeting between the trainers and the nominated practice lead to discuss progress with the WISE approach since session 1.

Session 2

This session is delivered by two trainers to all clinicians in the practice team. Through the use of role play and clinical discussion, the training focuses on embedding the three core skills: (1) assessment of self-management needs and capabilities, (2) shared decision-making and (3) facilitating patient access to support into primary care consultations. The session has the following structure:

- introduction and provision of manual
- reflection on competencies
- demonstration of skills to support self-management
- skills practice
- discussion on how to ensure sustainability of the WISE model.

PCT, primary care trust.

A training manual was given to all of those who participated in the training for use within the training session and to support practice (see *Appendix 1*). The training was piloted and modified on the basis of the pilot. The intervention was conducted by trained facilitators working alongside the research team, rather than the research team itself, to test a model of delivery that would be feasible in routine practice and wider implementation.

Enhancement of the WISE model with psychological therapies

Our previous studies had identified a residual group (up to 20%) who fail to benefit and who show high levels of psychological ill-health despite the use of the WISE model.

Evidence demonstrates that physical and psychological factors have an impact on symptom chronicity in patients with chronic gastrointestinal disorders, not only in patients with FGID⁴⁹ but also in patients with IBD.⁵⁰ Such psychological components, particularly anxiety and depression, are important determinants of clinical outcome and health resource use. Although there are limited studies investigating effectiveness of

psychological interventions for all FGID, the most common of these disorders (IBS) has been subject to a number of trials. In a systematic review and meta-analysis of the efficacy of psychological treatment for IBS, there was a 50% reduction in symptoms.⁵¹ Our own studies have shown that psychological treatments are of value in chronic gastrointestinal problems.⁵² Given the clear evidence of the clinical efficacy of CBT in common mental health problems,⁵³ current best evidence would suggest that either CBT or hypnotherapy would be of utility. We therefore offered both in addition to treatment by the GP.

Cognitive-behavioural therapy

We developed a 12-week CBT intervention comprising an initial assessment of between 60 and 90 minutes, followed by up to 11 weekly, individual, face-to-face sessions of between 45 and 60 minutes. Session 1 consisted of a patient-centred assessment for problem identification, risk assessment and development of a shared problem formulation. The following sessions involved education about the condition and specific CBT techniques (pacing, behavioural activation, diary keeping, identifying and challenging negative and unhelpful thinking patterns, and the development of a longer-term management plan). Participants received a self-management manual with information about IBS, CBT and 'patient stories' typical of people's experience of IBS and how to manage their symptoms.

Hypnotherapy

Gut-focused hypnotherapy consists of giving patients ideas about how the gastrointestinal system works and then using hypnosis to try and control abnormalities of gut function as well as dealing with any other factors that might exacerbate their condition. All sessions last 45–60 minutes on a weekly basis for up to 12 weeks, with the first consisting of an assessment of the patient and their symptom profile, followed by an 'educational' tutorial on simple gut physiology and how it might be controlled. Subsequent sessions involve the introduction of relaxation and hypnosis in general, followed by progressively more emphasis being placed on control of gut symptoms by the use of imagery or tactile techniques. All patients are given a compact disc to practise on a regular, preferably daily, basis.

The CBT therapist was an experienced and accredited therapist with the British Association for Behavioural & Cognitive Psychotherapies. A 2-day training workshop, provided by the trial team, consisted of a range of presentations about IBS and applying CBT interventions for people with IBS, with a focus on skills practice. The training was accompanied by a training handbook. The hypnotherapist had been previously fully trained and had been working for 2 years in the local hypnotherapy unit. CBT supervision was provided to the therapist on a fortnightly basis by applicant Karina Lovell (an experienced and accredited CBT therapist). Supervision for the hypnotherapist was provided on a regular basis by applicant Peter Whorwell (an experienced hypnotherapist).

Procedure

Initial and follow-up sessions

Following GP referral, the therapist contacted the participant to arrange the initial session at a convenient time. Each potential patient was given an information sheet prior to the first meeting, and those who agreed to take part signed a consent form to allow access to the self-reported measures (Patient Health Questionnaire-9 and Generalised Anxiety Disorder-7). Treatment sessions were delivered in a range of primary care settings, including practices.

The low-intensity aspects of WISE were rolled out from April 2009 and patients with a history of IBS who did not benefit from the WISE low-intensity intervention after 3 months were then given information about different step-up options by their GP or practice nurse. Following discussion with their GP, patients were directly referred to a therapy.

Recruitment

At the start of the project, both therapists identified the need to introduce themselves to the practices that could potentially refer to step-up, and, when possible, this took place. The aim of these meetings was to educate the practice team about the CBT and hypnotherapy treatments and to reiterate the referral protocol.

However, as a result of the low uptake of step-up via this route, alternative recruitment strategies were developed. This included building a relationship with the local primary care mental health teams in Salford that sought to promote the step-up with the relevant GP practices and facilitated a number of referrals. In addition, an individual letter to every GP in a WISE-trained practice was sent in March 2010, advising GPs about the availability of step-up for their IBS patients. In May 2010, in recognition that the referral rate to step-up remained very low, a leaflet describing the CBT/hypnotherapy options was produced in conjunction with NHS Salford Primary Care Trust (PCT); > 200 leaflets were then directly mailed to patients known to the trial. The step-up treatments were regularly advertised in WISE communications (e-mails and newsletters), and a poster advertising the availability of CBT or hypnotherapy for IBS sufferers was also displayed in patient waiting areas in WISE-trained surgeries.

Chapter 3 Design of the randomised controlled trial

The research question was:

What is the clinical effectiveness and cost-effectiveness of an intervention to enhance self-management support for patients with chronic conditions when translated from research settings into routine care? (Phase IV RCT and economic evaluation.)

The initial iteration of the MRC framework for the development of complex interventions suggested five phases: preclinical and Phases I–IV. Phase III involves comparing ‘a fully defined intervention with an appropriate alternative’ in the context of an appropriately powered RCT. The RCTs completed in the development and initial testing of the WISE model can be considered to be Phase III.

Phase IV has received the least attention of all aspects of the framework.⁵⁴ The initial guidance suggested that it concerns replication of Phase III outcomes ‘in uncontrolled settings’. Recent exploration of the differences between Phase III and IV studies suggest other important differences, including:

- Phase IV RCTs being based on Phase III evidence
- broad patient inclusion criteria based on those for the clinical service
- randomisation at the service level
- outcomes often collected using routine data
- uptake of the intervention is a crucial variable
- the implementation of the service is an important part of reporting.

Many of these were present in the study, although not all. For example, measures of self-management and health-related quality of life (HRQoL) are not available in routine data and had to be collected.

Methods

The trial was a pragmatic, two-arm, practice-level cluster Phase IV RCT evaluating outcomes and costs associated with the WISE model (*Figure 3*). The study was approved by the Salford and Trafford local Research Ethics Committee (reference number 09/H1004/6). We include a summary of the main outcomes of the RCT in this report. A full publication is available elsewhere.⁵⁵ The Consolidated Standards of Reporting Trials (CONSORT) checklist is provided in *Appendix 2*.

Research question

What is the clinical effectiveness and cost-effectiveness of an intervention to enhance self-management support for patients with chronic conditions when translated from research settings into routine care? (Phase IV RCT and economic evaluation.)

Population

The general practice was the cluster and, in line with the Phase IV study design, we aimed to involve all practices in a local ‘health economy’ in the UK. The context was a PCT in Salford, in north-west England. The organisation had a strong commitment to supporting self-management, viewing this as part of a strategic approach to improving the health and well-being of the population. This study took place between 2009 and 2012.

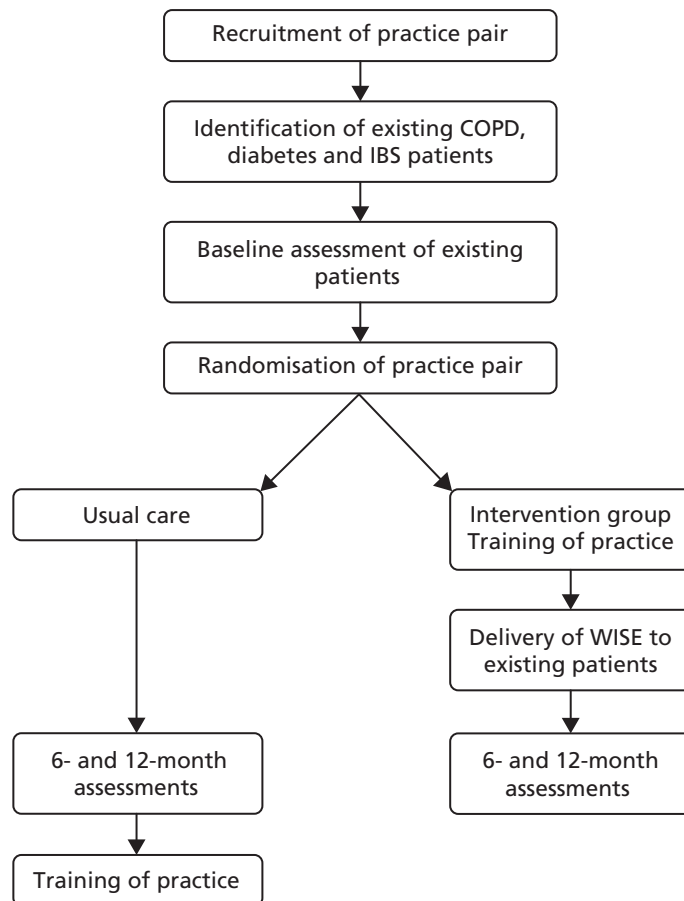


FIGURE 3 Planned trial design. COPD, chronic obstructive pulmonary disease.

The WISE model is designed to be robust and adaptable enough to use with the vast majority of patients with a long-term condition. We recruited patients with three long-term conditions: diabetes, chronic obstructive pulmonary disease (COPD) and IBS. The particular conditions to be included were chosen on the basis of a number of theoretical, policy and practical criteria, and they have important similarities and differences. Each condition is amenable to self-management interventions, and there is already a significant evidence base that will facilitate comparison of the effects of the WISE model with alternatives. The conditions are also of sufficiently high prevalence within practices to meet the sample size needs of the proposed trial. The conditions also have important differences in symptoms, experience and management. IBS is a more 'contested' condition with greater disagreement about diagnosis and appropriate management. The management of both diabetes and COPD is also incentivised in the UK under the Quality and Outcomes Framework (QOF), whereas IBS is not.

As a Phase IV RCT, the inclusion criteria were simple and broad to enhance the external validity of the study.

- Patients had a clinical diagnosis of COPD, diabetes or IBS, identified from existing primary care systems using appropriate clinical registers (for COPD and diabetes) and Read Codes (for IBS), and verified by primary care professionals.
- Patients also had to demonstrate sufficient English to be able to complete questionnaires.
- The practice had to agree that the patient was appropriate for research assessment.

Exclusion criteria included patients in the palliative care stage of condition or the presence of mental health problems that reduced capacity to consent and participate.

Patients who had two or more of our index conditions, or a single index condition and another long-term condition, were still included in the trial. Where a patient was identified as having two or more of the three conditions, clinical staff in the practice were asked to determine the main condition, in order to assist with appropriate outcome measurement (see *Outcomes*).

Intervention

The intervention was described in detail in *Chapter 2*.

Intervention practices received training as soon as possible after baseline data collection and subsequent allocation; control practices received training 1 year later. Training was undertaken in two sessions, with the second session approximately 1 month after the first. Practices were asked to select two WISE champions (a health-care professional and a member of the administration team) to help embed the WISE approach in the practice (a short mid-training session for them with the trainers was made available).

Outcomes

All outcomes were at the level of the individual patient. Each practice sent eligible patients a questionnaire at baseline, to be returned directly to the research team. Follow-up questionnaires were sent at 6 and 12 months.

The primary end point was the 12-month follow-up of patient health outcomes and costs.

The trial had three primary outcomes, all at 12 months:

1. shared decision-making (short-form Health Care Climate Questionnaire)⁵⁶
2. self-efficacy (confidence to undertake chronic disease management)⁵⁷
3. generic HRQoL [EuroQoL-5 Dimensions (EQ-5D)].^{58,59}

These outcomes represent core measures along the 'causal pathway' from intervention to health outcomes.

The study also collected a number of secondary outcomes, including disease-specific quality of life, self-management behaviours, service utilisation, empowerment, general health, social/role limitations, well-being and vitality. These are all detailed at URL: www.bmj.com/content/bmj/suppl/2013/05/13/bmj.f2882.DC1/kena009790.ww2_default.pdf (accessed 26 October 2017).

There was no blinding of patients or outcome assessors, although all outcomes were self-report. The analyst remained blind to allocation.

Design

The study was a pragmatic cluster RCT using a waiting list control (see *Figure 3*). The intervention was designed to impact on all primary care staff in a practice, thus randomisation was at the level of the practice to avoid contamination.

Practice recruitment and randomisation

Practices were recruited via practice visits and asked to identify their preferred time during the year for training. Practices were paired as closely as possible according to their preferred times, and using a minimisation procedure, one practice in each pair was allocated to training in the first year, with the other practice allocated to training at the same time the following year. Research staff recruiting practices were unaware of the next allocation in the sequence at the time of recruitment. Baseline (and subsequent follow-up) data collection then took place at both practices in a pair at the same time. This ensured a balance between the intervention and control groups, to avoid potential bias from changes to care delivery outside the trial context (e.g. new government policy or local system changes on the management of long-term conditions).

The practice (cluster) pairs were allocated – one to the intervention group and the other to the control group – using a minimisation algorithm by the trial statistician. Minimisation variables were practice size, practice deprivation [as measured by the Index of Multiple Deprivation (IMD)] and practice contractual arrangements (i.e. general medical services or personal medical services). This ensured that, barring attrition, the two arms of the trial would have equal numbers of practices and be balanced on the minimisation variables and data collection timeline.

After practice pairing and allocation, potentially eligible patients at each intervention and control group practice were identified from the computer systems and checked for eligibility to be contacted by practice clinical staff.

Sample size

Sample size calculations were made on the basis of data collected from the national evaluation of the Expert Patients Programme. Although all three patient groups were combined in the primary analysis (see *Analysis*), we powered the trial to detect a fairly small effect of the intervention on diabetes, COPD and IBS separately. Data on outcomes from the national evaluation of the Expert Patients Programme had a range of intraclass correlation coefficients from 0.01 to 0.07. For the power calculations, we assumed an intraclass correlation coefficient of 0.05. Baseline follow-up correlations were taken to be 0.6, that is, towards the lower end of those found in the Expert Patients Programme. On these assumptions, each arm of the trial required 18 practices and 36 patients per condition per practice, to achieve 80% power to detect an effect size of 0.21 per condition. To allow for attrition of practices (estimated to be around 10%), we aimed to recruit 20 practices into each arm of the trial. Questionnaires were to be sent to 80 patients per practice with each condition. For each of the three conditions, this aimed to provide, on average, 48 patients per practice at baseline, reducing to 36 patients at 12 months. We recognised that smaller practices might not have 80 patients with COPD, in which case we compensated by recruiting additional patients from larger practices. On the basis of the above, we aimed to recruit totals of 1728 patients with diabetes, 1728 with COPD and 1728 with IBS.

Analysis

Analysis followed a prespecified analysis plan. Each outcome was subjected to analysis of covariance within a multilevel (patients within practices) regression framework, following intention-to-treat principles and with the analyst (applicant DR) blind to practice allocation. Although we powered the study to detect effects for separate conditions, we maximised power and minimised multiple testing in the analysis by testing for a treatment effect across all three condition groups combined, and for an interaction between trial arm and condition group (controlled for the main effects of condition group). This analysis also controlled for baseline values of each outcome, design factors (practice list size, deprivation and contractual type), and additional covariates (see *Process evaluation*).

In the case of a statistically non-significant ($p > 0.05$) interaction between trial arm and condition group, no further condition-specific analyses would be conducted; if the interaction term were significant, this would imply that the effect varied by condition and further analyses would be conducted for each separate condition group.

We applied multiple imputation (five imputed data sets) to baseline variables with missing values (all $< 5\%$), using chained equations and all variables in the model. We did not impute missing follow-up data, but used multivariate logistic regression to identify baseline covariates predictive of missing data and included these (disease condition, age, general health, deprivation index and home ownership) as covariates. Additional prespecified covariates included gender, comorbid conditions count, education and primary care visits 6 months prior to baseline.

Sensitivity analyses assessed the stability of the results to the model specification. All analyses used Stata® v12 (StataCorp LP, College Station, TX, USA) and an alpha value of 5%. For outcome variables with skewness or kurtosis values of ≥ 1.0 , confidence intervals (CIs) and p -values were derived using standard errors based on 100 bootstrapped samples.

The trial included an economic analysis to compare the costs and outcomes for the trial arms (see *Chapter 5* for details of the health economic analysis).

Process evaluation

A process evaluation was designed to complement and provide additional information concerning the trial.⁶⁰ Details about the process evaluation and accompanying qualitative study are included in *Chapter 6*.

Changes to original protocol

The size and complexity of the evaluation meant that it was extremely challenging to implement, and initial delivery of the intervention and research components faced a number of barriers that led to a number of minor changes to the original protocol. We detail these changes and their potential threats to internal and external validity in the following sections.

Single health economy

Our aim was to deliver the proposed intervention across all practices in a single PCT to assess an intervention effect across a complete health economy. Although we were able to recruit 32 practices in Salford (73% response rate), this did not give us the desired level of statistical power. We therefore spread our recruitment to a neighbouring PCT (Bury). This area has a similar socioeconomic profile and the overall spread of IMD scores across practices is quite similar to Salford (4.5–65.5 compared with 6.6–77.2). In addition, the two trusts shared the same chief executive and both are part of a north-west self-management initiative.

However, some aspects of the whole-system intervention detailed previously were not available, such as existence of a dedicated self-management education team and availability of certain community-based support schemes. Differences in the financial arrangements between trusts also meant that we were unable to offer the intervention to control group practices in Bury PCT after 12 months.

Selection of patients before practice allocation

One of the threats to the validity of a cluster randomised trial is recruitment bias, where professionals allocated to different trial arms recruit differently depending on their allocation, leading to selection bias and baseline incomparability.⁶¹ It is preferable in these cases to recruit patients prior to allocation. Although this was our intention, in the event we found that practices required adequate advance notice of

their training date; hence it became necessary to inform them of their group allocation prior to patient selection. This does raise the possibility of bias, but we are confident that such bias was small. Initial patient selection was via existing disease registers and Read Codes; therefore, the only way practices could influence recruitment was to request exclusion of a patient after they had been identified through these methods. These exclusions represented a relatively small proportion of patients (11% control and 15% intervention with COPD, 10% and 11%, respectively, for diabetes and 18% and 11%, respectively, for IBS).

Baseline sampling and assessment

Response rates from patients at the practices first to enter the trial were considerably lower than originally expected. In view of this, we made a number of adjustments to improve response. To ensure the patient numbers required for our target level of statistical power, we increased the number of patients surveyed to include all eligible patients at each practice, up to a maximum of 200 per condition (selected at random where this applied). Very few practices had > 200 patients for any condition; hence the study became, in effect, a total population survey. In addition, we introduced a financial incentive to patients for returning a completed questionnaire. We also took the decision to change the baseline questionnaire to focus on a smaller number of core variables. The main effect on the trial of the shortened baseline questionnaire is to reduce our scope for analysis of baseline moderators of treatment effect. However, such analyses are always secondary to the primary intention-to-treat analysis.

Long-term follow-up

Although the original protocol planned for implementation of the model in usual-care practices and a further follow-up at 24 months to assess long-term effects, delays to the project and the lack of effect demonstrated (see *Chapter 4*) meant that a longer-term follow-up was not possible or appropriate.

Chapter 4 Results

Figure 4 presents the trial CONSORT flow diagram. Practice recruitment from the main PCT (32 practices) fell short of the 40 required to ensure full power. We therefore included additional practices from an adjoining PCT with a very similar demographic profile, resulting in a final total of 44 practices randomised. Three practices randomised to the intervention group withdrew prior to data collection, leaving 19 intervention and 22 control practices.

Baseline characteristics of the study participants

A total of 5599 patients ($n = 2546$ diabetes, $n = 1634$ COPD and $n = 1419$ IBS) were recruited, representing 43% of the eligible population. Just over half the sample were female (53.5%) and around half (50.8%) were aged ≥ 65 years (Table 1). Very few (3.4%) were non-white. The great majority (72.5%) had more than one long-term condition, and 23% had visited their GP five times or more in the 6 months prior to the study.

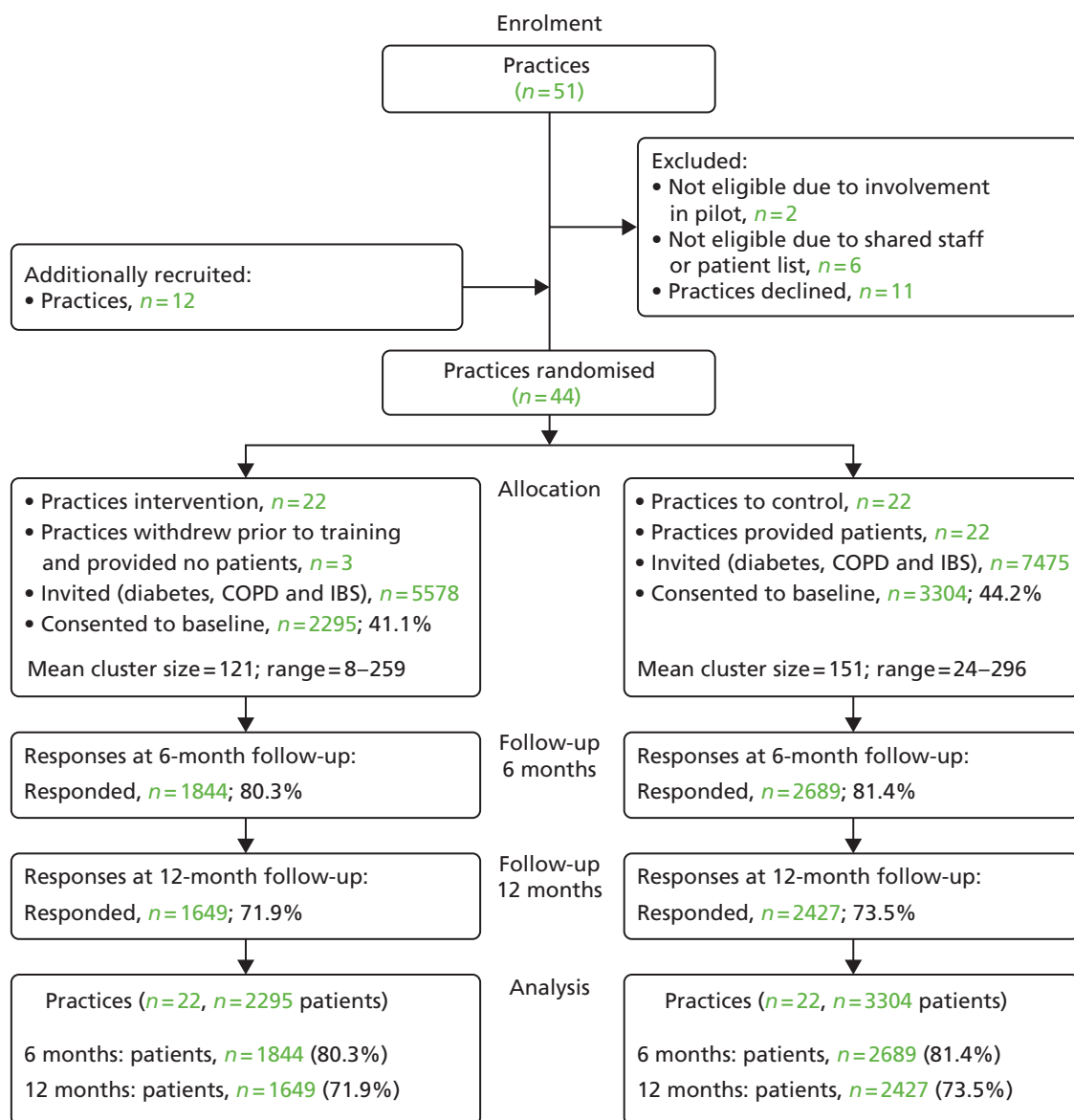


FIGURE 4 The CONSORT flow diagram for the trial.

TABLE 1 Baseline characteristics of participants

Characteristic	Trial arm		Total (<i>N</i> = 5599)
	Usual care (<i>N</i> = 3304)	WISE model (<i>N</i> = 2295)	
Main chronic condition, <i>n</i> (%)			
Diabetes	1486 (45.0)	1060 (46.2)	2546 (45.5)
COPD	1009 (30.5)	625 (27.2)	1634 (29.2)
IBS	809 (24.5)	610 (26.6)	1419 (25.3)
Gender, <i>n</i> (%)			
Female	1728 (52.4)	1262 (55.1)	2990 (53.5)
Male	1573 (47.7)	1030 (44.9)	2603 (46.5)
Age group (years), <i>n</i> (%)			
< 50	540 (16.4)	431 (18.9)	971 (17.5)
50–64	1039 (31.6)	730 (32.0)	1769 (31.8)
65–74	948 (28.9)	627 (27.5)	1575 (28.3)
≥ 75	757 (23.1)	492 (21.6)	1249 (22.5)
Number of chronic conditions, <i>n</i> (%)			
None or one	909 (27.5)	628 (27.4)	1537 (27.5)
Two	999 (30.3)	709 (30.9)	1708 (30.5)
Three	780 (23.6)	532 (23.2)	1312 (23.4)
Four or more	615 (18.6)	426 (18.6)	1041 (18.6)
Accommodation, <i>n</i> (%)			
Owner–occupier	2164 (66.2)	1498 (66.2)	3662 (66.2)
Renting	1106 (33.8)	765 (33.8)	1871 (33.8)
Education, <i>n</i> (%)			
No qualifications	1044 (31.6)	699 (30.5)	1743 (31.1)
School-level qualifications	362 (11.0)	250 (11.0)	612 (10.9)
Professional or vocational	949 (28.7)	649 (28.3)	1598 (28.5)
Bachelor's degree or higher	198 (6.0)	157 (6.84)	355 (6.3)
Missing	751 (22.7)	540 (23.5)	1291 (23.1)
IMD, mean ± SD	30.7 ± 20.0	28.9 ± 18.1	30.0 ± 19.3
GP visits in prior 6 months, <i>n</i> (%)			
None	407 (12.9)	265 (12.1)	672 (12.6)
1 or 2	1215 (38.4)	881 (40.3)	2096 (39.2)
3 or 4	808 (25.5)	545 (24.9)	1353 (25.3)
5 or 6	448 (14.2)	264 (12.1)	712 (13.3)
≥ 7	287 (9.1)	233 (10.7)	520 (9.7)
Ethnicity, <i>n</i> (%)			
White	3167 (96.4)	2207 (97.0)	5374 (96.7)
Not white	117 (3.6)	69 (3.0)	186 (3.4)

TABLE 1 Baseline characteristics of participants (*continued*)

Characteristic	Trial arm		
	Usual care (<i>N</i> = 3304)	WISE model (<i>N</i> = 2295)	Total (<i>N</i> = 5599)
Shared decision-making, mean \pm SD	76.7 \pm 24.0	75.7 \pm 24.4	76.3 \pm 24.1
Self-efficacy score, mean \pm SD	71.1 \pm 23.0	70.5 \pm 23.5	70.8 \pm 23.2
HRQoL, mean \pm SD	0.6 \pm 0.3	0.6 \pm 0.3	0.6 \pm 0.3
General health, mean \pm SD	41.4 \pm 23.7	41.2 \pm 24.2	41.3 \pm 23.9
Practice variables			
Number of practices	22	19	41
Practice list size, mean \pm SD	4528 \pm 2591	4003 \pm 2211	4285 \pm 2407
Practice IMD, mean \pm SD	37.9 \pm 21.9	40.6 \pm 19.6	39.1 \pm 20.6
Contract type, <i>n</i> (%)			
General medical services	14 (63.6)	11 (57.9)	25 (61.0)
Personal medical services	8 (36.4)	8 (42.1)	16 (39.0)

SD, standard deviation.

The two trial arms were well balanced on all variables at the patient level, although practices in the intervention group were, on average, slightly smaller (mean list size of *n* = 4003 patients compared with *n* = 4528).

Engagement with training

Practice staff attendance rates at the training sessions were generally high: 90% of eligible staff attended session 1 (*n* = 179) and 82% (*n* = 85) attended session 2. Training was rated positively (mean score of > 2.5 on a 5-point scale) by 76% of session 1 participants and by 89% of session 2 participants.

Implementation of training

This is detailed in *Chapter 6*.

Implementation of step-up therapies

Generally, implementation was limited. In total, 94 referrals were received for step-up therapies, 36 referrals for CBT and 58 referrals for hypnotherapy.

Analysis

With one exception, no statistically significant differences were found between patients attending WISE-trained practices and those attending control practices on any primary or secondary outcome (*Table 2*). The exception was shared decision-making at the 6-month follow-up ($p = 0.05$), and the difference favoured the control group.

TABLE 2 Summary of analyses of covariance

Outcome ^a	Trial arm, unadjusted analyses (mean ± SD; n)		Adjusted mean difference (95% CI) ^b	Effect size (95% CI) ^c	p-value	p-value for interaction with condition group ^d
	Usual care	WISE model				
Primary outcomes						
Shared decision-making	69.1 ± 26.3; 2379	67.7 ± 27.7; 1626	-0.47 (-2.55 to 1.61)	-0.02 (-0.11 to 0.07)	0.657	0.696
Self-efficacy score	71.2 ± 22.5; 2394	70.4 ± 22.8; 1611	-0.35 (-1.42 to 0.71)	-0.02 (-0.06 to 0.03)	0.519	0.205
HRQoL	0.6 ± 0.3; 2382	0.6 ± 0.3; 1609	-0.00 (-0.02 to 0.01)	-0.01 (-0.05 to 0.04)	0.724	0.305
Secondary outcomes						
General health	41.7 ± 24.8; 2413	42.2 ± 25.8; 1643	0.28 (-1.37 to 0.82)	0.01 (-0.03 to 0.06)	0.621	0.884
Social/role limitations	63.3 ± 31.1; 2408	62.8 ± 32.3; 1638	-0.49 (-1.95 to 0.96)	-0.02 (-0.06 to 0.03)	0.505 ^e	0.436 ^e
Energy/vitality	46.8 ± 20.9; 2411	46.2 ± 21.8; 1638	-0.42 (-1.53 to 0.69)	-0.02 (-0.07 to 0.03)	0.456	0.332
Self-care activity	42.4 ± 14.6; 2382	42.5 ± 14.9; 1613	0.01 (-0.95 to 0.97)	0.00 (-0.06 to 0.07)	0.977	0.960
Psychological well-being	64.7 ± 21.9; 2412	64.7 ± 22.2; 1640	0.49 (-0.75 to 1.73)	0.02 (-0.03 to 0.08)	0.436	0.303
Enablement	78.6 ± 28.8; 2365	80.7 ± 28.3; 1624	0.85 (-1.36 to 3.06)	0.03 (-0.05 to 0.11)	0.450 ^e	0.948 ^e
Shared decision-making (6 months)	70.3 ± 26.1; 2658	68.3 ± 27.3; 1818	-1.77 (-3.53 to 0.0)	-0.07 (-0.15 to 0.0)	0.050 ^f	0.065 ^g
Self-efficacy (6 months)	71.1 ± 22.5; 2659	70.4 ± 23.1; 1816	-0.70 (-1.69 to 0.29)	-0.03 (-0.07 to 0.01)	0.168	0.316
HRQoL (6 months)	0.6 ± 0.3; 2646	0.6 ± 0.3; 1803	0.00 (-0.01 to 0.01)	0.00 (-0.04 to 0.05)	0.862	0.824
Self-care activity (6 months)	42.5 ± 14.6; 2645	42.7 ± 15.0; 1813	0.03 (-0.88 to 0.93)	0.00 (-0.06 to 0.06)	0.955	0.776

SD, standard deviation.

a Outcome at 12 months unless otherwise stated.

b Difference in group means after adjustment for model factors and covariates.

c Adjusted group difference divided by the within-practice SD.

d p-value for test of whether or not the intervention effect varies by disease condition group (intervention by condition group interaction).

e p-value based on boot-strapped variance estimates.

f Non-significant ($p = 0.1$) in analysis of sensitivity to exposure.

g Significant in analysis of sensitivity to covariates ($p = 0.04$) and sensitivity to exposure ($p = 0.018$).

All effect size estimates were very small with narrow 95% CIs and well below the minimally important difference of 0.2 that the trial was powered to detect (Figure 5). The lack of effect applied equally to the intermediate outcomes of shared decision-making, self-efficacy, enablement and self-care activity – which might reasonably be expected to be most directly affected by increased support for self-management – as it did to health-related outcomes. Furthermore, none of the interactions between intervention group and condition group was significant; therefore, we conducted no condition-specific analyses in accordance with the analytic plan. Sensitivity analyses provided no evidence that the results were substantively influenced by model assumptions.

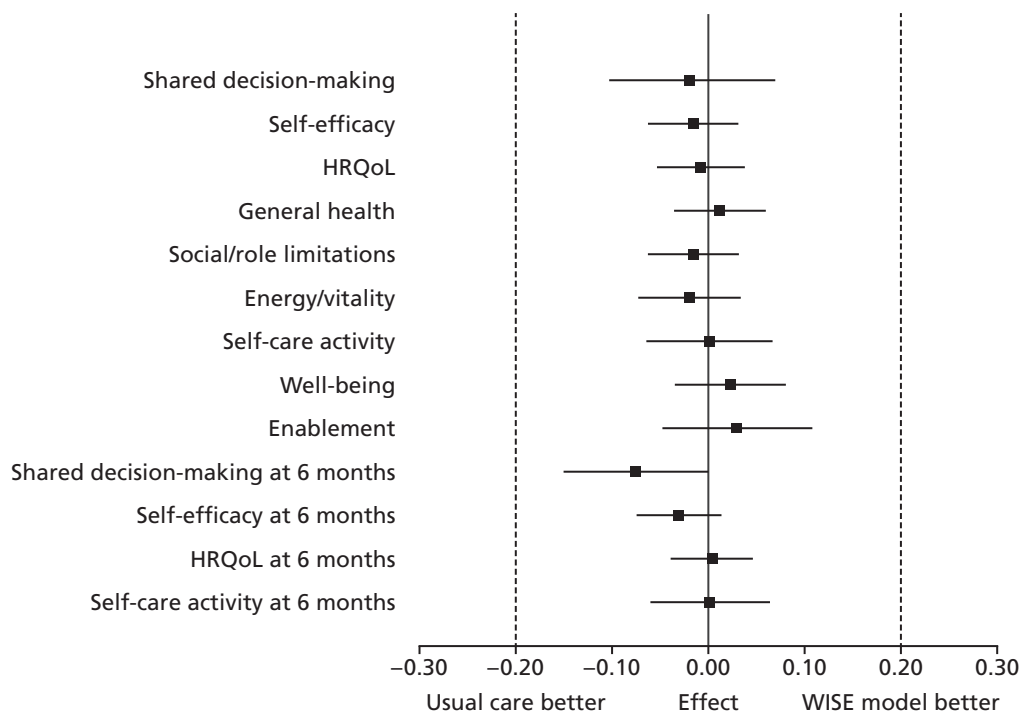


FIGURE 5 Forest plot of standardised effect sizes (vertical bars indicate minimally important differences).

We repeated the analysis for the IBS sample of 1419 patients, of whom 1119 (79%) completed 6-month follow-up and 1004 (71%) completed 12-month follow-up. *Table 3* gives the baseline characteristics for the IBS participants. The analysis, again, found no statistically significant differences between groups on any primary or secondary outcome (*Table 4*).

TABLE 3 Baseline characteristics of IBS participants

Characteristic	Trial arm		
	Usual care (N = 809)	WISE model (N = 610)	Total (N = 1419)
Gender, n (%)			
Female	626 (77.4)	478 (78.5)	1104 (77.9)
Male	183 (22.6)	131 (21.5)	314 (22.1)
Age group (years), n (%)			
< 50	333 (41.2)	295 (48.6)	628 (44.4)
50–64	264 (32.7)	195 (32.1)	459 (32.4)
65–74 years	130 (16.1)	81 (13.3)	211 (14.9)
≥ 75	81 (10.0)	36 (5.9)	117 (8.3)
Number of chronic conditions, n (%)			
None or one	323 (39.9)	251 (41.2)	574 (40.5)
Two	237 (29.3)	198 (32.5)	435 (30.7)
Three	164 (20.3)	93 (15.3)	257 (18.1)
Four or more	85 (10.5)	68 (11.2)	153 (10.8)

continued

TABLE 3 Baseline characteristics of IBS participants (continued)

Characteristic	Trial arm		Total (N = 1419)
	Usual care (N = 809)	WISE model (N = 610)	
Accommodation, n (%)			
Owner-occupier	561 (69.6)	456 (75.9)	1017 (72.3)
Renting	245 (30.4)	145 (24.1)	390 (27.7)
Education, n (%)			
No qualifications	142 (17.6)	99 (16.2)	241 (17.0)
School-level qualifications	115 (14.2)	99 (16.2)	214 (15.1)
Professional or vocational	276 (34.1)	208 (34.1)	484 (34.1)
Bachelor's degree or higher	86 (10.6)	65 (10.7)	151 (10.6)
Missing	190 (23.5)	139 (22.8)	329 (23.2)
IMD, mean \pm SD	27.7 \pm 19.2	25.3 \pm 16.1	26.7 \pm 17.9
GP visits in prior 6 months, n (%)			
None	91 (11.7)	81 (13.8)	172 (12.6)
1 or 2	303 (38.9)	237 (40.4)	540 (39.6)
3 or 4	217 (27.9)	134 (22.9)	351 (25.7)
5 or 6	98 (12.6)	77 (13.1)	175 (12.8)
≥ 7	70 (9.0)	57 (9.7)	127 (9.3)
Ethnicity, n (%)			
White	776 (96.4)	593 (97.9)	1369 (97.0)
Not white	29 (3.6)	13 (2.2)	42 (3.0)
Shared decision-making, mean \pm SD	71.9 \pm 25.9	71.9 \pm 24.6	71.9 \pm 25.3
Self-efficacy score, mean \pm SD	70.2 \pm 22.8	70.8 \pm 22.3	70.4 \pm 22.6
HRQoL, mean \pm SD	0.7 \pm 0.3	0.7 \pm 0.3	0.7 \pm 0.3
General health, mean \pm SD	3.0 \pm 1.0	3.0 \pm 0.9	3.0 \pm 1.0
Practice variables			
Number of practices	21	19	40
Practice list size, mean \pm SD	4654 \pm 2586	4003 \pm 2211	4345 \pm 2407
Practice IMD, mean \pm SD	36.1 \pm 20.7	40.6 \pm 19.6	38.2 \pm 20.1
Contract type, n (%)			
General medical services	14 (66.7)	11 (57.9)	25 (62.5)
Personal medical services	7 (33.3)	8 (42.1)	15 (37.5)

TABLE 4 Summary of analyses of covariance, IBS participants only

Outcome ^a	Trial arm, unadjusted analyses (mean \pm SD; <i>n</i>)		Adjusted mean difference (95% CI) ^b	Effect size (95% CI) ^c	<i>p</i> -value
	Usual care	WISE model			
Primary outcomes					
Shared decision-making	66.0 \pm 27.7; 560	64.5 \pm 27.7; 431	0.60 (-3.17 to 4.38)	0.03 (-0.13 to 0.19)	0.755
Self-efficacy score	70.6 \pm 20.9; 563	71.9 \pm 21.0; 420	0.96 (-0.88 to 2.80)	0.04 (-0.04 to 0.12)	0.305
HRQoL	0.7 \pm 0.3; 564	0.7 \pm 0.3; 423	0.01 (-0.02 to 0.04)	0.03 (-0.06 to 0.12)	0.521
Secondary outcomes					
IBS-specific quality of life	80.3 \pm 22.4; 536	81.8 \pm 21.9; 403	2.07 (-0.46 to 4.59)	0.07 (-0.02 to 0.16)	0.109 ^d
General health	3.0 \pm 1.0; 570	3.0 \pm 1.0; 432	0.02 (-0.06 to 0.11)	0.02 (-0.06 to 0.11)	0.588
Social/role limitations	68.1 \pm 29.6; 569	69.2 \pm 29.7; 428	1.14 (-1.76 to 4.04)	0.04 (-0.06 to 0.13)	0.441 ^d
Energy/vitality	47.6 \pm 20.0; 568	47.3 \pm 21.5; 431	0.40 (-1.73 to 2.53)	0.02 (-0.08 to 0.12)	0.714
Self-care activity	42.4 \pm 15.8; 558	42.1 \pm 16.1; 423	0.02 (-1.97 to 2.02)	0.00 (-0.13 to 0.14)	0.983
Psychological well-being	61.1 \pm 22.4; 569	61.3 \pm 22.0; 432	1.21 (-1.22 to 3.65)	0.06 (-0.06 to 0.17)	0.329
Enablement	81.0 \pm 28.2; 556	82.8 \pm 26.4; 426	1.06 (-2.23 to 4.36)	0.04 (-0.08 to 0.15)	0.528 ^d
IBS-specific quality of life (6 months)	80.7 \pm 22.4; 598	82.3 \pm 22.5; 454	1.66 (-0.61 to 3.93)	0.06 (-0.02 to 0.14)	0.151 ^d
HRQoL (6 months)	0.7 \pm 0.3; 626	0.7 \pm 0.3; 476	0.00 (-0.03 to 0.02)	-0.01 (-0.08 to 0.07)	0.871
Shared decision-making (6 months)	68.3 \pm 26.4; 634	64.5 \pm 27.4; 479	-2.87 (-5.81 to 0.06)	-0.12 (-0.25 to 0.00)	0.055 ^e
Self-efficacy (6 months)	72.4 \pm 20.6; 627	70.8 \pm 22.2; 477	-1.89 (-3.66 to -0.12)	-0.08 (-0.16 to -0.01)	0.036 ^f
Self-care activity (6 months)	42.4 \pm 15.8; 624	41.7 \pm 16.1; 478	-0.37 (-2.25 to 1.50)	-0.03 (-0.15 to 0.10)	0.697

SD, standard deviation.

a Outcome at 12 months unless otherwise stated.

b Difference in group means after adjustment for model factors and covariates.

c Adjusted group difference divided by the within-practice SD.

d *p*-value based on boot-strapped variance estimates.e Significant in analysis of sensitivity to covariates (*p* = 0.034) and sensitivity to exposure (*p* = 0.042).f Non-significant (*p* = 0.11) in analysis of sensitivity to exposure.

Discussion

This chapter reports one of the largest trials of self-management support in primary care. The WISE model had no significant effects on patient outcomes or on service use. This chapter focuses on trial results, but a separate process evaluation will explore barriers to implementation (see *Chapter 6*).

Strengths of the study included a very large practice and patient sample size, an intervention based on previous published trials and delivered at an intensity feasible in primary care. A patient recruitment rate of 43% is relatively high for a community-based trial in UK primary care and we achieved excellent levels of follow-up. We also achieved high levels of practice participation. Although it might be argued that effects may have been demonstrated in different long-term conditions or outcomes, our inclusion of a range of conditions and our comprehensive outcome assessment gives us confidence that the lack of effect is robust.

The key threat to trial validity is recruitment bias, which occurs when professionals recruit differently depending on the trial arm to which they are allocated.⁶¹ We intended to recruit patients prior to allocation, but this proved logistically impracticable. Recruitment was via electronic health records rather than professional invitation, but practitioners could exclude patients after identification.⁶²

A common complaint in health services research is that effective interventions are often not feasible, and feasible interventions are often not effective. Many published self-management trials are conducted in atypical contexts with selected, volunteer samples. Our study took proven components of self-management support and tested whether or not we could implement these as a comprehensive package in routine primary care practice using existing educational structures and applied to an entire local health economy. We sought to sensitise our intervention to the particular nature of primary care, providing a structure and tools to allow practitioners to introduce self-management support into time-limited consultations, to enhance partnerships with patients, and to encourage behaviour change.

The local context included indicators of institutional commitment from the host organisation. This was reflected in the relatively high level of practice engagement. Data from practice staff (see *Chapter 6*) suggest that training facilitation was successful in parts, with relatively high levels of attendance and acceptability. Limited time was available for training. However, time provided for training was based on our pilot studies and negotiations with practices, and was judged the maximum acceptable to clinical staff, given time demands and the high costs of providing staff cover. Staff self-report data suggest that implementation was variable. We allowed practices flexibility in how they implemented self-management support at the practice level and flexibility can lead to attenuated outcomes. Although a more standardised approach may have enhanced effectiveness, this may have equally jeopardised recruitment and engagement.

In addition, despite our best efforts and the full support of the PCT, no practice was prepared to free up further staff time for reinforcement sessions or fuller engagement of the 'WISE champions,' and only one practice allowed access for fidelity checks.

A fuller discussion of the results of the RCT will be presented following the economic analyses and the results of the process evaluation.

Chapter 5 Health economic analysis

In this chapter we assess the cost-effectiveness of the WISE approach to provide useful information for decision-makers. The Consolidated Health Economic Evaluation Reporting Standards (CHEERS) checklist is provided in *Appendix 3*.

Methods

Design

The trial was a two-arm, practice-level cluster RCT evaluating outcomes and costs associated with adoption of the WISE approach in primary care to manage three conditions. The intervention and comparator have been described in *Chapter 3*, as has the trial design.

Decision problem

To assess the cost-effectiveness of the WISE model in the management of long-term conditions, compared with routine primary care services, and to assess the cost-effectiveness of the model in IBS separately.

Parameter estimates

The following parameter estimates were generated as part of the RCT.

Health-related quality of life

Health-related quality of life was measured in the trial using quality-adjusted life-years (QALYs). QALYs were generated as the product of the health state of each individual and the time spent in that state. The health state of each individual in the study was assessed at entry to the trial (baseline), and at 6- and 12-month follow-up using the EQ-5D descriptive system.

Quality-adjusted life-years were estimated using the area under the curve approach,⁶³ with linear interpolation between EQ-5D scores at each follow-up point. The QALY estimates are presented adjusted for baseline EQ-5D score,⁶⁴ but also without the adjustment.

Resource use and unit costs

At each follow-up (6 and 12 months post randomisation), patients were asked to recall their use in the last 6 months of hospital services (including inpatient stays and outpatient attendances), visits to GP surgery (GP or practice nurse), home visits (from GP, physiotherapist, or occupational therapist) and other health/social sector resource use.

The unit costs of health services, for example the cost of a visit to a GP, were estimated using the published literature and are presented in *Table 5*. The unit costs were then applied to the appropriate resource use item.

Missing data

All data were available at baseline. There were missing data when follow-up questionnaires were incomplete or patients missed one or more follow-up interviews. In the main analysis missing data were imputed by multiple imputation. Complete-case analysis was conducted as a sensitivity analysis to assess the robustness of results to imputation assumptions.

Where data were missing, the relevant item (e.g. EQ-5D index and/or health-care costs) was imputed by multiple imputation with the Stata v11 program. The 'mi impute chained (pmm)' command was employed to generate values for missing data at each follow-up using a predictive mean matching method. Multiple imputation generates several (in this instance, five) data sets rather than a single imputed data set. Each data set contains different imputed values and analysis is then conducted on each of the imputed data

TABLE 5 Unit costs of health-care services

Description	Mean (£)	Source
Cost per elective bed-day	341.00	<i>Unit Costs of Health and Social Care 2010/11</i> ^{65,66}
Outpatient attendance	105.00	<i>Unit Costs of Health and Social Care 2010/11</i> ^{65,66}
A&E	119.00	<i>Unit Costs of Health and Social Care 2010/11</i> ^{65,66}
Physiotherapist	47.00	<i>Unit Costs of Health and Social Care 2010/11</i> ^{65,66}
Occupational therapist	74.00	<i>Unit Costs of Health and Social Care 2010/11</i> ^{65,66}
District nurse	38.00	<i>Unit Costs of Health and Social Care 2010/11</i> ^{65,66}
GP	25.00	<i>Unit Costs of Health and Social Care 2010/11</i> ^{65,66}
Practice nurse	11.00	<i>Unit Costs of Health and Social Care 2010/11</i> ^{65,66}
GP home visit	82.00	<i>Unit Costs of Health and Social Care 2010/11</i> ^{65,66}
Nurse specialist (community)	44.00	<i>Unit Costs of Health and Social Care 2010/11</i> ^{65,66}
NHS Direct	25.00	<i>Unit Costs of Health and Social Care 2010/11</i> ^{65,66}
NHS walk-in centre	99.00	Salford Royal NHS Foundation Trust
Home help	9.00	<i>Unit Costs of Health and Social Care 2010/11</i> ^{65,66}
Meals on Wheels	3.50	Variable
Respite care	500.00	PSSRU 1998 ⁶⁷ (inflated to 2010/11)
Counsellor	60.00	<i>Unit Costs of Health and Social Care 2010/11</i> ^{65,66}
Other	9.00	<i>Unit Costs of Health and Social Care 2010/11</i> ^{65,66}

A&E, accident and emergency; PSSRU, Personal Social Services Research Unit.

sets. The multiple analyses are then combined to yield a single set of results. The major advantage of multiple imputation over single imputation is that it produces standard errors that reflect the degree of uncertainty as a result of the imputation of missing values. In general, multiple imputation techniques require that missing observations are missing at random. This means that, given the observed data, the reason for the observation being missing does not depend on the unobserved data. So, for example, a missing HRQoL observation might be predicted by previous HRQoL, but does not depend on current HRQoL.

EuroQol-5 Dimensions index scores were imputed rather than missing responses to individual EQ-5D domains. Thus, an individual who responded to three of the five EQ-5D domains would have an index score imputed that would reflect their age, gender and other characteristics, but not their responses to the non-missing EQ-5D domains. However, EQ-5D index scores from other time periods were included in the predictive mean matching imputation.

Similarly, because of the complexity of imputing missing resource use by each item, costs were aggregated to levels of primary care, secondary care and community care. Missing data were then imputed at these levels (i.e. primary care costs, secondary care costs or community care costs).

Sensitivity analyses were carried out by excluding patients with missing data. Although complete case can be a useful sensitivity analysis, only a small proportion of individuals completed every question at every follow-up. Therefore, available case data are presented as a sensitivity analysis. The difference between groups was then assessed on this subset of available data.

Cost-effectiveness analysis

A NHS and Personal Social Services perspective was considered. All costs and outcomes fell within a 12-month period and, therefore, discounting was not conducted. The analysis presented is a 'within-trial' analysis. Thus, only costs and effects observed within the period of the trial were analysed and presented. Where any substantial differences were demonstrated between groups, we intended to investigate the consequences of extending the period of analysis to a longer, more appropriate time horizon.

The mean cost and mean QALYs per patient were calculated for both groups over the period of the trial. The difference in mean costs and mean effects between groups was estimated, and incremental cost-effectiveness ratios (ICERs) were calculated where appropriate. Currently, NHS treatments in England are considered cost-effective by the National Institute for Health and Care Excellence (NICE) if the ICER is < £20,000 per QALY. For interventions that are associated with an ICER between £20,000 and £30,000 per QALY gained, there needs to be evidence that the intervention is innovative and/or that HRQoL is not captured adequately and/or that there is considerable uncertainty around the ICER. As the ICER goes above £30,000 per QALY gained, this evidence needs to be stronger.

Cost-effectiveness analysis is conducted under uncertainty. Uncertainty around the adoption decision is presented graphically using cost-effectiveness acceptability curves.^{68,69} Uncertainty in the choice of analysis (e.g. the form of imputation) is addressed using sensitivity analysis.

Results

The results are presented initially for the three conditions combined. The subsequent analysis considers the cost-effectiveness of the WISE model in individuals whose primary condition was IBS only.

The unit costs of the health-related resource use in the trial are presented in *Table 5*.

The resource use for each item recorded is presented, by trial group, in *Table 6*. These figures are based on the available cases and will therefore differ from those presented in later tables, which are based on imputed values.

Table 6 shows that there are few substantial and/or statistically significant differences in resource use between the two trial groups. Although the analysis above describes available cases, these results are completely consistent with the complete-case analysis.

Health-related quality of life

Table 7 shows the percentage of each patient group in each EQ-5D domain by follow-up for those who completed the EQ-5D at the relevant follow-up time point. An examination of the table indicates that there was very little movement between dimensions for either the WISE model or the usual-care group over the 12-month period.

Imputation of missing data

There were a considerable number of missing resource use data at each follow-up point, although the response rate was > 70% for each resource use variable and > 80% for inpatient stays at 6 months. Thus, the analysis based on multiple imputation is considered as the primary analysis, with the available and complete cases conducted as secondary/sensitivity analyses.

TABLE 6 Available case^a resource use

Resource use	Trial arm, mean resource use		Difference in mean (95% CI)
	WISE model	Usual care	
Length of stay	1.589	1.322	0.268 (–0.343 to 0.879)
Outpatient attendances	2.912	2.887	0.024 (–0.366 to 0.415)
A&E attendances	0.298	0.290	0.009 (–0.050 to 0.068)
GP surgery visits	4.429	4.505	–0.077 (–0.371 to 0.218)
GP home visits	0.155	0.227	–0.072 (–0.009 to –0.135)
GP other	0.208	0.280	–0.072 (–0.157 to 0.012)
Practice nurse visits	2.783	2.893	–0.110 (–0.307 to 0.086)
Community nurse visits	1.141	0.615	0.525 (0.129 to 0.922)
OT visits	0.136	0.081	0.055 (–0.057 to 0.166)
Home care worker	1.156	2.290	–1.133 (–4.405 to 2.139)
Meals on Wheels	0.028	0.181	–0.153 (–0.402 to 0.095)
Physiotherapist	0.104	0.090	0.014 (–0.041 to 0.070)
NHS Direct	0.172	0.136	0.036 (–0.030 to 0.101)
Walk-in centre	0.534	0.357	0.178 (0.034 to 0.321)
Respite care	0.077	0.039	0.038 (–0.031 to 0.107)
Counsellor	0.252	0.281	–0.029 (–0.156 to 0.098)
Other	0.865	0.528	0.337 (0.045 to 0.630)

A&E, accident and emergency; OT, occupational therapist.

a Available cases are those that provided data for that variable at each follow-up, for example if visits to the GP at 6 months and 12 months were both recorded, then the total number of GP visits over the duration of trial has been calculated for that individual.

TABLE 7 Percentage of patients in each EQ-5D dimension by group at baseline and each follow-up

Intervention and EQ-5D dimension	Time point, % of patients in health state at								
	Baseline			6 months			12 months		
	1	2	3	1	2	3	1	2	3
WISE model									
Mobility	47.2	52.3	0.4	46.6	53.1	0.2	46.9	52.6	0.5
Self-care	76.9	22.1	1.1	76.1	22.9	1.1	76.8	22.3	1.0
Usual activities	46.1	46.3	7.6	46.9	46.5	6.7	46.4	46.9	6.7
Pain/discomfort	28.8	56.3	15.0	27.2	59.0	13.9	28.4	56.9	14.7
Anxiety/depression	55.0	39.2	5.8	54.0	39.8	6.1	54.7	38.8	6.5
Usual care									
Mobility	45.0	54.8	0.2	43.8	55.9	0.3	44.7	55.0	0.3
Self-care	77.7	21.6	0.7	76.9	22.2	0.9	78.3	20.7	1.0
Usual activities	44.8	48.8	6.4	44.9	48.8	6.3	45.6	47.6	6.8
Pain/discomfort	27.5	59.6	12.9	26.9	59.9	13.3	28.0	59.2	12.8
Anxiety/depression	56.3	37.9	5.7	54.9	39.6	5.5	55.8	38.7	5.5

Cost-effectiveness

The mean QALYs for both the WISE model and usual care group are presented in *Table 8*, together with the CIs around the difference. Unadjusted QALY differences are presented, followed by the adjustment for EQ-5D baseline score, as recommended in the literature.⁶⁴ Whether the adjusted or unadjusted analysis is considered, the QALY differences are not substantial. The change in direction of effect that occurs after allowing for baseline differences in EQ-5D score is attributable to the small absolute difference in effectiveness. The mean costs by group are presented in *Table 9* and are based on the imputed data.

The difference in cost between the two trial arms is, again, insubstantial. Combining the difference in costs and effects generates the ICER. This statistic is presented in *Table 10* with and without adjustment for baseline EQ-5D scores (although the latter is the preferred statistic).

There is a considerable amount of uncertainty around the adoption decision, driven by uncertainty in whether the intervention is less or more effective, and less or more costly. This is reflected in the cost-effectiveness acceptability curve (*Figure 6*), which shows that, at commonly used threshold values of a QALY, we are unsure whether or not the intervention is cost-effective. For example, at a cost-effectiveness threshold of £20,000, there is approximately 30% chance that the WISE model is cost-effective, whereas at £30,000 this rises to almost 50%. The ICER of around £33,000 would not be considered cost-effective at commonly used thresholds. Therefore, the choice of analysis does not affect the adoption decision and the WISE model would not be implemented based on these data.

TABLE 8 Unadjusted and adjusted mean QALYs per patient over the 12-month period

Group	Mean QALY	Difference (95% CI)	Difference allowing for baseline characteristics (95% CI)
WISE model	0.6871	-0.0029 (-0.0176 to 0.0117)	0.0044 (-0.0052 to 0.01385)
Usual care	0.6900		

TABLE 9 Total costs per patient over the 12-month period

Group	Mean total cost (£)	Difference in mean total cost (£) (95% CI)
WISE model	1264	144 (-99 to 387)
Usual care	1120	

TABLE 10 Incremental cost-effectiveness ratio for the WISE model with and without adjustment for baseline EQ-5D scores

Cost difference (£) (95% CI)	QALY		ICER (£)	
	Difference (95% CI)	Difference allowing for baseline characteristics (95% CI)	Unadjusted QALY	Adjusted QALY
144 (-98.9 to 386.7)	-0.0029 (-0.0176 to 0.0117)	0.0044 (-0.0052 to 0.01385)	Dominated	32,695 per QALY

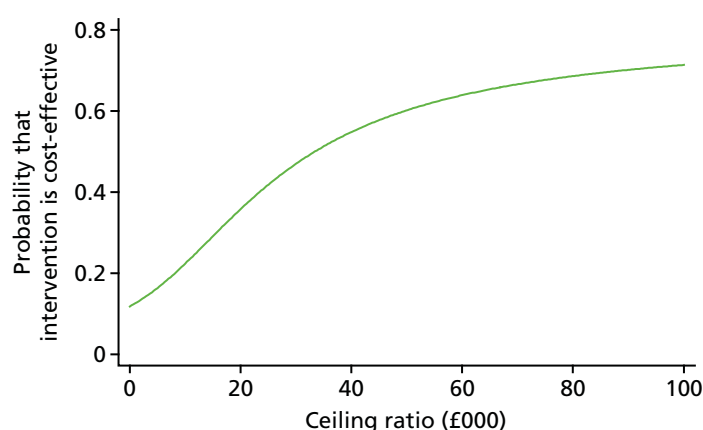


FIGURE 6 Cost-effectiveness acceptability curve, controlling for baseline utility.

Sensitivity analysis

To test the robustness of the multiple imputation assumption, costs and effects were estimated for the groups based on the responses received at each follow-up and including the adjustments for zero values described earlier. The results are very similar in magnitude, and direction, for all estimates, thereby adding weight to the conclusion that the WISE model has little impact on either costs or effects on these patient groups (Table 11).

Subgroup analysis of irritable bowel syndrome patients

Costs

Based on imputed data for those individuals whose primary condition was IBS, the WISE model was associated with an increased cost of £387 per patient over the duration of the trial. Although this may appear substantial, it would not be considered statistically significant, with a 95% CI of –£133 to £907.

Health-related quality of life

Again, based on imputed data for IBS patients, the WISE model was associated with a small increase in HRQoL. This difference of 0.0015 QALYs is not statistically significant (95% CI –0.0163 to 0.0193 QALYs).

Cost-effectiveness

In the IBS population, the WISE model was associated with small increases in HRQoL observed together with some increases in cost. Thus, it is appropriate to generate an ICER. With an ICER of > £260,000 per QALY for IBS patients, the WISE model would not be considered cost-effective at commonly considered thresholds.

TABLE 11 Available case analysis

Cost difference (£) (95% CI)	QALY		ICER (£)	
	Difference (95% CI)	Difference allowing for baseline characteristics (95% CI)	Unadjusted QALY	Adjusted QALY
172 (–27.5 to 372.1)	–0.0025 (–0.0175 to 0.0125)	0.0050 (–0.0046 to 0.01499)	Dominated	34,400 per QALY

Comparison with other conditions in trial

The three conditions combined yielded a very small improvement in QALYs at an increased cost. The analysis of IBS patients generates very similar results, suggesting that the conclusion that the WISE model has little impact on costs or QALYs over the duration of the trial in any of the conditions considered.

Discussion

The WISE model had little impact on either costs or effects within the time period of the trial. In addition, there is no evidence to suggest that there were any longer-term implications that may not have been captured within the time period of the trial. The results were robust to alternative assumptions about missing data and did not differ between conditions included in the trial. The results of the cost-effectiveness analysis are therefore consistent with the results of the effectiveness analyses.

The strengths of this study are clearly that it is a large RCT so that any demonstration of a treatment effect on costs or outcomes is likely to be reliable. The variety of sensitivity analyses performed also suggests that this result is robust.

A potential weakness of the economic analysis is the time horizon. This assumes that there are no differences between groups after the end of the trial. However, given the lack of movement within EQ-5D dimensions (and single index scores) over the trial period, it is considered a justifiable assumption. Similarly, the trajectory of the EQ-5D scores between follow-up periods is unknown. We have assumed a linear interpolation in the absence of evidence to the contrary. It is feasible that if EQ-5D scores were collected more frequently, differences may have been observed. However, again because of the lack of movement in individuals across dimensions, this is considered unlikely.

Chapter 6 Process evaluation

Sections of this chapter have been reproduced from Kennedy *et al.*⁷⁰ Copyright © 2013 The Authors. Published by Elsevier Ltd.

Primary care potentially provides ready access and continuity of care for patients and, therefore, an appropriate location for guideline-based disease management programmes for patients and, more recently, as a key provider of self-management support.¹⁴ In UK primary care, long-term condition management operates through an increasingly biomedical framework, partly as a result of the QOF, a system of payment to practices for activities done and outcomes achieved.

The organisation of care for people with long-term conditions is in transition and self-management support policies are seen as important to enhance peoples' self-management capabilities and thus improve health outcomes and reduce the fiscal burden on health-care systems.⁷¹

There are gaps in our knowledge about the implementation of a 'whole-systems' approach. A significant degree of complexity was anticipated given the need to incorporate different elements of a relatively 'open' system of primary care (compared with secondary care). Thus, there is a need to capture this complexity in understanding how a comprehensive approach to self-management reconfigures existing relationships, communication and practices and how (and if) the principles of a whole-systems patient-centred approach to self-management can become embedded and integrated into routine practice.⁷² The latter is particularly salient in a context where the labour of primary care professionals has ostensibly become more biomedical and bureaucratic as a result of the pressures and demands of governance arrangements linked to QOF and pay for performance,³⁴ but at a time when the empowerment and engagement of patients in their own care is also being advocated.

All primary care health professionals are relevant to the implementation of self-management. The role of the practice nurses in long-term condition management grew as a result of the delegation of work associated with QOF.⁷³ For nurses, two aspects of self-management have been identified as being particularly relevant: using education, techniques and tools to help patients improve their self-management abilities; and a more demanding requirement to transform the patient-caregiver relationship into a collaborative partnership.⁷⁴⁻⁷⁶

Process evaluation

A process evaluation was designed to complement the RCT (see *Chapter 4*). Recent MRC guidance defined process evaluation as:

A study which aims to understand the functioning of an intervention, by examining implementation, mechanisms of impact, and contextual factors. Process evaluation is complementary to, but not a substitute for, high quality outcomes evaluation.

*Moore et al.*⁶⁰ Copyright © 2015, British Medical Journal Publishing Group

The success (or failure) of interventions is predicated on the potential for embedding new interventions within normal 'everyday' practices. In this context, normalisation process theory (NPT)⁷⁷ has utility as a conceptual framework for understanding the incorporation or rejection of the WISE model from a patient and professional perspective.

Process evaluation question

What are the barriers and facilitators that affect the implementation of the WISE model at patient, clinical and organisational levels?

Normalisation process theory provides the conceptual framework for the process evaluation. NPT is designed for the study of implementation processes – to explain how new technologies, ways of acting and working become routinely embedded in everyday practice. Thus, NPT is well orientated to describe and explain the way in which the new practices associated with the WISE model are operationalised in health care. In order to understand the embedding of a practice we must look at what people actually do and how they work.

The theory is concerned with three core problems:

1. implementation – the social organisation of bringing a practice or practices into action
2. embedding – the processes through which practices do or fail to become routinely incorporated in everyday work
3. integration – in which we mean the processes by which a practice or practices are reproduced and sustained among the social matrices of an organisation or institution.

According to NPT, practices become routinely embedded – or normalised – in social contexts as the result of people working, individually and collectively, to enact them. The work of enacting a practice is promoted or inhibited through the operation of generative mechanisms (coherence, cognitive participation, collective action, reflexive monitoring) through which human agency is expressed.

Implementation was explored at three levels: (1) organisational (PCT), (2) practice and professionals and (3) patients.

At the organisational level, the process evaluation investigated how far the knowledge of the intervention had been diffused, taken up, adapted locally and embedded at the level of the PCT and the consequences of any such diffusion.

At the practice and professional level, the key issues were the implementation of the training in the WISE model provided to practices and the implementation of WISE practices and tools (e.g. the use of PRISMS forms).

At the patient level, the process evaluation explored patient perspectives about existing services, their engagement with those services and attitudes to engagement with the new self-management arrangements.

When the results of a RCT are positive, a process evaluation is needed to identify 'active ingredients', to aid generalisability (or transferability in qualitative research terms) and to facilitate learning and translation into everyday practice. Similarly, when the results of a RCT are negative or inconclusive, evidence is needed to identify reasons for the lack of effect, which may be found in cultural, organisational or behavioural factors.

Methods

A process evaluation was carried out, in parallel to the RCT, using the following methods.

Organisational level

- Organisational context: baseline face-to-face interviews with a purposive sample of relevant members of a practice-based consortium and PCT governance bodies.
- Recruitment of practices: methods to assess this process included contemporaneous researcher notes, e-mails from practices and minutes from meetings.
- Interviews with relevant individuals who were key to the roll-out of the WISE model.

Practice and professional level

- Post-training evaluation questionnaire.
- Collation of documents generated by the training, including patient journey maps created during training; reflections on what the practice does well and on challenges and problems to achieve change; action plans and steps to change identified by the practices; and logos designed by each practice as an ice-breaking task.
- Training notes (written by the trainers after each training session).
- The post-training evaluation questionnaires (distributed to all staff who attended each of the training sessions) were collected immediately after each session ended.
- The survey questionnaires were posted out to the practices.
- At 3–6 months following the training, all trained practices within Salford PCT were invited to take part in interviews and interviews continued until a broad representation of practice types (based on practice size, population served and number of GPs) was reached. Practice staff interviewed included GPs, nursing staff, the practice manager and a member of the administrative staff. Both trainers were interviewed.
- Questionnaire to survey the use of tools was conducted 6 months post training.
- Face-to-face in-depth interviews with practice staff. An interview schedule was used to ask staff about their involvement in supporting patients' self-management of diabetes, COPD and IBS, their impressions of PRISMS and the guidebooks, and attempts to integrate the tools within their daily routines. The interviews were recorded using digital audio equipment. Field notes summarising the interviews and highlighting key issues were written up soon after each interview.

Patient level

- Patient experience of the current service arrangements and the WISE model. Face-to-face in-depth interviews with a purposefully selected sample of patients who took part in the trial and a longitudinal study of patients recruited during the exploratory study and early piloting of the WISE model.⁷⁸
- Thirty patients were selected for interview using maximum variation sampling based on the following factors: condition, length of time diagnosed, number of contacts with the GP, self-efficacy scores, help and support from family, choices ever offered by GP, age and gender. For the longitudinal study, participants were recruited for interview when attending two general practices in Salford. Participants were purposefully sampled to have at least one of three conditions in the RCT. We also sampled to include a range of ages and length of time since diagnosis.
- Analysis: verbatim transcriptions of the audio-recorded interviews were discussed over the course of data collection, enabling an iterative approach to data collection and discussion of emerging codes. The content of the interviews was considered case by case and comparisons drawn across cases to identify similarities and differences in the understanding and values attached to the tools and individuals' attempts to integrate them in everyday practice. The NPT framework allowed a systematic evaluation of the factors influencing the work required to implement and embed the WISE model. Questions relating to each component within each of the four core constructs were generated.

Results

Organisational level

Seven key individuals were interviewed at the start of the roll-out of the WISE model across Salford. These included the PCT chief executive, two senior PCT managers, the NIHR programme grant principal investigator, the NIHR programme grant project manager and the two WISE model trainers (one of whom had a dual role as a PCT self-care development manager). Interviews took place at baseline. However, as a result of the rapidly changing structure of health management systems and the dismantling of the PCT during the period of the study, follow-up interviews were not conducted.

Findings

Set-up of project

- Respondents reported that Salford operates as a health economy with close geographical and local networks. It is a PCT with a strong local identity and a reputation for innovation. These factors were seen to have been key in facilitating PCT 'buy-in' to the WISE project.
- The cost of GPs' time was not included in the budget and so an amount of around £100,000 had to be underwritten by the PCT. This created difficulties because it delayed the start of recruitment of practices and was also a source of anxiety for the project manager.
- Although there was no risk of the PCT withdrawing support, the processes of getting finances authorised was slow, especially as the project coincided with the introduction of a financial recovery scheme to make savings to prepare for anticipated financial stringencies.

Recruitment of general practices

- Respondents reported that estimates of buy-in by practices were overstated and did not take account of variation: some practices were keen and motivated to adopt the WISE model but others less so. The WISE model was not viewed as critical to practice business and did not fit with QOF targets, enhanced service or training, development or appraisal targets.
- This meant that the recruitment process was slower than anticipated, which delayed the start of the training programme.
- Further practices were recruited from Bury to make up numbers caused by the low recruitment of practices. The chief executive of Salford had oversight of Bury PCT during this period, which facilitated their buy-in to the project.
- Some interviewees suggested that, in retrospect, the recruitment process could have been improved by getting more key stakeholders engaged earlier on in the project (e.g. GP cluster leads), who could have raised the profile of the WISE model ahead of the implementation process.

The WISE model and the primary care trust

- During the early stages there were tensions arising from the way in which the PCT involvement in the project had been disseminated from executive level to middle managers. The PCT at an executive level were keen and committed and one of the senior managers interviewed was the executive responsible for the WISE model and a member of the Study Steering Committee. However, their role as Director of Clinical Professional Leadership meant that the WISE model was established in the Clinical Professional Directorate rather than the Commissioning Directorate. This made it more difficult to get engagement from the commissioning managers and also for the WISE model to be integrated with the PCT annual planning cycle. In part, this also seems to relate to the status of the WISE model as a pilot rather than an mature strategy.
- Respondents reported that the lack of an appropriate 'home' for the WISE model or a champion working at managerial level seems to have had considerable consequences on the profile of the WISE

intervention across the PCT. There is evidence that the WISE model provided a model to support another initiative around diabetes, but this seem to have happened more by chance than by planning.

- The status of the WISE model as a research project also meant that PCT managers were uncertain as to its future, which made them less keen to engage fully. One senior manager said she believed it would be useful to have evaluative feedback as soon as possible to give them a sense of whether or not the model was successful enough to be adopted across long-term conditions commissioning.
- The WISE model was also impacted by turnover of PCT managers. The commissioning manager for long-term conditions was offered an interview, but then left the PCT. The WISE model was then allocated to the commissioning manager for long-term conditions and public health. However, she did not seem to demonstrate 'ownership' of the WISE model, although she was keen to receive evaluative feedback as soon as possible.

Training

- Those attending the first few training sessions did not seem to have a clear idea of the purpose of the session, the project, its funding and its relationship to the PCT. The trainers therefore introduced an overview of the WISE model to the beginning of the training session to address these problems.
- There were some conflicts around trainers' responsibilities for the WISE model and other PCT priorities. One trainer in particular stated that she had to ensure that she did not have to take on extra responsibilities for PCT work.
- The trainers were keen to identify 'WISE champions' and introduce follow-up sessions to the training as a way of improving uptake, but had difficulty in engaging practices beyond the initial training.

Communication

- The appointment of a project manager for the NIHR programme with experience in managing projects in Salford PCT seems to have been key to resolving the initial difficulties. The project manager identified the communication problems between executive and manager level and worked to ensure that all involved were appropriately briefed. The interviews generated positive comments about the project manager's support.
- Very positive comments were received about accessibility of the research team and their willingness to support the training scheme.

Summary of organisational-level interviews

Overall, the implementation seems to have progressed well, although more slowly than had been anticipated. The initial problems relating to communication, extra funding for GP time and recruitment of practices appear to have been resolved. However, there was a consistent view that the WISE model had not developed a high enough profile within the PCT. This seems to have arisen because of the tensions created by placing the WISE model outside the Commissioning Directorate. Thus, commissioning managers did not develop much knowledge of the aims of the WISE model. In addition, there is a sense that the fact that it was perceived as a pilot may have contributed to the lack of buy-in at managerial level.

Recruitment of practices

The project started with a list of 56 practices. Practices were not eligible if they shared clinicians or administrative staff with other practices or if they served a very specific population (e.g. drug users, the homeless or young patients). Forty-four practices in the Salford PCT were identified as potentially eligible for the study, and all were contacted. Of these, 32 initially agreed to participate in the trial and were randomised, and three subsequently withdrew from the study before data were collected from 29 practices. To ensure that sufficient power for the study was maintained, we recruited 12 practices from Bury (a neighbouring PCT serving a similar population to Salford).

Salford has a large number of single-handed practices, and 17 were identified as eligible for the trial: 14 of the early sign-ups were from single-handed practices and two of the ineligible practices were single-handers. High sign-up from single-handed practices may reflect the fact that it proved easier to negotiate times of meeting and set dates for training when only one GP was involved.

From the start, practices had different reactions to the introduction of the WISE model training. Reactions ranged from interest and enthusiasm to complete lack of interest and hostility. Few perceived that training in self-management support was needed, so the approach to engaging practices involved the use of incentives (costs of attending training to be met by the PCT), as well as targeting practices known to be well disposed to involvement in research early on and using this to encourage more reluctant GPs to join the programme. The involvement in a research project was deliberately downplayed because of the known difficulties of getting GPs to engage with research. Barriers to engagement included:

- Practical problems such as staff sickness, arranging time out of the practice to undertake the training and the implications for practice finances (although the PCT provided funding for locum and out-of-hours cover to allow participation in training).
- Practices faced with incorporating other changes, at the same time, to practice and management.
- Self-management not being seen as a priority for the practice and a lack of belief that supporting self-management would be effective.
- A perception of the WISE model as providing nothing new. Staff claimed that they were already providing good care for patients with systems and strategies for long-term conditions in place. Furthermore, they could see no need to change practice and no potential benefit for patients in their attending training.
- A perception among some practices that patients were unlikely to take-up, or benefit from, a self-management approach.
- Training being considered by some to be inappropriate for support staff.
- Signing up to the training and the link to research meaning that clinicians would be expected to invest additional time with patients providing self-management support (i.e. there was concern that using the WISE model approach would generate more work).
- Negativity towards the inclusion of IBS as one of the chronic conditions being included.

Practice and professional level

Training impact

Evaluation forms were completed by staff at the end of each training session. The scores indicated high satisfaction with the training (*Tables 12 and 13*).

Questionnaire survey of the use of the WISE model tools

The questionnaire was sent to 302 staff at the 31 practices where training took place (25 in Salford and six in Bury), including 163 administrative staff and 139 clinicians. There was an overall response rate of 48% (88 administration staff and 67 clinicians) (*Table 14*).

Face-to-face in-depth interviews with practice staff

The analysis presented here is based on interviews with 11 practice nurses and one assistant practitioner; all were female with between 2 and 21 years of experience of working in general practice. Interviews with other staff, documents and notes collected during the study and the training sessions and the observations carried out in the development stage of the WISE model helped to provide context for the analysis.

TABLE 12 Staff satisfaction with training: session 1

Satisfaction question	<i>n</i>	Minimum	Maximum	Mean	SD
Did you find the training useful?	265	1	4	3.05	0.820
Did you like the structure?	264	1	4	3.05	0.766
Did you learn from others?	264	0	4	3.08	0.751
Was the patient pathway useful?	263	0	4	2.99	0.803
Was creating opportunities helpful?	255	0	4	2.91	0.791
Were the discussions of benefit?	263	0	4	3.11	0.784
How actively involved were you?	262	1	4	2.96	0.772
Will the practice use PRISMS?	255	0	4	2.80	1.007
How likely is system change?	252	0	4	2.50	0.815

SD, standard deviation.

Notes

Number of practices = 31 (18 intervention and 13 control).

265 participants ranging from 4 to 16 per practice.

Score range: 0 = not at all, 4 = very much.

TABLE 13 Staff satisfaction with training: session 2 (GPs and nurses)

Satisfaction question	<i>n</i>	Minimum	Maximum	Mean	SD
Did you find the training useful?	123	1	4	3.21	0.668
Did you like the structure?	124	1	4	3.18	0.663
Did you learn from others?	124	0	4	3.19	0.779
Was the DVD useful?	120	1	4	2.93	0.796
Did you find role play helpful?	108	0	4	3.06	0.818
Were the discussions of benefit?	124	1	4	3.35	0.665
Will you be able to use the skills?	116	1	4	3.26	0.674

DVD, digital versatile disc; SD, standard deviation.

Notes

124 participants ranging from one to seven per practice.

Score range: 0 = not at all, 4 = very much.

Findings

Table 15 provides a summary of how the systematic identification of work undertaken by nurses mapped on to the NPT framework. The analysis focused on the ways nurses spoke about the work of managing patients with long-term conditions and how using the WISE model tools changed their everyday self-management practices. Some elements of the WISE model were reported to work well (such as distribution of the guidebooks), but other elements (such as using the PRISMS tool to help address patient needs and priorities) were rarely taken up. A number of themes emerged. Illustrative data are presented and labelled with the respondent identifier.

TABLE 14 Self-reported use of the WISE model tools

Use of WISE tools	% reporting use
Guidebooks (GPs)	54% 'regularly'
Guidebooks (nurses)	50% 'regularly'
Guidebooks (administration)	32% 'regularly'
PRISMS (GPs)	11% 'regularly'
PRISMS (nurses)	15%, 'regularly'
PRISMS (administration)	7% 'regularly'
Explanatory models (GPs)	36% 'regularly'
Explanatory models (nurses)	19% 'regularly'
Salford web directory (GPs)	17% 'regularly'
Salford web directory (nurses)	22% 'regularly'
Salford web directory (administration)	13% 'regularly'

TABLE 15 Processes influencing uptake of WISE tools

NPT construct	Component	Questions to consider	Findings
Coherence: sense-making work	Differentiation	Does the participant recognise how the WISE model tools and techniques are different from their existing ways of working?	There was difficulty differentiating WISE principles from those underpinning existing SMS practice, which undermined the embedding of the intervention
		Does the participant understand the purpose of the tools and techniques?	
	Communal specification	Does the participant recognise the steps she/he needs to take as part of the practice team to assist in the integration of the tools?	Limited communication within practices post training stifled discussion surrounding the WISE model and its potential benefits
		Individual specification	
Cognitive participation: relational work	Internalisation	Does the participant identify any benefit in adopting the WISE model tools, and for whom?	Familiarity with information and services provided by long-established, reputable sources undermined efforts to identify the benefits and value of the WISE model guidebooks. One nurse saw the WISE model as improving patient care and relationships
	Initiation	To what extent does the participant appear to have been a supporter of the process to integrate the tools?	Failure to engage in a practice-wide strategy discouraged individual commitment to adopt the WISE model
	Enrolment	Has the participant made any adaptations to their personal routine or assisted in the reorganisation process leading to implementation?	In most cases, no adaptations were made, but nurses who saw themselves as having autonomy were able to take up the WISE model tools in individual practice

TABLE 15 Processes influencing uptake of WISE tools (*continued*)

NPT construct	Component	Questions to consider	Findings
	Legitimation	Does the participant believe that it is appropriate for them to be involved in integrating the tools?	Health-care assistants and newly qualified nurses did not perceive that their roles required adoption of the WISE model approach
	Activation	Has the participant taken steps to sustain the use of the tools?	Assessment and review of the processes involving the tools to sustain their use was afforded little priority. Nurses reported that QOF remained the over-riding practice priority
Collective action: operational work	Interactional workability	What work does the participant describe as having taken place to operationalise the use of the tools?	Difficulty engaging patients in self-management practices limited enthusiasm to invest effort in new ways of working. PRISMS was used (rarely) to widen the content of the consultation, but not in supporting behaviour change
	Relational integration	To what extent does the integration of the tools and resources help or impede people's work within the practice?	The convenience of and ready access to information in hard-copy format encouraged use of the guidebooks, but PRISMS got in the way of existing tasks and priorities
	Skill-set workability	Who does the participant view as being best placed to make use of the tools? How compatible are the tools with their current tasks?	Nurses were delegated responsibility for SMS by the GPs. Responsibilities as health educators promoted nurses' role as implementers of the approach of the WISE model
	Contextual integration	Does the integration of the tools fit with the objectives of the practice?	QOF is the priority of the practice. Nurses were generally happy to do the QOF tasks, but there were tensions with the skills they see themselves as having that are disregarded by the QOF process. QOF priorities means that there is little space for SMS work. The practice systems were not able to integrate PRISMS forms – so 'not to hand'
Reflexive monitoring: appraisal work	Systematisation	Has the participant taken practical steps to measure the influence of adopting the new techniques?	Limited, informal gathering of feedback from patients regarding the accessibility and utility of the WISE model guidebooks was recorded, suggesting some use of this resource as a prompt when responding to patient concerns
	Communal appraisal	Has the practice come together to appraise the impact of implementation?	This was generally limited, as few practitioners recorded engaging colleagues in discussion of their experience of using the tools
	Individual appraisal	Does the participant reflect personally on the impact of the WISE model tools on his/her routine?	The limited take-up of the tools and resources was reflected in the prevalent view that the training had produced little change in practice. In contrast, supporters of PRISMS noted the positive impact on patient engagement
	Reconfiguration	Has the participant made attempts to modify the way the WISE model tools are used as a result of experience?	For adopters of PRISMS, identifying how the process of using it could be adapted to fit in with existing practice (such as by focusing on the most-pressing concern rather than a range of issues) was important to the sustainability of the tool

SMS, self-management support.

Theme 1: the work associated with self-management support is not a priority for practices

Although all the practices involved had signed up to the RCT and participated in the training, the WISE model approach did not emerge as a priority and failed to 'disrupt' the existing work of the nurses.

Practice nurses generally work to a set of tasks and do so in a way that is dictated by practice priorities. One priority is to ensure QOF targets are reached – which involves setting up and carrying out review appointments with patients on the practice disease register. In these appointments, nurses monitor and record vital signs, such as blood pressure, blood sugars and lung capacity, as required by QOF. This prioritisation marginalises other non-incentivised work, such as self-management support. GPs, however, viewed nurses as having the specific skills, time and opportunity to do self-management support work with patients and delegated this without necessarily knowing, or being interested in, how this was actually achieved.

So I tend to fiddle with their blood pressure pills and the diabetic pills and their insulin doses and cope with crises when they come along . . . The lifestyle type things, which I know are important, tend to get delegated to the nursing staff to do . . . you know, beyond me being very basic and saying to them well, you need to try and lose weight or you need to try and eat more healthily or you need to do more exercise, that's almost as much as I can do, really, because of time limitations. Nurses do have more time and they have longer appointments, I would say. So the lifestyle side of things, the nurses are more involved with, that's my belief anyway.

Dr X, practice 22

This attitude meant that, for nurses, the work of providing self-management support had to be fitted between other, more structured, tasks. This led to cognitive and practical tensions for nurses who were at pains to convey their ability to provide holistic care for their patients, while servicing the QOF agenda for which they had been tasked.

Well now. The thing is I've always been taught to focus on the patient and you've got to tick . . . you know you've got to fulfil your QOF criteria and stuff so . . . It's COPD, looking if there are any changes in their condition over a period of 12 months. If there is anything they can't do, if it's impacting on their lifestyle, are they more breathless, are they getting more exacerbations. You are looking at depression and how it's impacting on that kind of thing generally.

Nurse E, practice 12

Nurses identify patient education as key to self-management support, but the need to fulfil QOF criteria leads to a didactic approach to dealing with patients in consultations. Handing out written information while instructing patients what to do is the easiest and quickest way to undertake the task.

. . . have loads of literature, yeah. That's it. We have a raft of information for diabetes. So I do give out information. And I think COPD . . . diabetes, I'm the same. With the diabetic ones we manage them and we sort of tell them. It sounds awful tell them. We don't tell anybody but we do sort of tell them, 'You need to do this. You need to do that. You need to do the other'.

Nurse N, practice 28

Handing out the WISE model guidebooks fitted readily into this way of working, and the guidebooks were seen as filling in the missing 'patient-centredness' of their practice. In this respect guidebooks were minimally disruptive so were easily normalised.⁴⁰

We give them the WISE book. And we just ask them to read that and if they have any concerns, that there's a little problem thing at the back they can always talk to us about it when they next come . . . I think it's made people more aware of how to manage their own condition. The information is in the book. They know they can look at that any time. If there is something there they don't understand or

whatever, I think the information is all in there, you know, and we go through it with them when they come, and we tell them, 'If you're ever stuck or worried, please look at the book. Please read and see where you can make these changes if you need it'.

Nurse F, practice 3

Theme 2: the responsibility for self-management is passed 'down' from general practitioner to nurse to patient

The demarcation of roles within the practice impacted on how nurses viewed and dealt with self-management support. GPs delegate self-management support to nurses and, in their turn, nurses delegate responsibility to patients. In both cases, this was not necessarily an empowering process based on a partnership and shared decision-making approach: little was shared with patients and work outside the testing for biomedical markers of disease was not considered a central element of consultations. Nurses viewed GPs as having little understanding of the work they did:

They tend to leave us to our own devices, I know it sounds awful, but, to our own devices, because, they don't really know what we do, in the clinics.

Nurse M, practice 19

The general lack of interest in nurses' work within the practice was given as justification for why the WISE model approach was not taken up by nurses.

It's all right being a pilot and stuff, but you've got to want to do it and if they're not . . . Why should one person do it on their own?

Nurse E, practice 12

A few nurses who did make use of the tools to change their practice found that the WISE model provided a structured approach to self-help and brought a more patient-centred focus to consultations previously 'driven by targets and guidelines'. Patients were felt to need time to understand what they had to do and the work of self-management support could be done in a gradual and shared way.

It sort of has changed my practice quite a lot, but what I mean, I think, is I didn't necessarily say to the patient, what do you want to talk about today? Whereas maybe I do now, because they've gone away with the booklet and they've come back with . . . they've highlighted what it is that's really worth talking about.

Nurse B, practice 22

Theme 3: autonomous working practices provide space for optimal self-management support discussions

Some nurses recognised that, although they had certain core tasks to perform, they did have autonomy in planning their work. A few nurses built in elements of the WISE model approach and were enabled to do this by being seen to be efficient managers of QOF work. The recognition and respect they garnered as a result meant that they were left with autonomy to create space for working in other spheres.

I've done this job for 21 years now, I've been here a long time, so we do have a very good understanding of each other's roles and I certainly know where my limits are and I don't overstep that. But within my sphere of expertise I do all the respiratory care, I do all the diabetes care, the CHD [coronary heart disease] stuff, . . . I'm really left to it because my, it's obvious what I'm doing, it's in there, it's all auditable, it's easy to see. So you know and the QOF has been good for that.

Nurse B, practice 22

This nurse went on to talk about how she had been able to use the PRISMS tool in her consultations and how it had helped to open up the conversation and focus on the priorities of patients rather than the priorities of the practice.

Basically what it does, it enables me to talk about the things that are worrying them, and things like, for example, sexual health. Unless you ask the question they are never, ever, ever going to bring it up in a consultation in a million years. So having something like that does help focus on the whole shebang, really. But I think it just enables the patient to feel that they're bringing something, it's not just about me yappy, yacky, yapping on at them, it's about them sharing more and having, [whispering] (because I do talk a lot at times) . . . you know it's allowing them to have a little bit of time to . . . for me to shut up.

Nurse B, practice 22

For others, having autonomy allowed nurses to identify with acting in a patient-centred manner through establishing relationships with patients. Relationality is seen as a central part of their work.^{25,41} However, in practice, most nurses were not able to use their existing style of relating to engage patients in in-depth conversations concerning self-management support. This was because they gave more priority to building and maintaining comfortable interpersonal relationships over the more negative and hard work of challenging 'problem' behaviours.

Yeah. It just depends, because, a lot of the time, you can get them chatting when you're doing other things, as well.

Nurse M, practice 19

Theme 4: self-management support is not perceived as different enough to warrant investment of time and effort

In terms of making sense of the new innovation, there appeared to be little differentiation made between the WISE model approach and normal self-management support practice. Self-management support was viewed in terms of being patient centred, addressing lifestyle and behaviours and effecting change, and having time to listen – all of which were considered to be 'normal practice'. This sense of there being nothing new translated into the view that there was no need for change. Indeed, to the following respondent, the time constraints of practice meant that thought of adopting new ways of managing was ridiculous.

I know it sounds awful, it was, like, it was teaching us to suck eggs! . . . Because, we've all been clinicians for a long time, I know it gives you another way of looking at things, but, it's, like, we already know what the patients are going through, we've all been experienced clinicians, it's not, like, we're new to the post and the fact that, it's, like, we have a limited amount of time, in a consultation, we've not got an hour, per patient, I wish we did, . . . we have 10 minutes and you try and get everything done in them 10 minutes and, then, somebody is coming along and telling you, oh, this is what you should be doing and this is this and this and this and it's, like, and where are we supposed to fit everything in, in 10 minutes.

Nurse M, practice 19

Theme 5: perceptions of feasibility of changing patient behaviour are low

Changing people's behaviour is seen as difficult, a view that receives some support from the literature on behavioural change. There was little or no talk about how health professionals could change people's behaviour in everyday practice. Giving patients information and instructions was seen as easy and routine, but examples of how to motivate and engage people with new practices and behaviours were missing from the narratives of respondents. The PRISMS tool was supposed to assist this process, but the few nurses who reported using the PRISMS tool did not get much further than using it to open the consultation to patient needs and had well-formulated views borne out of previous experience of working with patients shown in the metaphors used to describe non-behaviour change.

We can point . . . take a horse to water but I can't make him drink. I can give them all these things, but I can't make them access them. But I can do my best and . . . that's all.

Nurse E, practice 12

Nurses suggested that their patients were not suitable candidates for a self-management approach, for example because their lives were too chaotic or they had too many other problems. They found it hard to engage patients with lifestyle change and a patient-centred approach was thought to be at odds with providing self-management support in which the shifting of responsibility is a longer-term aim. This has the effect that self-management support work is deferred.

I think COPD, I mean, the main lifestyle is you have to address there is obviously smoking and I will go straight in and say do you smoke, have you thought about stopping . . . If they don't want to address it, if they're not interested then I just leave it because it's pointless trying to force somebody to do something that they're not prepared to do. And I'll just leave it open.

Nurse D, practice 12

Theme 6: it is easy to dismiss or under acknowledge the needs of patients

The PRISMS tool was easy to dismiss for several reasons: lack of time, the potential to open up too many complex issues in time-limited consultations, practice systems were not geared up to support it and the cost to the practice.

The happy, smiley face-y thing. We didn't use it. We primarily, I'll be honest and say I didn't use it because I didn't have the time because there's only me and I only work part-time. And I think it was another tool, you know what I mean? And I'd love to be able to sit here and have half an hour consultation about patients' priorities and I'm going to say that I do but in a more roundabout way, and you know. But I didn't have the time really to be fair.

Nurse N, practice 28

I am doing it, but not quite in the same form as they thought. I'm not doing the PRISMS because nobody has given the forms out. You see we don't send letters out for appointments because it's too expensive. If we could send letters we could send the PRISM forms and they could bring it in when they come for an appointment.

Nurse E, practice 12

Theme 7: self-management support resources need to be readily accessible and trustworthy

Nurses work within a structured primary care team. However, their day-to-day work can be distant from other practice staff. Thus, in terms of tools and technologies, they will use what is readily to hand and draw on resources that they trust. The guidebooks were seen as a positive benefit to patients, a nice 'gift' for nurses to hand out and superior to computer printouts. So long as the supplies were on the office shelf, they were easy to work with.

Say I have a new diabetic that's the . . . usually the time that I would introduce the booklet because I find the information is very easy to understand. So and they can take away that is a form it's not just an A4 piece of paper because we tend to use an awful lot of the patient.co.uk stuff which is excellent, but it's only a scrap of paper, isn't it. Whereas the booklet I think [whispering] you know, and they go away with a nice little booklet and it's nice, but it's also very pertinent information, it's easy to read, it has pictures that are coloured in, and I think that helps the eye, and all of that.

Nurse B, practice 22

For some, their use of resources was determined by the trust they had in the organisation that produced the information, rather than any engagement with the content.

I mean the British Lung Foundation is a well-recognised organisation, so they're the ones that I tend to use. There are also some other booklets which, to be honest with you, I don't remember where they're from but they're . . . they will be from a recognised organisation.

Nurse D, practice 12

Forms such as PRISMS were more troublesome to deal with because more thought was needed into how and when they are utilised in the consultations and integrated into practice systems. The logistics of distributing forms to patients was viewed as problematic. A number of options were considered, including sending them out with patient reminders to attend review appointments. However, practices either lacked the impetus to consider change, or immediately dismissed the possibility of engaging in the work necessary to co-ordinate the adjustments to staff routines.

I've got to be 100% and tell you the truth, I don't know out there because I'm in here [in the consulting room] from 8 o'clock in the morning 'til half 4. I don't really go out to be honest. So I've got me hand on heart and say I don't really know.

Nurse G, practice 2

One practice did embrace the WISE model and was able to integrate the forms into its systems, although sustaining the approach is feasible only if there is continual reflection and reappraisal of the benefit of the PRISMS tool at all levels of the practice.

Yes, we have them out in reception for them to complete. Well the reception staff know who's diabetic or who's COPD or whatever, the long-standing condition, and they will give them the form at reception when they come in, if they can please fill this form in before you see the nurse.

Nurse F, practice 3

Patient experience and participation with self-management arrangements

Twenty-four participants with an index condition of either COPD ($n = 5$), diabetes ($n = 9$) or IBS ($n = 10$) were interviewed during the process evaluation. Thirty participants from the exploratory trial were also interviewed as part of an embedded longitudinal qualitative study: diabetes ($n = 15$), IBS ($n = 8$) and COPD ($n = 7$).⁴³

One of the aims of the patient interviews was to explore patient attitudes to engagement with any of the new self-management arrangements. It was apparent from the interviews that patients had not experienced any changes in the nature of their care as a result of the intervention and the interviews explored their views on the tools developed for the WISE model and on their experiences and expectations of self-management support. In order to do this, these instruments were introduced to patients during the interviews.

Meaning and use of the PRISMS tool

The majority of participants in both studies had not used the PRISMS form. When shown the form there was a range of responses about its utility. The participants who did consider it something they could use primarily saw it as a memory prompt and mechanism of introducing relevant issues into the consultation which otherwise would be forgotten or not raised (e.g. if it was a sensitive issue or something that was considered embarrassing, this provided an opportunity that might not occur naturally during the consultation). Of most concern was the receptivity of the GPs to patient-initiated prompts and thus the feasibility of making this work in practice. In this respect patients were rehearsing the needs of professionals and conscious of the problems of disrupting consultation practices established over time.

I haven't used it. But, it's um, it is a good idea actually because if you're like me, you keep forgetting, you can go through it, tick it all off and then just hand it in to your GP when you go. Yeah that's a good idea that actually . . . Yeah, yeah, that'd be better that, fill it in at your leisure and then when you go down there you can just hand it in. And then they'd know what, rather than trying to remember what you were going to say when you get there . . . it's a good idea. But, whether the GPs would like it you don't know, they should do, they can just, alright then, write you a prescription and give it you and you're away aren't you?

ID 43309, female, index condition COPD

The perceived usefulness of the PRISMS tool by patients was influenced by the participants' relationship with their GP and the expected response. One participant who had used the PRISMS form during a primary care consultation reported that this had enabled her to raise ongoing health problems that were not condition specific (i.e. increasing tiredness), and to be referred to appropriate services (Box 2). Use of the PRISMS tool was considered by respondents with reference to previous consultations and encounters with their GP or practice nurse. Participants' perceived relationship with their GP ranged from good to poor. When participants reported a good relationship with their GP, they described being able to raise concerns easily. However, for the majority of participants, their relationship ranged from ambivalent to negative and this seemingly influenced the perceived acceptability of introducing the PRISMS form. In addition, some participants who considered their conditions to be stable did not feel that the PRISMS tool was applicable to them at that time but might be in

BOX 2 A case study of PRISMS as a potential 'tipping' point

Lyn was a participant in the longitudinal study who had used the PRISMS form. Over the course of the year-long study her health had deteriorated, indicated to her by the number of medications she was taking (seven tablets daily at the outset and 14 tablets daily at the time to the final interview). The way in which she had framed her condition and her well-being had changed for the better. In the final interview, as a result of a number of infections, Lyn's health had deteriorated. However, she described increasing family support and the valued role of the GP in referring her to a nutritionist. The nutritionist was perceived to have improved her quality of life through dietary changes and the respondent reported being more engaged with managing her conditions, although she did not see any objective improvements in her health. In the final interview the participant recalled using the PRISMS tool, which had reportedly helped her to address ongoing generic health problems, such as increased tiredness, a state which had become normalised over several years. The introduction of this form coincided with the participant being so tired and lacking energy that she believed she was going to die and this critical realisation acted as a tipping point to seeking help.

Answer: . . . I filled in what I could . . . like sleep problems, well I always have, I've always had big sleep problems . . . support from the family, yeah I get, I get plenty of support . . .

Question: And for the things that it was a problem did this help you sort of start talk, bringing up things with the doctor?

Answer: Yeah this is when I said to him I'm going to get myself motivated . . . get myself cracking, I don't, I, I kept saying I'll die in the chair if I carry on that cause that's what I'm saying.

Question: So this sort of helped . . .

Answer: Yeah because that's what he said, that's what he's doin' tests for cause this tiredness but it can be due to the cal-, the calories that I'm burning away . . . that makes you, that can make you tired and all.

Question: Oh OK so this sort of prompted that discussion.

Answer: Yeah.

COPD and IBS, Female, age 57

The PRISMS form acted as an initial prompt to the discussion with her GP about how these general symptoms of tiredness were restricting her quality of life. The recommendations made by the GP and nutritionist were then maintained by the ongoing presence of family support, which reinforced personal motivation and engagement with management practices, which in turn continued to improve her sense of well-being and reduction in her symptoms.

the future. This points to the need for tools to be sensitive to patient trajectories and changing needs and circumstances.

Question: The PRISMS form. Do you think that's useful?

Answer: Not to me.

Question: How come? . . .

Answer: Most of this is not applicable . . . Maybe because of my age, maybe because it's diet controlled diabetes . . . It might be more applicable later on.

ID 12188, index condition: diabetes, male

The Salford online self-care support guide

None of the participants reported using the self-care guide or being referred to it by their GP or practice nurse.

Condition guidebooks

Participants in the longitudinal study had not received the guidebooks; however, five participants provided feedback on the content in the final interview (Box 3). The majority of participants in the process

BOX 3 Opinions on the guidebooks from participants in the longitudinal study

Participant ID 130a (index condition: IBS)

A very useful book to be given when first diagnosed as it gives other people's experiences, which may be the same as your own. Also helpful as you can see how other people manage and control the condition and also how some people are not able to do so.

The second chapter is particularly useful as a lot of information in it is not always explained and gone in to in any detail when the condition is being discussed with health-care workers.

Participant ID 110a (index condition: IBS)

I read all of this book and found it really easy to read and understand.

Very informative.

If you are a new patient to IBS you will find this a valuable book so you can refer to it anytime you want to, or maybe you forget sometimes what is inside.

A great book for everybody with problems no matter what you are, male or female.

Participant ID 100a (index condition: diabetes)

I found the guidebook very helpful and I seem to have learned a lot from it. I am sticking more to a healthy diet and trying to do more exercise. I shall keep reading it because it's useful and interesting.

Participant ID 500s (index condition: COPD)

It is very thorough but rather 'wordy' and does rather labour the point about stopping smoking – which does not apply to all patients with these problems.

evaluation of the main trial did not recollect being sent the guidebooks through the post or being given them during a consultation. However, in dialogue with the interviewer, the following participant had received the guidebook and found it useful.

Yeah I sat down and read them. I did sit down, that one [guidebook], that yeah. Yeah you read them and if there's anything that catches the eye, what I'll do, yeah I do take notice of what people say and what advice . . . Yeah, they're good. They are, they are useful.

ID 43309, female, index condition COPD

Stepped-up care

The stepped-up care option was available to IBS participants in the process evaluation only ($n = 10$) and none had been referred to stepped-up care.

Patient expectations of self-management support

Patients' expectations of help with self-management were shaped by previous experiences with their GP and expectations of support available. There were generally low expectations of support based on poor previous experiences, and difficult and unhelpful relationships.

. . . but when your doctor says something that really doesn't help, you know, and I have had her say 'well you just need to control what you put in your bloody mouth'.

ID 62153, female, diabetes patient

Such events resulted in people avoiding going to their GPs because of their low opinions of the help they would get.

. . . she's no good as a doctor basically . . . I'd rather suffer than have to go and see her. I only go if I really need to go.

ID 63325, female, IBS patient

The restrictions imposed by the way in which primary care is organised militates against meaningful and supportive discussions and adds to the lack of confidence in obtaining support.

Well, first time I went to her was Thursday morning and apparently you've got 10 minutes, but it's like 2 weeks to get in to see her. So I had a little list, because my memory's not very good with this fibromyalgia. Sometimes I'm alright, other times I can't remember things. And I wanted advice on my IBS, seeing if she could come up with something different while I was in the process of suffering as well as this fibromyalgia, as well as menopause, things like that, but she said right, start with the most important, and then when my 10 minutes was up she said would you like to make another appointment please. I thought right, I've got another 2 weeks to wait. So I'm not pleased. Not when the person in front of me was in more than 10 minutes.

ID 33304, female, IBS patient

In order to get support that they felt was appropriate, patients often had to work hard to persuade the doctor and the build-up of negative experiences contributed to the low expectations of help.

I had to go to [Town] to a pharmacy that does the programme there . . . you can only purchase it through a pharmacy. And they weigh you every week, they advise you, but they will only let you do the programme with the agreement of the doctor. So they approached my doctor, she was reluctant to do it at first, and it took a month to get her agreement for me to do it.

ID 62153, female, diabetes patient

The examples of positive support occurred when existing relationships were good and when the doctor or nurse was perceived to have genuinely listened; this appeared most likely in nurse consultations.

I usually ask if I can make an appointment with the nurse, and obviously they ask me why. She's very good. The nurse at my GP centre is very good. They will sit and listen. Listening makes a big difference, while a doctor's looking at you and looking right through you. You're just sat there and you're making me money.

ID 61015, female, COPD patient

Self-management in patients with multiple conditions

One of the objectives of the longitudinal study was to examine self-management priorities for individuals with multiple long-term conditions over time.⁷⁸ The study demonstrated the impact of multiple conditions on many aspects of people's illness management and highlighted the complexities of self-management. Narratives illuminated how individuals' priorities changed at pivotal points and altered their engagement with self-management practices. This was influenced by contact with health professionals and how people framed illness and lifestyle changes. Medication management was a central point in which individuals took control of their conditions.

Managing additional conditions

Additional conditions were more readily accommodated if people established cognitive links between existing management practices. Thus, multiple conditions were not inevitably experienced as an increasing burden but subject to considerable flux and change. Prioritising one condition over another at a particular time together with a transfer and amalgamation of practices appears to facilitate accommodation of multiple conditions. Clinicians might usefully engage with patients' understanding to reduce complexity, and enhance engagement of condition management.

However, patients who developed additional long-term conditions could experience that as disruptive.

I don't know whether it's I am carrying too much weight or I'm having too much sugar . . . but I'm trying to find out . . . and all I get from [GP], it is your diabetics, they give it a different name all together, I forget, I can't get my bloody tongue round it and yeah, that's one main thing and the other is, I have had my eyes done cataract done and that, that were all right but um, it's just niggly.

ID 0900 (diabetes, knee problems and kidney problems, male, age unknown)

I have, yeah just get on with it. It's a chronic condition, there's not a lot I can do about it other than, except I'd like to take more exercise, walking, but at the moment as I say because of my feet problems I can't, so it's a double whammy as they say.

ID 110s (COPD, oesophageal problems, feet problems, male, age 69 years)

Conversely, accommodation of further conditions could occur as there was a flow of existing management practices reducing the impact of further conditions on the daily management.

I have to sort of eat regularly for the epilepsy, eat regularly, not get over tired, not drink too much alcohol . . . don't skip meals, so that is what I do for me epilepsy anyway, so that's what helps with the diabetes as well.

ID170a (diabetes and epilepsy, female, age 55 years)

Practices that learned and adapted from the management of one condition allowed some respondents to accommodate new conditions if new routines were congruent with existing routines. This contrasts with a view that multimorbidity by definition requires more complex clinical management accompanied by a new set of practices for each 'new' condition. Of greatest salience to our respondents was a process of

continuation and flow of actions, reactions and self-preservation of strategies that are deemed to work for one condition applied to another.

Answer: Well she talked about diet and um, yes, really it was diet really you know, just be careful what I eat.

Question: And has that been a big change?

Answer: No not really 'cos I was already on quite a healthy diet . . . You know, before that I'd um, I'd decided to lose a bit of weight if I could because with having MS it's better not to carry a lot of weight with it.

ID 100a (diabetes, multiple sclerosis, underactive thyroid and high cholesterol, female, age 66 years)

The dynamic prioritisation of conditions

Shifting prioritisation between conditions was key to the way management was framed and the process of prioritisation over time required renegotiation of available resources. Although for a few participants there was little description of change where one condition remained routinely prioritised, the majority of descriptions were of changing prioritisation of conditions.

But it's hard (to lose weight) I don't know. So I put it down me personally to the tablets, whether that's putting weight on I don't know . . . just watching what I eat now you know with diabetes really more than anything like . . . But this breathing, this COPD that's what will affect me in another few weeks when it starts getting cold; it's the cold that affects me.

ID 600s (diabetes, COPD, high blood pressure, high cholesterol, male, age 65 years)

Interactions with health professionals

Most respondents described a dynamic and variable process of self-management with little separation between conditions. Respondents' accounts of management practices were viewed across conditions with links in practices and tensions that required active choices between options. This suggests a difference between health professional accounts and patient approaches to multimorbidity, given that participants talked about seeking information and management strategies across conditions and were given little or no information.

The degree of congruence or conflict between views of health professionals and patients regarding management priorities impacted on subsequent management practices and therapeutic relationships. For participants who described similar management goals to their health professionals, contact reinforced and maintained priorities.

Question: What's kind of, your main priority at the moment with [GP]? . . .

Answer: Probably blood pressure, probably and cholesterol . . . so I'm more worried about those because they are more serious things. IBS didn't kill anybody, you know, but blood pressure is serious and cholesterol is serious so IBS has gone into the background, you know.

ID 110a (IBS and high blood pressure, female, age 57 years)

However, for participants whose illness management priorities conflicted with health professionals, established relationships were challenged. One participant with diabetes and chronic depression described being 'upset' and 'angry' when her GP told her that she 'just had to have willpower' to control her diet for diabetes. However, the respondent's priority was depression, which she recognised affected her diabetes control, and it was something she had actively tried to change over a number of years but was a complex problem. When she tried to obtain information about managing both conditions 'they couldn't offer any

help'. The GP's response conflicted with her priorities and had a negative impact on what she would engage with in managing her health.

I mean, I've got to say, when the doctor, when the GP said it to me, I actually came home and felt, er, why should I stick to this diet, because I was depressed I felt, I've nothing to live for anyway, the diabetes will kill me anyway.

ID 300s (diabetes, chronic depression, female, age 50 years)

Tipping points

To manage the complexity of multiple conditions, most participants reacted to changes in a process of prioritisation and reprioritisation over time. This involved an interaction of factors such as timing between diagnoses, prior experiences, recommended self-management activities, bereavement, contact with health services and flare-up of conditions.

... there's been a lot of things going on, because I started with epilepsy in 2000 and it's like I was, I had like a cluster and then they settled down ... and then out of the blue I started with another cluster, but I think it's hormonal because that started up, I started with diabetes and blood pressure you know, it seemed just, and I had gone through a period of depression because of [losing] my dad.

ID 170a (diabetes, epilepsy, female, age 55 years)

Prioritisation and reprioritisation occurred around key transition points when the relative importance of different management practices shifted, having either negative or positive effects. These 'tipping points' particularly arose around issues of medication management, lifestyle changes and understanding of conditions.

Medication management

Participants' accounts of medications were framed in one of two ways: as an external event that was 'being done to them' and over which they had little control or, conversely, as an internal process whereby they gained control of their illness management by establishing routines for taking tablets and personalising their medication management. For participants whose narratives emphasised taking control, the presence of multiple long-term conditions played a minor role in everyday life.

I am quite vigilant about taking my medication um, and if I've missed it I do know that I do start feeling tired um, so I am quite compliant with me medication, but I have to take my epilepsy medication anyway so yeah, I take me medication morning and take my medication at night, like I say I am quite compliant about that.

ID 170a (diabetes and epilepsy, female, age 55 years)

However, other accounts of medicines portray a sense of an ever-increasing burden of tablets and resistance to further tablets. These accounts depicted medicines as objects and a process which they are subject to but have little direction over.

... for different ailments and that like and I've got bags of tablets there and now I've got that many tablets and I don't know you know, swapping and changing tablets, getting tablets from the hospital and I don't know where I'm up to with them like, you know.

ID 600s (diabetes, high blood pressure, high cholesterol, male, age 65 years)

Medications were also a point through which change could be negotiated. Some respondents described seeking additional sources of information and verification around medicines to those provided by GPs or specialists, as they did not feel confident that the latter were aware of all medicines being taken or their interactions. The main sources of verification were from the internet, pharmacist and others with similar conditions. These acted as legitimisation points through which participants could change their routines as they were able to engage in focused discussions with health professionals to take control and direct illness

management. Narratives depicted a change to becoming active self-managers and taking control by seeking out enough information to enable them to make decisions about medications.

I asked the pharmacy yesterday, I rang them up, 'cos I'm taking so many different drugs, you've gotta be careful. And they were saying, I was saying could you take them at the same time, 'cos you're supposed to take these with food but you can't take 'em all with food . . . there's one or two more, but . . . you've gotta keep a track.

ID 0700 (diabetes, rheumatoid arthritis, high blood pressure, male, age 82 years)

I take a lot of tablets now, every time I go and see him, 'Don't give me another tablet.' . . . He tries me on different things and what you know doesn't agree with me, he doesn't give me . . ., he knows that, you know what I mean. Same as painkillers, I won't take painkillers, I only take paracetamol.

ID 120a (COPD and IBS, female, age 57 years)

Information use in patient self-management

Existing knowledge and direct experience of conditions from other sources played a role in illness prioritisation and interpretation of information. Information was often viewed as contradictory or too general with insufficient information about interactions across conditions. Participants described integrating information from a number of sources. This led respondents either to feel confused or to actively monitor the suitability of information provided by practitioners. Information and advice had to be reinterpreted and verified for it to be useable and allow development of pragmatic routines.

Again, if you start to research it you come across dietary and nutrition, so that one kills all the sugars off and that kills all the fat off and the two of them just clash all the way down . . . You end up with you would be eating absolutely nothing except fruit and the odd slice of bread.

ID 150a (diabetes, high cholesterol, male, age 52 years)

Exercise as part of self-management

Exercise was considered important but also unrealistic because of functional limitations. When conditions placed a physical limitation on an individual, this was often talked about as having the greatest impact on their lives. It caused a tension between which self-management activities they should prioritise and restricted daily activities. Restrictions could accumulate and produce further problems, which influenced what could be attempted and the prioritisation of management practices.

Breathing. Um, only that I can't do the things I used to, but whether that's breathing or whether that's old age I'm not sure. In truth, I suppose I used to walk up to [town centre], now I get a taxi . . . Or somebody takes me, but 70% of that is because of my feet, maybe 30% [because of COPD]. If my feet were fine, I'd still walk up to [town].

ID 110s (COPD, oesophageal problems and feet problems, male, age 69 years)

Food and diet as part of self-management support

Dietary information was described as conflicting by many respondents and was not necessarily translatable across conditions, resulting in the accommodation of new practices within pre-existing regimes. Advice was often considered to be too generic and insufficiently individualised. Health-care professionals were not seen as always addressing the impact of other conditions and respondents were left to navigate through conflicting information to find the most appropriate course of action or seek further information.

Well she [practice nurse] gave me, um, information on diet which you could read in any woman's magazine, there was nothing specific. I did say to her that my problem was binge eating and she had nothing to offer at all. She could not comment you know she knew nothing about it, so she wasn't able to help. So as I say it was a complete and utter waste of time.

ID 300s (diabetes and chronic depression, female, age 50 years)

Social networks and self-management support

Interviews conducted as part of the longitudinal study with patients also revealed something of the wider relationships influencing self-management support. Analysis reinforced evidence that who is in the network, and the types of relationships that are present, influence how management practices are framed and the extent of engagement.⁷⁹ Resources available to an individual through the network can support or undermine engagement, and these change over time. Networks included family, friends, GP, nurses and companion animals. The amalgamation of different relationships that constituted the social networks were characterised by three network typologies. The three types of networks are characterised by differing combinations of features that influence priorities for health, the various roles that network members occupy and the degree to which the network might support and facilitate the normalisation of illness management into everyday life. Networks can be categorised as a family-focused network, a friend-focused network or a health-care professional-focused network.

In the family-focused network, the main source of support and information is provided by multiple family members with various roles in supporting the individual. There are usually multiple ties between network members. For networks that can be defined as family-focused networks, health-care professionals are viewed as important but are not so regularly seen. In a friend-focused network, there is greater variance in the types of relationships present; friends appear to have a more significant role for the individual than members of either the family-focused network or the health-care professional-focused network. For younger participants with a friend-focused network, parents and partners are also important, yet their role is subject to change (e.g. becoming more restricted because of specific events which have altered their relationship). For the participants whose social networks are characterised as friend focused and who are older, family members are less relevant. For these first two types of networks, management is normalised into existing practices and routines through negotiation and discussion with other network members, but, despite multiple conditions, participants in this study identified only a single GP or nurse as significant. The networks described in these first two categories frame health management within existing dimensions of everyday life that are not separate but integrated as routines and practices in daily life. The friend-focused network seems to emerge when there is an absence or loss of adequate family support and alternative lay support is sought instead.

The third type of network, the health-care professional-focused network, represents a network in which health is considered to be something managed more separately from the wider social network. Health and its management are framed as private, which can be a burden to others, and so seeking support is avoided, or limited as much as possible.

Discussion

In the practices, self-management tools failed to be normalised in routine care, apart from handing out the guidebooks. This may explain the lack of change experienced by patients. The WISE model was intended to encourage reassessment of work practices while introducing new elements that fitted with existing work and improved patient care. The long-term condition management work delegated to nurses was a routinised process of monitoring and recording necessary for QOF. Practice nurses viewed themselves as being patient centred and holistic, yet psychosocial and behaviour change support is not generally incorporated, with our respondents reporting use of didactic information giving. Nurses had concerns about the burden of providing enhanced self-management support in terms both of their own workloads and what they felt their patients could accommodate. Provision of the guidebooks was the one element that could be considered minimally disruptive work, fulfilling their need to provide good information while enhancing their ability to be patient centred.

The challenges of changing professional behaviour and attitudes in order to implement self-management support are widely reported.⁷³ The WISE model approach aimed to pragmatically address existing evidence and recommendations, and provided tools and training in skills to assist self-management support in the

context of an organisation geared up to provide appropriate resources. Using NPT allowed us to focus on the everyday work of nurses and to explain why the WISE model did not embed: self-management support was not a practice priority as it was not part of QOF; it was not seen as different enough to existing work to value yet considered too disruptive and time-consuming; and there was lack of communication or support within the practice.

In showing reluctance to engage in behavioural change discussions with patients, nurses demonstrated an awareness that, for patients, self-management involves a complex, embodied, practical knowledge that clashes with the abstract, rationalised models assumed both in biomedical approaches to long-term condition management and in programmes such as the Expert Patients Programme. The claim by nurses to integrate patients' lived experience and priorities into clinical encounters is not new, but for the most part this is treated as an addition or as something to fit into the tasks of monitoring and testing in a way which represents only marginal movement towards patient needs and knowledge concerning self-management support. In this respect, nurses were not able to deploy the principles of WISE that fitted with patients' agendas, needs or experience of managing a condition in their daily lives. Rather, they could not adopt and embed a new system at odds with their protocol-based system, which ensures the financial income of the practices which employ them.

The rare occasions when aspects of self-management support were incorporated involved nurses experienced and confident enough to disrupt the prevailing system. Such nurses were prepared to overcome the hidden nature of self-management support and the lack of recognition for providing it. In other words, those individuals were willing to try different approaches and able to reflect on the benefits they saw for their patients. Even so, they were not able to report moving beyond opening up the consultation to address patient priorities – lifestyle change is not readily doable in primary care and falls more within the day-to-day world of the patient.

Chapter 7 Project 2: identification and risk assessment

Some patients with IBS have symptoms that are difficult to control and suffer considerable ill health, whereas other patients have symptoms that are well controlled and they cope well. Approximately 30% of patients who consult their GP with FGIDs go on to develop chronic symptoms.⁸⁰ Previous studies have shown that an intervention with self-management tools reduces distressing symptoms for hospital outpatients, consequently reducing health-care utilisation. Provision of a self-help guidebook reduced primary care consultations for IBS by 60%.¹⁵

The medical management of functional lower gastrointestinal symptoms usually involves antispasmodics, antidiarrhoeals or laxatives, as appropriate, and antidepressants, particularly low-dose tricyclic antidepressants. Unfortunately, for some patients medical management yields far from satisfactory results. For patients with intractable symptoms, which are resistant to conventional medical therapy, current guidelines recommend referral for psychological intervention to CBT or hypnotherapy.⁸¹

It has been shown that within primary care it might be possible to predict those patients at risk of having persistent symptoms: 87% of patients exposed to a small number of factors at the time of initial consultation were found to have persistent gastrointestinal symptoms at 6 months.⁸² It may be possible to use a screening tool to identify patients at risk of persistent symptoms.⁸²

This study aimed to test this finding prospectively on a larger scale. If this finding was validated it might be possible to identify those patients at risk of poor outcomes and fast-track them to therapies that are known to be effective, such as CBT or hypnotherapy. This should lead to less distress and lower health-care utilisation for these patients in the long run.

One of the difficulties encountered in previous work on IBS within primary care is the identification of patients. GPs use a variety of Read Codes to describe patients presenting with IBS and, to our knowledge, the range of Read Codes used has not previously been investigated. This would enable future studies to evaluate the 'true' burden of IBS in primary care. The work on the use of Read Codes used by GPs to describe functional lower gastrointestinal symptoms is supplemented further by conducting qualitative face-to-face semistructured interviews with GPs to explore their attitudes and approaches to diagnosis and management of functional gastrointestinal symptoms.

Project 2 therefore comprised the following four separate studies.

1. The first study consisted of a GP database study (GP database study 1) to describe how clinicians in primary care record consultations with patients who experience functional lower gastrointestinal symptoms.
To meet this aim we used a computational mapping approach using data from NorthWest EHealth, a health data repository.
2. The second study was a risk assessment study. The aim of the study was to validate a risk assessment tool for predicting symptom distress for IBS.
We used a 12-month prospective case-cohort study in which patients consulting their GP with IBS were recruited prospectively in order to validate a risk assessment questionnaire.
3. The third study was a qualitative study to explore GPs' views and experiences of defining, diagnosing and managing of functional lower gastrointestinal symptoms in primary care.
4. The fourth study was a further GP database study (GP database study 2) to investigate patient profiles in IBS, IBD and AP, and to explore whether or not GPs follow NICE guidelines⁸¹ for patients with IBS.

General practitioner database study (study 1)

Consultations in general practice are recorded and coded using a clinical diagnostic coding system, known as Read Codes. Consultations tend to be coded either by symptom presentation or by problem title, and the current computerised systems for clinical coding seem to promote diversity rather than consistency.⁸³ GPs tend to make a positive diagnosis of IBS when the risk profile of the patient for that condition is high (and their characteristics fit the profile for functional disease) and the risk of serious bowel disease is low.⁸⁴ This approach is recommended in current NICE guidelines⁸¹ to help practitioners identify patients with IBS more easily and make a 'positive diagnosis' for the condition. This method is distinct from applying diagnostic criteria to the patient's symptoms, such as Rome III criteria,⁸⁵ to define IBS. Thus, there might be considerable variation in the way that consultations for patients with IBS are coded. This might be compounded by the fact that IBS is not one of the chronic conditions contained in the QOF – a system of paying GPs for achieving clinical targets. Variations in coding practice, and exclusion of IBS from the QOF, may militate against quickly and reliably identifying IBS patients who might benefit from therapeutic interventions.

Aim

The aim of GP database study 1 was to determine the extent to which there was a recognisable and reliable phenotype for IBS patients presenting to general practice. This was deemed important so that we could identify a range of Read Codes used by GPs serving the study population to denote patients with IBS.

Methods

Setting

The setting for this study was the city of Salford, in north-west England, with an estimated population of 228,992 in 2010.

Sampling frame

The sampling frame comprised all patients registered with the 52 general practices in Salford PCT.

Data collection and coding

The Salford Integrated Record (SIR) is a local patient-sharing record system that integrates primary care, community care and secondary care information into one continuous electronic health record per patient. An anonymised data set is made available for research through NorthWest EHealth. Patients may opt out of the SIR; however, the proportion who do so is relatively small.

We obtained electronic clinical records from the SIR for January 2003 to December 2009. The data set comprises anonymised patient identifiers, anonymised general practice identifiers and the set of Read Codes used to code clinical consultations. In total, the data set contained > 136 million Read Codes derived from 34,200 distinct codes. Two gastroenterologists independently identified all Read Codes potentially relating to gastrointestinal disorders or IBS.

Ethics permission for this study was granted by the NorthWest EHealth Board.

Analysis

The analysis was conducted in two parts. First, we conducted analyses of patients with gastrointestinal symptoms. Second, we refined this analysis to consider only those patients with IBS.

Gastrointestinal symptom space

First, we selected patients with evidence of at least one Read Code for gastrointestinal disorders in 2009, which generated 19,869 patient records. The records for these patients were then searched for those with at least one diagnosis of IBS (Read Code J521) at any time since 2003. For each of these patients we

collected together all the Read Codes from their records in general practice in 2009. Each patient was therefore represented by their set of Read Codes from 2009. To investigate the importance of gastrointestinal symptoms we then generated a second data set, which included only the Read Codes for gastrointestinal symptoms for these patients.

These data sets were then mapped onto a two-dimensional plane using a methodology that calculates the Resnik similarity between the concepts. It then maps these data from similarity space to the appropriate vector space and uses principal components analysis (PCA) to represent the data on a plane.

Each patient was therefore represented as a point on the plane and patients with similar symptoms occupied similar positions on the plot. These plots were then presented according to particular sets of Read Codes contained within the records.

The total data set available for analysis in diagnosis space was too large to make an analysis computationally tractable. We therefore examined 16,584 patient records from the three GP surgeries with the highest number of patient records with a diagnosis of IBS. All diagnosis codes for all these patients were collected and projected into diagnosis space using the same computational strategies discussed above.

Results

Representation of patient records in gastrointestinal symptom space

Patient records were represented in the space of gastrointestinal symptoms. *Figure 7* shows the results obtained by taking just the gastrointestinal symptoms from the 2009 Salford data set, and performing the semantic similarity analysis and PCA for dimensionality reduction.

The gastrointestinal symptoms recorded by GPs were separated on the basis of two predominant symptoms, diarrhoea and gastrointestinal tract (GIT) pain. Patient records marked in light blue do not have any record of diarrhoea or GIT pain. The region highlighted in light green represents the patient records that are positive in recording of diarrhoea symptoms and negative GIT pain. Therefore, the largest source of variation within the data set concerns diarrhoea and GIT pain. Furthermore, patients with particular sets of symptoms occupy particular regions of gastrointestinal diagnosis space.

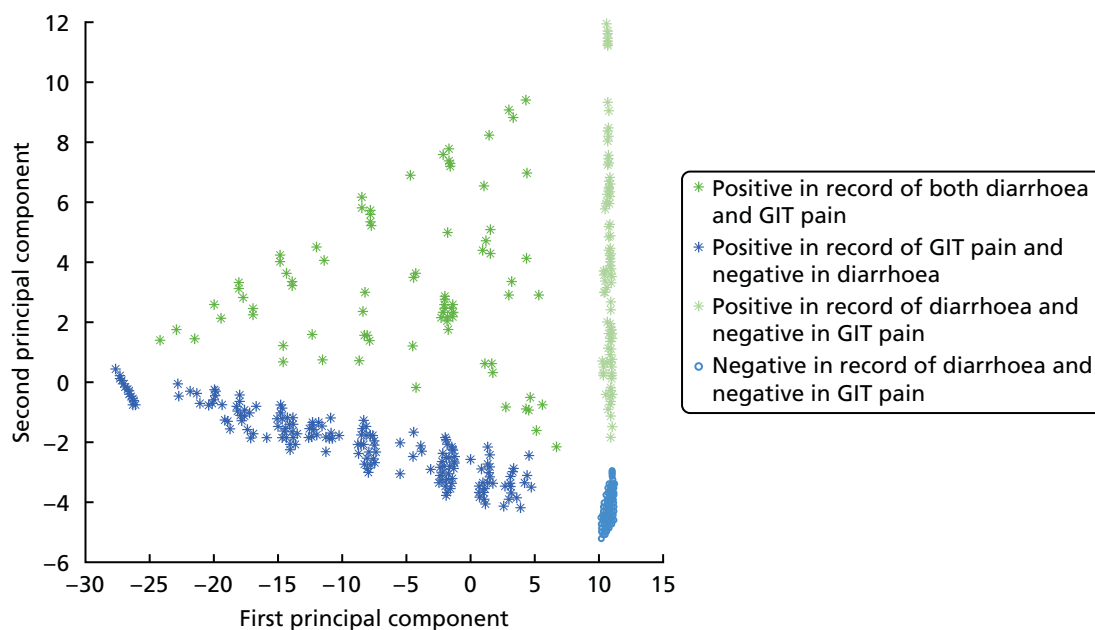


FIGURE 7 Principal component analysis plot of gastrointestinal symptom data. Each dot represents a particular set of patient data from 2009. These were then coloured according to the types of code found within each set of records, as indicated in the figure legend. GIT, gastrointestinal tract.

We considered next how other symptoms are distributed in symptom space. In *Figure 8* we present several common gastrointestinal problems in this space: heartburn, flatulence, abdominal distension and indigestion. These symptoms are scattered across most of the diagnosis space without being clustered in any particular area.

Representation of irritable bowel syndrome patient records in gastrointestinal symptom space

Figures 7 and 8 provided some insights into symptom space and the ways in which the patients are distributed. Next, we examined whether or not there was any clustering of patients diagnosed with IBS in

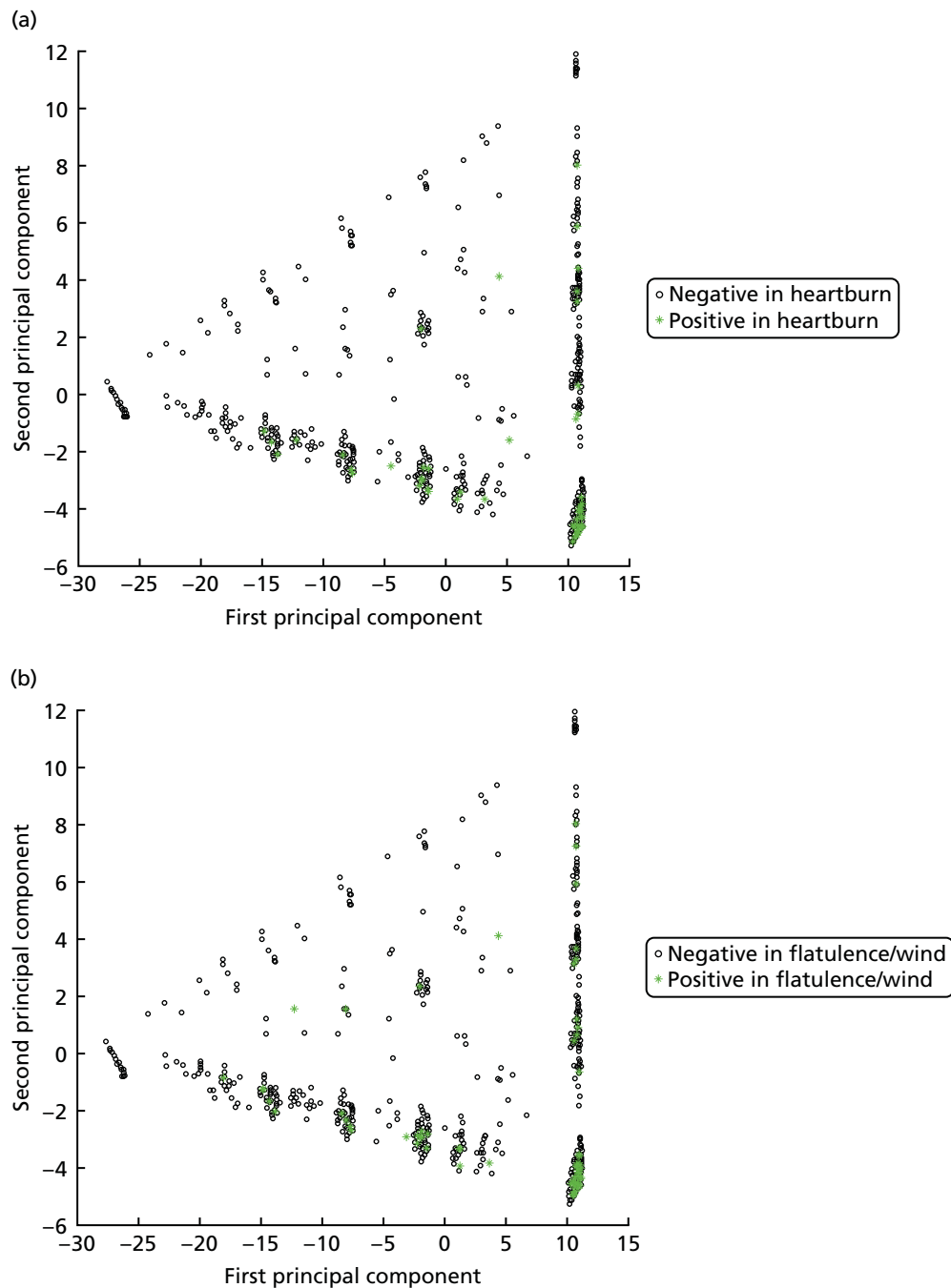


FIGURE 8 Common gastrointestinal problems mapped into symptom space. Shown in green are patients who have been given a diagnosis of IBS. (a) Heartburn; (b) flatulence/wind; (c) abdominal distension symptom; and (d) indigestion. (*continued*)

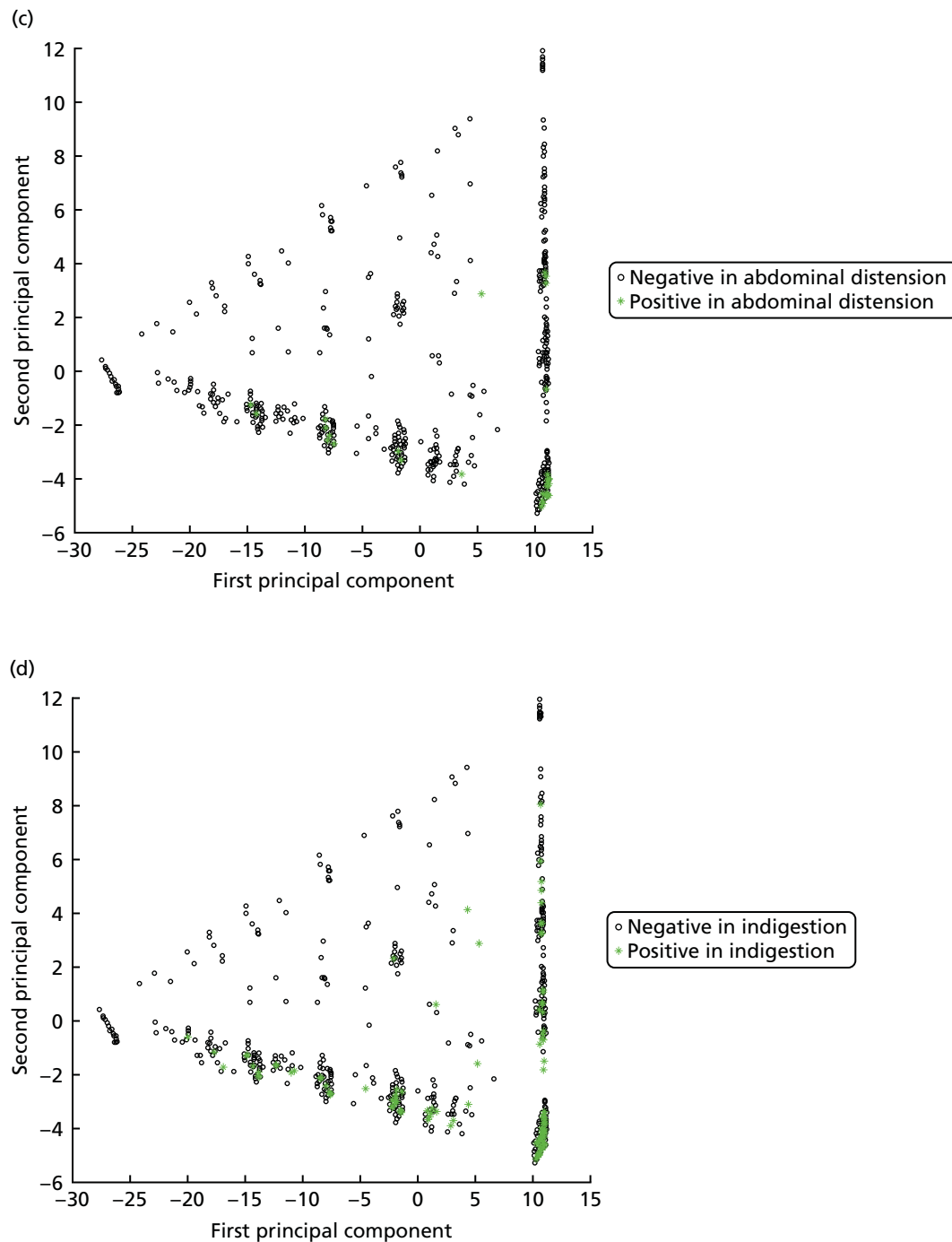


FIGURE 8 Common gastrointestinal problems mapped into symptom space. Shown in green are patients who have been given a diagnosis of IBS. (a) Heartburn; (b) flatulence/wind; (c) abdominal distension symptom; and (d) indigestion.

this space by looking for the IBS diagnosis code in all patient records from 2003 to 2009 and highlighted whether or not the IBS code was present. These records were then mapped onto gastrointestinal symptom space from 2009, as previously calculated (*Figure 9*).

The IBS patients were scattered across all of symptom space. There was no evidence that IBS patients cluster in any part of this space.

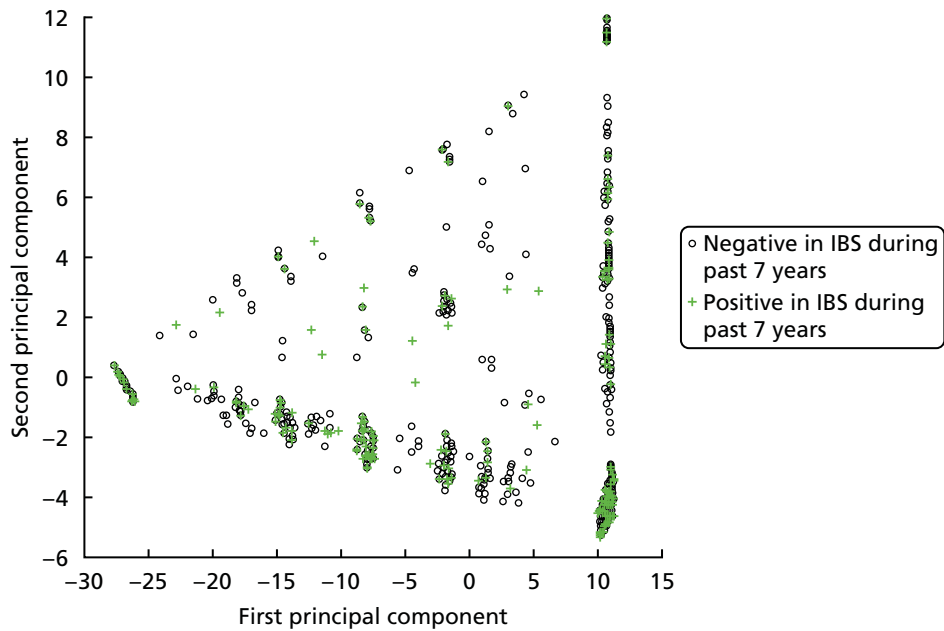


FIGURE 9 A representation of patients in gastrointestinal symptom space.

Irritable bowel syndrome patients in diagnosis space

Figure 10 shows the results of the PCA applied to all the diagnosis data from all the patients from the three general practices in Salford that had the most patients with an IBS diagnosis. Patient records were classified in different regions of vector space in terms of three different groups of diseases: 'nervous system and sense organ diseases'; 'genitourinary system diseases'; and 'infectious and parasitic diseases'. The light-green area belongs to the patients who were recorded to have 'infectious and parasitic diseases' but not 'nervous system and sense organ diseases', or 'genitourinary system diseases'. The light-blue area encompasses those patients who have none of the diseases. The area in black represents the patients who were recorded to have 'nervous system and sense organ diseases' but not 'genitourinary system diseases'. The dark-green region contains the patients who were recorded as having 'genitourinary system diseases' but not 'nervous system and sense organ diseases'. Finally, the dark-blue area belongs to patients who

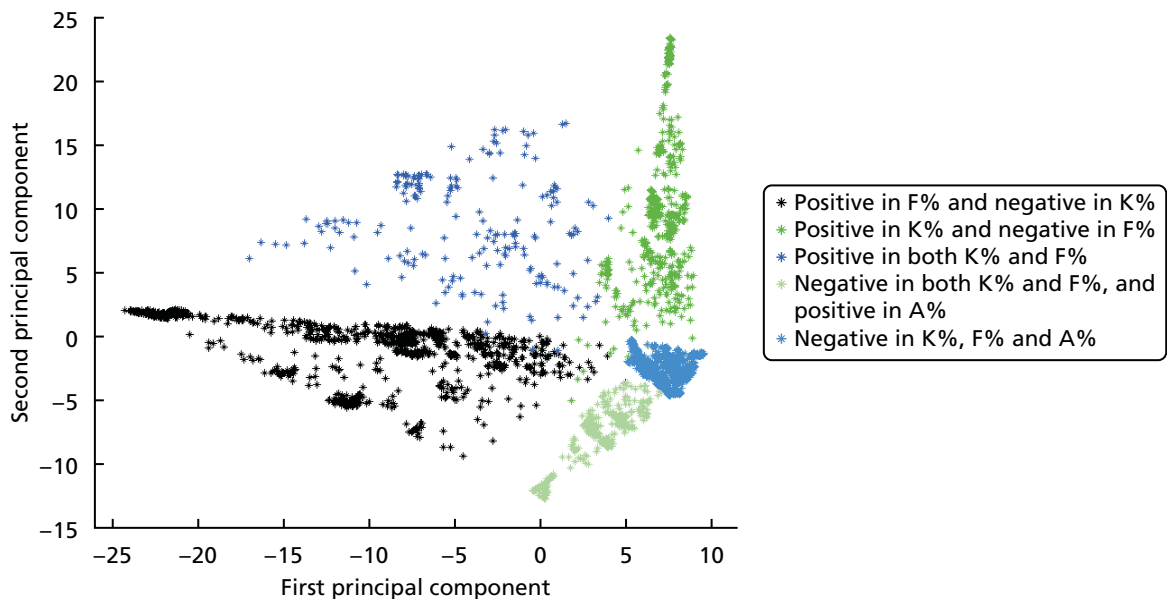


FIGURE 10 Classification of patient records in terms of three different criteria (F%, K%, A%). F% refers to the patients who have any Read Code describing 'nervous system and sense organ diseases' in their records; K% presents the patients who have any Read Code describing 'genitourinary system diseases' in their records; and A% indicates patients who has any Read Code encoding the 'infectious and parasitic diseases' in their records.

were recorded as having both 'nervous system and sense organ diseases' and 'genitourinary system diseases'. The various diagnoses do cluster very effectively in the plot.

Figure 11 Shows this same data, but this time with patients labelled either by the presence of a gastrointestinal symptom code in their data (see *Figure 11a*), or by a diagnosis of IBS (see *Figure 11b*).

Comparing *Figures 10* and *11* provides an insight into the areas of diagnosis space in which patients with gastrointestinal symptoms and a diagnosis of IBS fall. It is clear that gastrointestinal symptoms are found in patients across all of this space. The picture for patients with IBS is more informative. There is a cluster of IBS patients in the area associated with infectious disease, another in the area associated with nervous system and sense organ disease and a third area clustering in genitourinary system disease.

Discussion

In this study we attempted a novel analysis of data regarding the diagnosis and description of patients with IBS from data coded in GP electronic patient records from Salford. Using this approach we were unable to reliably identify a phenotype for IBS patients in primary care.

A major advantage of the SIR is the complete linkage between primary care, community care and secondary care data sets, providing a continuous electronic record for each patient in contact with health services in Salford. However, there were certain limitations in using these data to try to identify patients with IBS in our study.

First, a variety of computerised systems are available for capturing clinical consultation data in primary care. Furthermore, there are several different versions of the various operating systems in use so that there might be slight variations at computer operating system level that would have impeded our research.

Second, the Read Codes used to code a consultation are at the discretion of the individual clinician, which means that there can be considerable variation in their use to describe the same set of symptoms in practice. However, research requires a disciplined approach to data entry and retrieval,⁸⁶ so that inconsistency in coding potentially presents an important source of information bias.

A further challenge was validating the data set. Although two clinicians generated the list of Read Codes used in the study, independently of each other, we were unable to validate the GP diagnoses. Ideally we would have created a cohort of IBS patients from SIR and validated the diagnosis by asking their GPs,⁸⁷ but this was not possible as the SIR for research is anonymised at both the patient and GP level. Our analysis of IBS patients in diagnosis space was confined to data from three practices in Salford. This was because of limitations in computational power. However, it is possible that the diagnostic coding behaviour of GPs in those practices with more IBS patients was not typical of the diagnostic coding behaviour of other GPs in Salford. Finally, there are idiosyncrasies in the Read Code taxonomy, in particular the fact that codes for a lack of existence of a symptom can occur as leaf nodes describing that symptom. This type of structure in the codes breaks the semantic relationship between 'parent' and 'child' nodes in the taxonomy; a 'child' does not inherit properties from the parent. However, it seems that GPs might be reluctant to document patients using such negated child node Read Codes as none was found in the data set we used.

Despite these limitations, our analyses generated some useful insights. We first looked at symptoms associated with IBS to investigate whether or not there were any particular gastrointestinal symptom data that could be used to identify IBS patients. However, there was no such clustering of IBS symptoms – the symptoms associated with patient records containing a diagnosis of IBS were distributed throughout this space. This accords with evidence that approximately two-thirds of the symptoms presented by patients in primary care remain unexplained.⁸⁸ It is clear from the scattering pattern of IBS in the gastrointestinal symptom space that these symptoms are not unique to, or characteristic of, IBS and probably reflect the relatively subjective criteria used for establishing an IBS diagnosis. Therefore, it would be difficult to find any linear combination of gastrointestinal symptoms as recorded in the GP data in Salford that could be used to reliably identify IBS patients. Cases with diagnosis of any kind of digestive system diseases showed a similarly fragmented pattern.

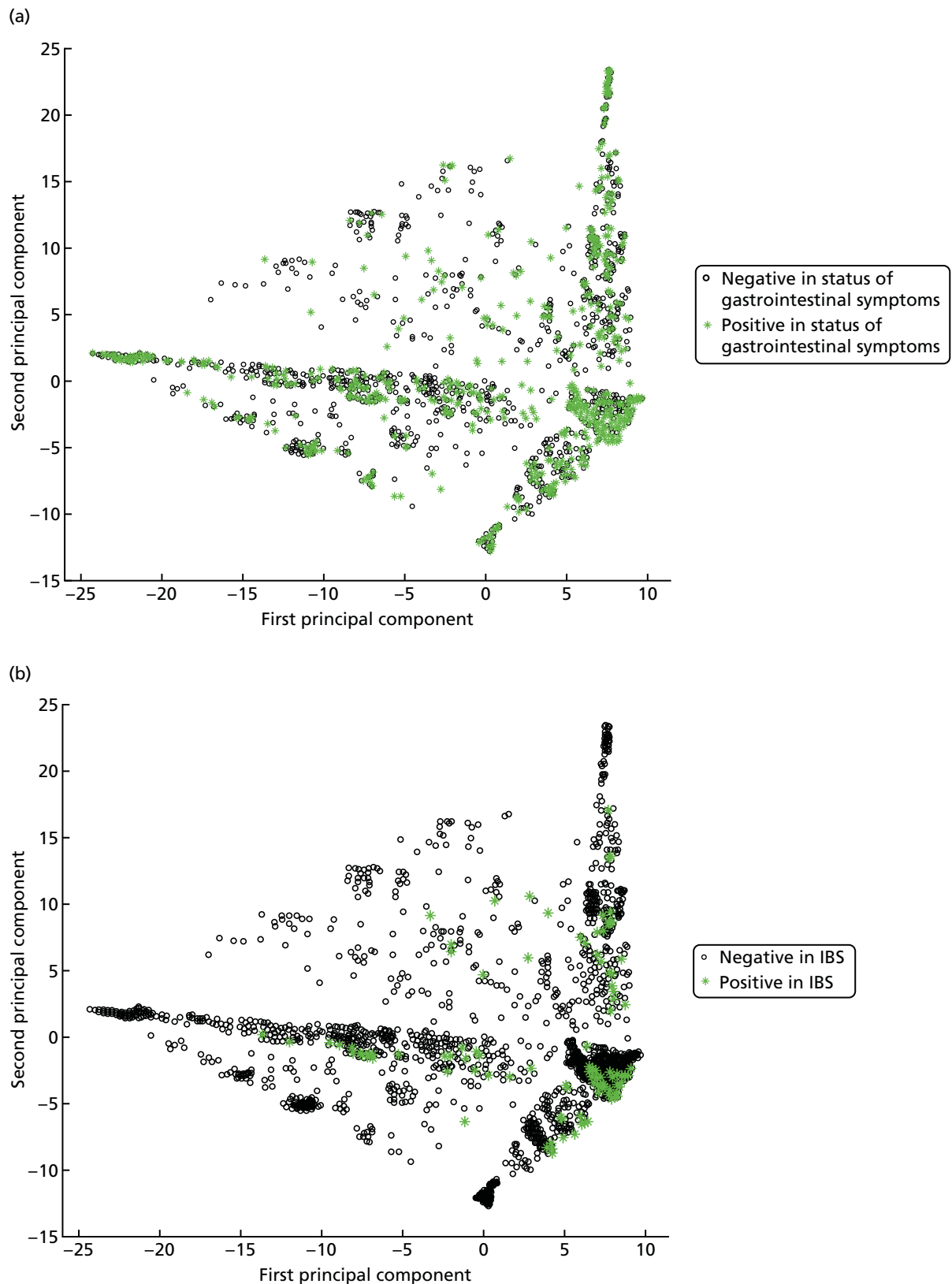


FIGURE 11 A representation of all diagnosis information collected in 2009 for patients from three GP surgeries in Salford. (a) any patients showing gastrointestinal symptoms are shown in green and (b) patients with a diagnosis of IBS are shown in green.

We looked next in diagnosis space to determine if IBS patients clustered in any way in this space. Here the findings were less clear cut. There was no unique cluster of IBS patients. However, this is unsurprising, as patients with IBS are known to display a range of other symptomatology. There were concentrations of IBS patients associated with infectious disease, genitourinary problems and nervous system disease. The links with infectious disease and nervous system disease have been highlighted previously,⁸⁹ and it is reassuring that we found these associations using this novel methodology. There is less literature about a link between IBS and genitourinary disease. However, this work suggests that this is an area that might be worth exploring further.

In epidemiological studies, case definitions are paramount for describing patients for inclusion in a study systematically. Our analyses of data from the SIR, in particular our inability to define an IBS phenotype, suggest that it is not yet possible to develop case definitions for primary care-based research studies of IBS patients using Read Codes. To do so would require a more rigorous, standardised approach to implementing Read diagnostic coding in primary care.

Risk assessment study (study 2)

It has been reported that over half of patients with IBS have consulted their GP within the past 6 months.⁹⁰ A significant proportion (approximately 30%) of patients consulting their GP with FGID go on to develop chronic symptoms.⁸⁰ However, it might be possible to predict those at risk of having persistent symptoms in patients with gastrointestinal symptoms in primary care.⁸²

A previous study found that 87% of patients exposed to a small number of factors at the time of initial consultation had persistent gastrointestinal symptoms at 6 months. These factors included higher levels of psychological distress, no change in diet, symptom duration, no recent gastroenteritis and interrupted activities as a result of bowel problems. Consequently, it may be possible to use a simple screening tool to identify patients at risk of persistent symptoms in the future.⁸²

The current study aimed to test this finding prospectively in a larger-scale study. If the finding was replicated it might be possible to stratify patients into those at low and high risk of persistent symptoms and to fast-track those at risk of doing worse to therapies that are known to be effective, such as CBT or hypnotherapy. In turn, this should lead to less distress and lower health-care utilisation for these patients in the longer term.

Aim

The aim of this study was to test the validity of the risk assessment questionnaire for predicting symptom distress in patients with IBS.

Methods

Design

The risk assessment study was a 12-month prospective case-cohort study in which patients consulting their GP with newly identified (incident) or existing (prevalent) IBS were recruited prospectively in order to validate the risk assessment questionnaire.

Setting

Initially we approached those practices that had a service-level agreement with the Greater Manchester Comprehensive Local Research Network. We then took a staged approach to roll the study out to general practices within Greater Manchester.

Study population

Patients consulting their GP for existing (prevalent) or new episodes (incident) of IBS.

Sample size calculation

The sample size calculation was based on separate samples of newly diagnosed and prevalent (i.e. existing) patients. Assuming an intracluster correlation coefficient of 0.05, 320 patients would be required to provide a 95% CI of ± 10 points or less for true sensitivity of $\geq 70\%$. The CI for an equivalent level of specificity is considerably smaller ($\pm 6\%$). Assuming a dropout rate of approximately 25%, 420 newly diagnosed and 420 prevalent (i.e. existing) participants would be required.

Recruitment method: via consultation

General practitioners were asked to invite potential participants to take part in the study during their consultation for IBS and forwarded a permission to contact slip for those participants who expressed an interest in taking part to the study team.

During the consultation, GPs were asked to recruit patients with new or prevalent cases using the following definitions.

1. New diagnoses of functional lower gastrointestinal symptoms were defined clinically as a patient reporting symptoms for at least 3 months but less than 1 year by using Read Codes for:
 - i. IBS
 - ii. bloating
 - iii. AP
 - iv. diarrhoea
 - v. constipation
 - vi. change in bowel habit.

2. Prevalent episodes were defined clinically as patients with an onset of functional lower gastrointestinal symptoms/IBS more than 1 year ago for:
 - i. IBS
 - ii. bloating
 - iii. AP
 - iv. diarrhoea
 - v. constipation
 - vi. change in bowel habit.

In addition, patients had to meet the following inclusion criteria:

- adults aged > 18 years
- must have consulted the health-care team in the past 3 months for functional lower gastrointestinal symptoms/IBS as defined at (1) and (2) above.

Exclusion criteria

The following are exclusion criteria for both new and prevalent episodes:

- patients with a terminal illness
- patients who do not speak English and for whom a suitable interpreter is not available
- patients with severe mental incapacity
- patients with known chronic gastrointestinal disorders:
 - IBD (Crohn's disease and ulcerative colitis)
 - coeliac disease
 - cystic fibrosis
 - surgical obstruction

- patients with NICE 'red flag' indicators:
 - unintentional and unexplained weight loss
 - rectal bleeding
 - a family history of bowel or ovarian cancer
 - a change in bowel habit to looser and/or more frequent stools persisting for > 6 weeks in a person aged > 60 years
 - anaemia
 - abdominal masses
 - rectal masses
 - raised inflammatory markers.

Recruitment method: Read Code searches

Owing to the difficulties recruiting patients via consultation, GPs were asked to conduct a Read Code search to identify participants. Initially we focused on those practices that had not referred any patients and assistance from the Primary Care Research Network (PCRN) was offered. GPs were asked to screen participants to ensure their suitability for the study.

For the Read Code searches in practices, the inclusion criteria differed slightly from those for GPs who recruited patients via the consultation. Practices were asked to recruit patients on the basis of the IBS Read Code, by identifying those who had received this code within the last 10 years, but patients must have consulted their GP within the past 3 months for functional lower gastrointestinal symptoms (e.g. bloating, AP, diarrhoea, constipation or change in bowel habit). By restricting the search to those who had received the IBS label within the last 10 years and who had consulted recently for lower functional gastrointestinal symptoms, it was felt that this would produce a more manageable number of patients and, therefore, reduce the burden on practices.

Potential participants were sent a study pack containing an invitation letter (either from the GP or the research team), study information sheet, questionnaire and consent form. Those participants who wished to take part in the study were asked to complete the consent form and return it with the questionnaire to the research team. Those who did not wish to participate were asked to return a blank copy of the questionnaire. One reminder was sent to non-responders after approximately 2 weeks. Participants were followed up at 3, 6 and 12 months. One reminder was sent to non-responders after approximately 2 weeks.

Questionnaires

Practice questionnaire

Practices that agreed to take part in study 2 were asked to complete a short questionnaire about the characteristics of their practice. This included details on the number of male and female partners, assistants, retainers, salaried GPs and practice nurses working full or part time; numbers of patients on the practice list; and the number of sites that the practice operated from. Practices were also asked to describe the type of location of their practice (rural, semi-rural, suburban, town/city or inner city), as well as the type of practice population (deprived, mixed – poor, average, mixed – well off or affluent). Finally, they were asked about their contract: General Medical Services, Personal Medical Services, Alternative Provider Medical Services or other; and whether or not the practice was a teaching/training practice.

Patient questionnaire

This consisted of the risk assessment questionnaire, the General Health Questionnaire (GHQ), IBS Symptom Severity Scale, Irritable Bowel Syndrome Quality of Life Questionnaire (IBS-QOL) and the EuroQol-5 Dimensions, three-level version (EQ-5D-3L), as well as patient demographics (see *Appendix 4*).

The risk assessment questionnaire consisted of the following questions:

- When your symptoms occurred how long did they last? (≤ 2 hours or less, > 2 hour)
- When your symptoms occurred had you changed your diet? (yes, no)
- Did you (i) have gastroenteritis or food poisoning (yes, no) or (ii) have contact with anyone with diarrhoea and vomiting? (yes, no)
- Have your activities (e.g. work or social activities) been interrupted in the last year because of problems with your bowels? (yes, no)

Participants were asked to answer the questions thinking about the symptoms they consulted their GP with most recently.

Participants were also asked to complete the 12-item GHQ.⁹¹ The GHQ is a self-administered questionnaire aimed at detecting psychological distress. It consists of 12 questions in relation to symptoms or behaviours, which participants are asked to score from four categories ranging from 'not at all' to 'much more than usual'. Scores are then summed for each of the 12 items to produce a total score out of 12, with higher scores representing increasing levels of distress.

The scoring for the risk assessment tool was based on participants' responses to the above questions (see *Appendix 5*).⁸² In addition, those who scored ≥ 3 on the GHQ were scored an additional point on the risk assessment tool. Thus, participants were given a total score (0–5).

The IBS Symptom Severity Scale⁹² is a four-item questionnaire. Participants are asked to score on individual visual analogue scales the severity of their AP and distension, satisfaction with bowel habit and interference with life in general. They are also asked how many days out of the last 10 days they had AP. They are given a total score up to a maximum of 500. Those with a score of < 75 are considered healthy patients, 75–174 indicates mild IBS, 175–299 moderate IBS and ≥ 300 severe IBS.

The IBS-QOL⁹³ is a 34-item questionnaire that asks participants to provide responses to statements about their bowel problems over the last 30 days. Responses range from 'not at all' to 'extremely'. The IBS-QOL produces an overall score and eight subscales, including dysphoria, interference with activity, body image, health worry, food avoidance, social reaction, sexual and relationships. Scores are transformed to a 0–100 scale ranging from poor quality of life (0) to maximum quality of life (100).

The EQ-5D-3L^{58,59} is a self-administered standardised measure of health status. It consists of five dimensions: mobility, self-care, usual activities, pain/discomfort, anxiety/depression. Participants are asked to rate each of these dimensions as having no problems, some problems, extreme problems. Participants are also asked to indicate their own health state today by completing a visual analogue scale from worst (0) to best imaginable health (100).⁵⁹

The questionnaire also contained questions in relation to age, gender, postcode (as a measure for socioeconomic status), ethnicity, occupation and employment status. Follow-up questionnaires at 3, 6 and 12 months consisted of the IBS Symptom Severity Scale, GHQ, IBS-QOL and EQ-5D-3L.

Data cleaning and validation

Questionnaires were entered into the study database; data were double entered and checked. This process did not reveal any systematic data entry discrepancies. Frequencies and cross-tabulations were run to check for out-of-range values and data inconsistencies.

Analysis

Responders versus non-responders

Where possible, anonymised data were collected on non-responders, to provide comparison between participants and non-respondents. These data included age, gender and postcode sector. IMD scores were

derived using GeoConvert (UK Data Service Census Support, Colchester, UK),⁹⁴ which provides an IMD score for individual postcodes. For those non-responders identified via Read Code searches, we had information only on postcode sector rather than full postcode. To ensure comparability between responders and non-responders, we used postcode sector for both groups. For each postcode sector GeoConvert was used to obtain a list of postcodes within that postcode sector and assigned an IMD score based on the weighted mean of the postcodes within that postcode sector.

Referrals and response rates

Referrals and response rates were reported for those recruited via the consultation and Read Code searches.

Sensitivity and specificity

Receiver operating characteristic curve analysis was used to examine the ability of the risk assessment questionnaire to predict patients classified as having severe IBS according to the irritable bowel severity scoring system 3, 6 and 12 months later. Sensitivity and specificity were calculated for a range of cut-off points on the questionnaire, from which it was determined whether or not a cut-off point existed that yielded adequately high levels of both sensitivity and specificity. Positive predictive values were used to assess the extent to which those patients rated as high risk by the risk assessment tool went on to have high symptom distress.

Comparison of participants at baseline, 3 and 6 months

Symptom distress, IBS quality of life and EQ-5D scores were presented for all participants at baseline (unmatched), as well as for those who completed the questionnaire at baseline and at 3 and 6 months (matched). We do not report changes at 12 months because responses were not collected from all participants.

Results

Referrals

A total of 58 individual practices were recruited. *Table 16* gives further details of practices recruited to the study.

The majority of practices recruited described their location as suburban (48%) or town/city (35%). The population type was described as average by 43% of practices, deprived or mixed (poor) by 33% and mixed (well off) or affluent by 24% of the practices. The majority of practices worked under a General Medical Services contract (62%) and were training practices (69%). The mean list size was 7166 patients, ranging from 1344 to 16,583 patients. The median number of full- and part-time GP partners was two and the median number of full- and part-time nurses was zero and one, respectively.

Of the 58 practices recruited to the study, 34 referred patients to the study either via permission to contact slips or through the use of Read Code searches. In total, there were 606 referrals to the study, of which just over half ($n = 325$, 54%) were referred via practices using permission to contact slips (*Table 17*). The remaining 281 (46%) referrals were made through the use of Read Code searches at the practice. The mean number of referrals from all practices was 10 and ranged from zero referrals to 207 referrals from one practice.

Response rates

Of those referred to the study, 257 patients from 30 different practices agreed to take part (the overall response rate was 42%). The response rate was higher among those patients who were identified via the consultation (47%) than among those who were identified via Read Code searches (37%). For those practices that recruited patients to the study, the mean number of patients recruited was nine, the mode was one and the number of patients recruited ranged from 1 to 94 from one practice.

TABLE 16 Practice demographics (*N* = 58)

Practice demographic variable	Number of practices	% of practices
Location		
Rural/semi-rural	4	7
Suburban	28	48
Town/city	20	35
Inner city	6	10
Population type		
Deprived	8	14
Mixed: poor	11	19
Average	25	43
Mixed: well off	12	21
Affluent	2	3
Type of contract		
General Medical Services	36	62
Personal Medical Services	20	35
Alternative Provider Medical Services	2	3
Teaching practice		
Yes	40	69
No	18	31
Practice list size (mean)	7166	

TABLE 17 Referrals and response rates by method of recruitment

Referral method	Referrals, <i>n</i>	Responders, <i>n</i> (%)
Via consultation	325	153 (47)
Via record search	281	104 (37)
Total	606	257 (42)

Completed responses at 3, 6 and 12 months were received from 188 (73%), 161 (63%) and 73 (28%) participants, respectively. Owing to time constraints, complete 12-month data were not available for all participants; of those who posted a 12-month questionnaire, the response rate was 60% (73/121). Of those who returned the initial questionnaire, 54 (21%) completed the initial questionnaire only, 38 (15%) completed the initial and 3-month questionnaires, 82 (32%) completed the initial, 3- and 6-month questionnaires and 65 (25%) completed the initial, 3-, 6- and 12-month questionnaires. A further 18 (7%) participants completed the initial questionnaire but missed one or more follow-up questionnaires.

Table 18 shows the patient characteristics for those recruited to the study. The majority of participants were female (80%) and white (88%). The mean age was 41 years and the mean IMD score was 23.65.

TABLE 18 Patient characteristics

Patient demographic variable	Participants, <i>n</i> (%)
Gender	
Female	206 (80)
Male	51 (20)
Age group (years)	
16–24	56 (22)
25–34	63 (25)
35–44	34 (13)
45–54	37 (14)
55–64	29 (11)
≥ 65	37 (14)
Age (years), mean (SD)	41.3 (17.9)
Ethnic origin	
White	225 (88)
Mixed	5 (2)
Asian or Asian British	14 (5)
Black or black British	7 (3)
Other	4 (2)
Missing	2 (1)
IMD score, mean (SD)	23.65 (13.95)
SD, standard deviation.	

Responders versus non-responders

Demographic data were available for 81% of non-responders (281/345). Males were less likely to respond (56%) than females (52%), and non-responders tended to be slightly younger (39.8 years) than responders (41.3 years). These differences were not statistically significant. There was also no significant difference in the mean IMD scores for responders and non-responders based on the postcode sector analysis (24.9 vs. 26.5, respectively).

Sensitivity, specificity and positive predictive values

Table 19 shows the number and percentage of participants by symptom severity and risk assessment score at baseline, and at 3, 6 and 12 months. At baseline, one-quarter of participants were classified as having severe symptom distress; this proportion fell to about 15% at each of the follow-up periods. The majority of participants scored 4 or 5 on the risk assessment tool at each time point.

Table 20 shows the results from the receiver operating characteristic curve analysis. A score of ≥ 4 on the risk assessment tool yielded the best cut-off point to predict severe symptom severity at follow-up; however, the number of participants included in the analysis was much lower than that proposed in the original sample size calculation and included both those with prevalent and incident IBS. At 3 and 6 months, sensitivity (the probability that the score on the risk assessment tool was high when symptom severity was severe) was $> 80\%$, but specificity (the probability that the score on the risk assessment tool was low when symptom severity was not severe) was low (36% and 42% at 3 and 6 months, respectively). Positive predictive values (the probability that symptom severity was severe when the score on the risk assessment tool was high) was poor (approximately 20%) at all three time points.

TABLE 19 Number and per cent of participants by symptom severity and risk assessment score

Risk assessment score	Symptom severity scale			
	Severe (300–500)		Not severe (0–299)	
	<i>n</i>	%	<i>n</i>	%
Baseline				
4 or 5	50	32.1	106	67.9
1–3	11	12.6	76	87.4
Total	61	25.1	182	74.9
3 months				
4 or 5	23	19.3	96	80.7
1–3	4	7.0	53	93.0
Total	27	15.3	149	84.7
6 months				
4 or 5	20	21.5	73	78.5
1–3	4	7.1	52	92.9
Total	24	16.1	125	83.9
12 months				
4 or 5	8	19.0	34	81.0
1–3	3	10.0	27	90.0
Total	11	15.3	61	84.7

TABLE 20 Sensitivity, specificity and positive predictive values for the risk assessment tool at 3, 6 and 12 months

ROC curve analysis value	Time point, <i>n</i>		
	3 months	6 months	12 months
<i>n</i>	176	149	72
Area under the curve	68	62	70
Sensitivity	85	83	73
Specificity	36	42	44
Positive predictive value	19	22	19

ROC, receiver operating characteristic.

Comparison of participants at baseline and at 3 and 6 months

Of those who completed the baseline questionnaire, 147 (57%) participants also went on to complete questionnaires at 3 and 6 months.

Figure 12 shows the IBS-QOL subscales and overall score for those participants who completed the baseline questionnaire and did not have matched data for 3 and 6 months' follow-up (baseline unmatched) and those with matched data for baseline, 3 and 6 months. Those with unmatched data tended to have lower scores on all subscales and on the overall IBS-QOL scale. At all time points the lowest scores were reported on the food avoidance subscale and were highest on the relationship subscale. The data also suggest that there were small improvements in most HRQoL subscales over time.

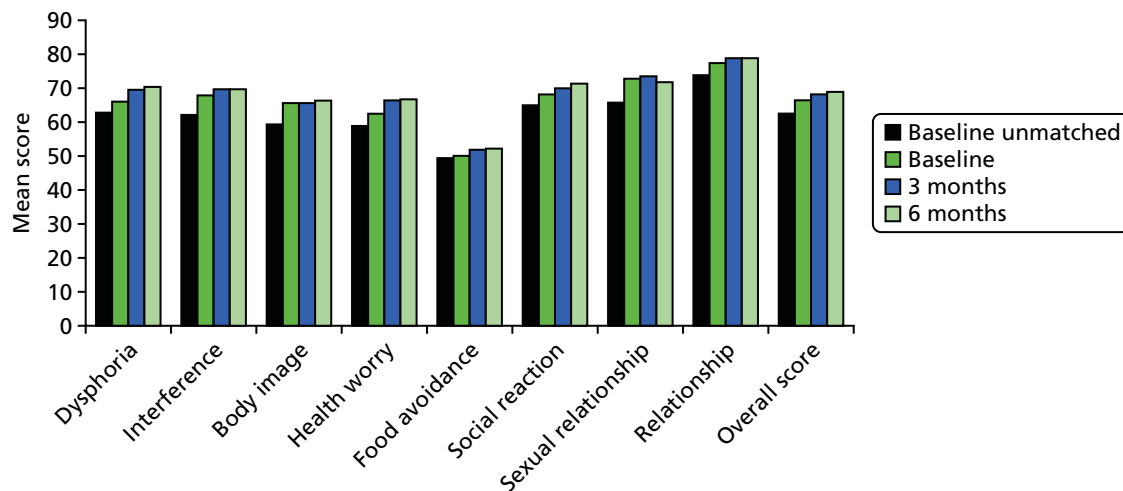


FIGURE 12 Irritable Bowel Syndrome Quality of Life Questionnaire subscales. Higher values indicate better HRQoL.

Likewise, *Figure 13* shows the data for participants according to their symptom severity classification. The proportion of patients within each category was similar for both matched and unmatched participants at baseline, with the majority being classified as having moderate disease. The proportion of those with moderate and severe disease fell at 3 and 6 months, as more participants reported disease remission or mild disease.

Figure 14 shows the proportion of patients reporting problems (some or extreme problems) on the individual EQ-5D scales. The majority of patients reported no problems on the mobility and self-care scales, about one-third reported problems with their usual activities and a much larger proportion reported problems with pain and/or discomfort or with anxiety and/or depression. The chart suggests that there was a small improvement in the usual activities, pain/discomfort and anxiety/depression scales at 3 months' follow-up, but this was less obvious at 6 months' follow-up.

Discussion

Summary of findings

The number of patients recruited to the study was much lower than anticipated. However, we were able to calculate sensitivity and specificity based on the sample recruited. The risk assessment tool appeared to be sensitive in predicting those participants with severe disease; however, it was not specific in predicting those without severe disease. Patients reported reduced quality of life; however, the data suggested that there were modest improvements over time.

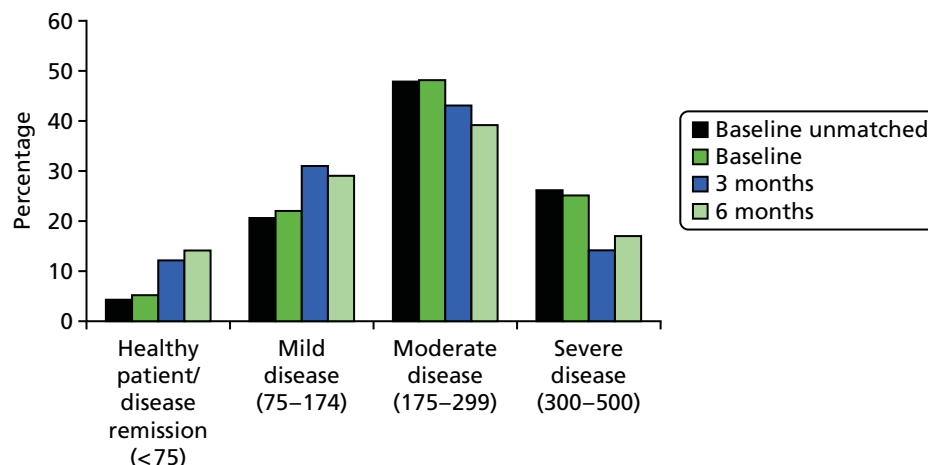


FIGURE 13 Symptom severity classification.

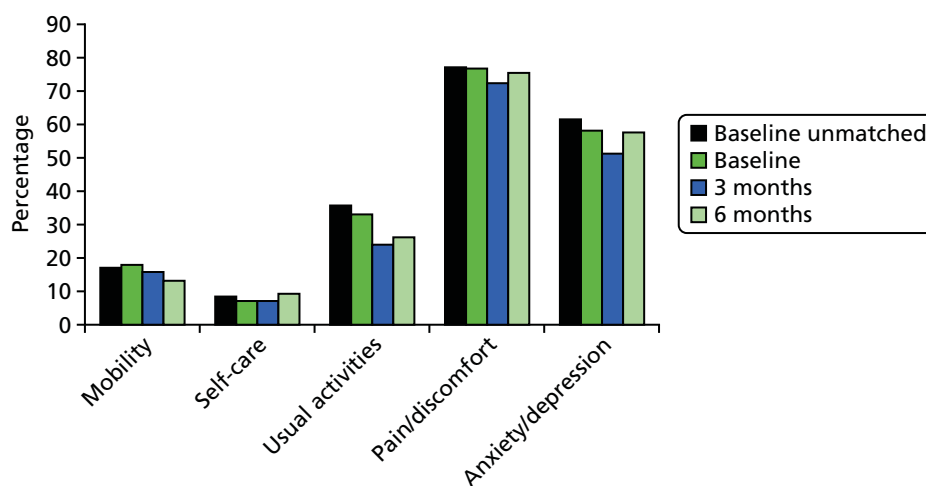


FIGURE 14 Per cent reporting problems on EQ-5D scales.

Strengths and limitations of the study

The main strength of this study was the large number of practices that agreed to take part. Practices were recruited from across Greater Manchester and, therefore, covered a wide geographical area. However, despite the large number of participating practices, the number of referrals to the study was disappointing. Initially, GPs were asked to recruit patients during the consultation and we therefore relied on GPs to remember about the study during the consultation. For a small number of practices this method worked well, but the majority of practices did not refer any patients via this method. This recruitment strategy was later supplemented with Read Code searches at a number of practices. As a result, recruitment to the study was boosted to some extent, but not all practices agreed to carry out a Read Code search despite the offer of assistance from the local PCRN. An inadvertent and unexplained limitation of the current study was selection bias, as the majority of referrals came from a single practice, which is likely to affect the validity of the results. This practice was a particularly large one, with a large student population.

Why is the prevalence of irritable bowel syndrome so low?

Even with the use of Read Code searches, the prevalence of IBS was much lower than expected when compared with the literature. Prevalence estimates of IBS in Western countries range from 2% to 22%.⁹⁵ More specifically in the UK, a questionnaire survey estimated IBS prevalence to be 10.5%.⁹⁰ However, estimates of the prevalence of IBS are likely to be influenced by a number of factors, including the criteria used, population studied, mode of study delivery and type of prevalence estimate.

Prevalence estimates reported in the literature vary widely depending on the diagnostic criteria (e.g. Kruis,⁹⁶ Manning⁹⁷ or Rome I,⁹⁸ II⁹⁹ or III⁴). A study across eight European countries with > 40,000 participants reported that the overall prevalence of IBS was 11.5%; however, only 2.9%, 4.2% and 6.5% of participants met the Rome II, Rome I or Manning criteria, respectively.¹⁰⁰ The usefulness of diagnostic criteria is frequently debated, and they tend to be of little relevance within primary care, as few GPs use them to make a diagnosis. We adopted a symptom-based approach to identify patients consulting with IBS within primary care and, therefore, we would have expected the prevalence of IBS to be higher than in those studies using formal diagnostic criteria such as Rome II.⁹⁹ However, there are a number of further possible explanations.

First, many studies used to estimate the prevalence of IBS have been self-reported questionnaire surveys and are therefore likely to overestimate the proportion of patients who have been formally diagnosed with IBS. Nevertheless, Wilson *et al.*⁹⁰ reported that over half of patients with IBS consulted their GP within the past 6 months. In addition, Rey and Talley⁹⁵ suggest that consultation rates are higher in more recent studies owing to increasing public awareness. They suggest that 30–70% of patients have consulted their GP owing to their symptoms in the previous year. Furthermore, a survey of UK GPs also suggests that IBS is

not an insignificant problem.³ Based on the Read Code searches, we were able to calculate an estimate of IBS prevalence in a 3-month period. This was estimated at 0.2%, and it ranged from 0.03% to 0.4% across practices. However, patients recruited via the Read Code searches had to have had the IBS Read Code recorded in the last 10 years and to have consulted within the past 3 months for symptoms of abdominal pain, bloating, constipation, diarrhoea or change in bowel habit. Despite this, the rate was much lower than expected.

Second, IBS or gastrointestinal symptoms are not a part of the QOF, a scheme that incentivises practices and rewards them according to how well they care for patients. Consequently, they are not likely to be a priority for GPs.

Third, GPs may be reluctant to code patients for IBS or lower gastrointestinal symptoms. One reason for this may be the uncertainty of the diagnosis. Although IBS is no longer regarded as a diagnosis of exclusion, and NICE has produced guidelines,⁸¹ GPs may still take a 'diagnosis of exclusion' approach. As a result, GPs may not use Read Codes when they first consult and use other Read Codes or free-text fields. Consequently, if patients disengage with primary care they would not receive an IBS label.

The predictive value of the risk assessment tool

We were able to calculate sensitivity, specificity and positive predictive values for the risk assessment tool based on the data collected. Based on a cut-off point of 4 on the risk assessment tool, it was possible to obtain sensitivity values of > 80%. However, specificity was around 40% and the positive predictive value was only about 20%. Therefore, the tool appeared to be quite good at predicting those who did actually have severe IBS, but was not good at predicting those that did not actually have severe IBS. However, the small number of patients recruited to the study meant that the study was underpowered. The sample size calculation estimated that a sample size of 420 prevalent and 420 incident cases would be required in order to detect an effect. Early on it became apparent that we would not be able to recruit incident cases to the study because of the difficulties in establishing a diagnosis and the fact that many patients present with longstanding symptoms. Indeed, of the 257 patients recruited to the study, 95% reported having symptoms of > 3 months' duration. As a result, the study was expanded to include prevalent cases; however, difficulties with recruitment persisted. Despite these difficulties, it is questionable whether or not such a tool would be useful in predicting which patients have severe disease at a later stage.

Natural history of irritable bowel syndrome

The data suggest that patients with IBS have poor HRQoL, as measured by the IBS-QOL and the EQ-5D. These findings are comparable with those reported in the literature.¹⁰¹ Those patients who did not complete the questionnaire at all three time points tended to score lower on these measures at baseline. Data from participants who completed the baseline, and 3- and 6-month questionnaires tended to suggest that there were small improvements in the IBS quality of life, symptom severity scores and EQ-5D over time. Although we did not formally test these differences, this appears to contrast with previous findings of no significant difference in the IBS-QOL subscales and overall score from baseline to follow-up 3 months later.¹⁰¹ No specific intervention was administered in that study. Similarly, in our study, no specific intervention was administered between baseline and 3 and 6 months. However, GPs were asked to recruit patients during the consultation and it may be that treatment prescribed during the course of that consultation resulted in improved outcomes for patients. Alternatively, these improvements may simply reflect the fluctuating nature of the condition.

Owing to the problems with recruitment, we felt that it was important to gather the views of GPs about the management of IBS in primary care. We therefore proceeded to the qualitative study to explore how GPs diagnose and manage patients with IBS (study 3). We also decided to investigate further the patient profiles of patients with gastrointestinal symptoms (IBS, AP and IBD) using data from the SIR (study 4).

Qualitative study (study 3)

The NICE guideline for IBS⁸¹ emphasises establishing a positive diagnosis, identifying symptoms that require prompt referral, but avoiding unnecessary investigations and referrals, and working in partnership with the person with IBS.

There is evidence of dissatisfaction and frustration experienced and voiced by patients and doctors alike, arising from uncertainties in aetiology and diagnosis, ineffective treatments and a mismatch between GP and patient explanatory models.^{102,103} This may lead to negative stereotyping of patients with IBS by doctors,¹⁰² and for patients it may lead to a breakdown in trust and disengagement from services.¹⁰⁴

Patients and GPs may share similar views on aetiology and symptomology, but differ in the treatment approaches found acceptable.¹⁰⁵ GPs can hold hostile views about patients with IBS who are frequent attenders and do not improve.¹⁰³ There is little previous work on how a diagnosis of IBS is made in primary care and how this label is applied. Only a small proportion of IBS cases, as recorded in medical records, meet case definition criteria, suggesting that diagnosis in primary care may be problematic.¹⁰⁶

Aim

The qualitative study aimed to explore how GPs currently diagnose and manage IBS and their attitudes towards the use of a predictive, risk assessment tool within general practice.

Methods

Design

Face-to-face, in-depth, semistructured interviews were conducted with GPs in north-west England who were participating in the study of the risk assessment tool. Data were collected between March and December 2011.

Sampling

General practitioners from practices invited to take part in the validation of the risk assessment tool were invited to participate in a semistructured interview. Purposive sampling was used to maximise the variation of the sample in terms of age, length of experience, ethnicity, practice size and location. Recruitment was continued until theme saturation was reached.

Data collection

Interviews were conducted, with written consent, at GP premises by two of the researchers. Interviews lasted between 20 and 70 minutes (mean duration 42 minutes). The topic guide was developed from review of the existing literature and discussion within the research team. The topic guide, designed to be used flexibly, was modified in the light of emerging themes. The main areas explored were GPs' views on the aetiology of IBS, how the diagnosis of IBS is made, how GPs explain IBS to patients, treatments offered and the potential usefulness of a tool to predict chronicity.

Interviews were fully transcribed. Data coding was by constant comparison across interviews by individual researchers and emerging themes were agreed through discussion among all authors from different professional backgrounds (academic primary care, health services research, epidemiology). An iterative approach to data collection and analysis was taken: coding and conceptual categories were constantly reviewed and refined in the light of new interview data and ongoing discussion in the research team. The topic guide was modified to allow for further exploration of emerging themes. NVivo 9 (QSR International, Warrington, UK) was used to store and manage the data.

Results

Nineteen interviews with GPs were conducted (*Table 21*). Seventeen GPs had agreed to recruit patients for the larger programme. Two GPs agreed to be interviewed but the practice declined to participate in the main study.

TABLE 21 Details of GPs interviewed

GP demographic variable	Number of GPs
Gender	
Male	11
Female	8
Age group (years)	
30–39	7
40–49	5
≥ 50	7
Ethnic origin	
White	13
Asian/Asian British	5
Black/black British	1
Status	
Principal	17
Salaried	2
Type of practice	
Inner city	2
Urban	9
Suburban	8
Mean (range) years in practice	15.4 (4–28)

The following themes are presented: understanding IBS, making the diagnosis, explaining the label, management strategies, frequent attenders or disengagers and the utility of a risk assessment tool. Data are presented verbatim from transcripts and identified by a code attributed to the respondent.

Understanding irritable bowel syndrome

All GPs recognised the existence of IBS as a syndrome, a collection of symptoms, affecting different people in different ways.

I do think it exists, I really do. I think people's lives can be made – it's a label isn't? People who have got constipation predominant IBS might – you could just call them constipated. It's a real condition, people get a lot of pain from it. There are people that seem to get more anxious about it. But we all get a dodgy tummy if you've got an exam or something like that. So I definitely think it exists.

GP 11

General practitioners described IBS as a complex condition with a biopsychosocial aetiology, alluding to the notion of susceptibility, triggers and precipitants, with patients often presenting symptoms related to 'stress' and lifestyle.

I think there's a lot of psychology with irritable bowel, not that necessarily the psychology causes the irritable bowel but I think for a fairly benign condition it can cause a lot more upset than you'd expect.

GP 9

General practitioners defined IBS by the lack of demonstrable organic pathology and focused on abnormal behaviour of the bowel.

I think it is an exclusion of other pathology, but it's often a change in bowel habit, people become constipated, they get increased frequency of bowel motions, bloatedness, colicky abdominal pains, sometimes I think there's a bit of reflux associated with that, with IBS.

GP 11

So they'd be likely to have, sort of, crampy abdominal pain with bloating, sensitive to bowel disturbance whether it be diarrhoea, constipation, erm, nausea, erm, those types of symptoms, but none of the serious red flag-type symptoms, not usually any sign of any bleeding from the back passage, no sign of weight loss, erm, and that type of pain, sort of, colicky pain.

GP 1

General practitioners were aware of the chronicity of IBS, with the potential for 'flare-ups'.

. . . well irritable bowel syndrome often it just flares up, they come and they get their month of Mebeverine, they take it and then they're not troubled for another year.

GP 14

Some GPs alluded to their own experiences, which made symptoms in patients more real and more understandable.

I think I've dealt with it so much, I've experienced it as well and so I think when you've experienced it you know how severe some of the symptoms can be.

GP 11

Making the diagnosis

General practitioners suggested that the first step in making the diagnosis and managing people with IBS is ensuring that the patient's concerns are listened to.

. . . it helps just to reassure the patient that you're taking the symptoms seriously. I think that's probably the biggest worry they have, because when you have some functional symptom and you've nothing to show the doctor, it's almost inevitable that you're going to wonder whether he'll take it seriously . . .

GP 3

Some GPs described a traditional doctor-led encounter driven almost entirely by clinical factors, but most portrayed a two-way process in which their actions are shaped by the patient's expectations. Most GPs were aware of the NICE guideline⁸¹ for IBS and the suggestion that the diagnosis should be made in a positive manner, considering the symptoms which pointed towards the diagnosis. Many GPs felt uncomfortable with this approach and, although few described referring to secondary care unless there were clear 'red flag' symptoms, they described IBS as a diagnosis of exclusion, driven by investigations and their normality, and the diagnostic process as tentative and iterative.

So to a certain extent there's always a degree of diagnostic uncertainty because . . . although I know the term isn't really favoured any more, but pretty much it's a diagnosis of exclusion.

GP 18

The iterative process of diagnosis, by exclusion of sinister symptoms, was described as the approach taught to them in medical school.

So now it's very difficult, yeah, I read the NICE guidelines and it is about positive, it's not a diagnosis of exclusion any more, it's about positive symptoms. I've read all that but it's still very hard to go away from something that was drummed in.

GP 11

General practitioners suggested that they made a diagnosis based on the patient response to treatments.

... and, you know, their full blood count would be alright, their coeliac screen would be negative, erm ... and then we'd ... you know, I'd often give them a trial of Mebeverine or something and that quite often does help, and then they just stay on that.

GP 14

The majority of GPs reported that they did not initially add a Read Code for IBS to the patient record, but delayed until they were more confident in the diagnosis. Thus, codes such as 'abdominal pain', 'diarrhoea' or 'constipation' would remain on the patient record, rather than IBS, and patients who do not return with their gastrointestinal symptoms would not be coded as having IBS.

I'd probably put a symptom as the coding on the computer at that stage; the most predominant symptom, but if the patient has come in with the same sorts of things over and over again and it's looking very much like IBS, and it responds to IBS type treatment, then I'd code it.

GP 1

Explaining the label

General practitioners described various models of IBS, including the metaphor of 'a string of lights that are lighting up randomly rather than in a regular pattern' and 'the bowel as a muscle that can be irritated like any other muscle'. Language often emphasised lack of co-ordination or rhythm ('higgledy-piggledy'), and the use of analogies was common. The GPs described tailoring their explanations for the individual patient.

I try and explain that this is a, sort of, not particularly well understood problem, which can have a variety of different causes and can cause quite dramatic symptoms, but, isn't, sort of, generally, sort of, serious in terms of long term, sort of, prognosis.

GP 19

General practitioners suggested that most patients are ready to accept the link between psychosocial issues and bowel symptoms, and may even have considered this before consulting.

Whereas if I involve them throughout the process right from the beginning, er, they adhere to it. I haven't had a single problem with bringing up psychological issues with any of my patients, yeah.

GP 13

Management strategies

All GPs described giving lifestyle advice, particularly around diet, exercise and activity, although most suggested that patients had already tried to modify their diet.

Some patients have already identified it – 'My problems seem far worse when I eat such and such ...' so then we say hang on, why don't you just not eat such and such and see how you do and if they feel that their symptoms have been looked into adequately enough, and they're reassured that it's IBS then they're happy to do that.

GP 18

Some GPs suggested that a focus on the related psychological symptoms initially might lead to improvement in gastrointestinal symptoms.

Then I tend to sort of not label them as IBS straightaway, yeah. I will manage the stress, I will manage their anxiety, I'll manage the depression and see what happens with the symptoms.

GP 13

Despite acknowledging the link between psychological symptoms and IBS, GPs described a reluctance to refer patients with IBS to mental health services, as such resources are scarce and waiting times are long, reserving these interventions for those with more overt mental health symptoms:

We can refer to Mental Health Team for the depression, with the hope that it might help the IBS symptoms at the same time. We couldn't refer primarily for the IBS.

GP 1

Although CBT and hypnotherapy are recommended interventions for IBS in the NICE guideline,⁸¹ some GPs expressed doubt about the evidence base for either intervention.

... the NHS does need to be careful about where it puts its money because ... perhaps we ought to be putting the money into more evidenced-based things.

GP 12

I need to be sort of ... I'm not quite sure of the link between why CBT might work, the connection between the psychological component and the patient's IBS, and CBT. I'm assuming there are studies to show that it does work?

GP 2

General practitioners recognised that patients may not always be satisfied with treatments offered by them or the NHS and may seek complementary therapies, which respondents said they would not challenge if not felt to be harmful.

Um, but yeah, like again, they're placebos, but it's an area where placebos do work. I certainly wouldn't get in the way of anyone who suggested trying something, um, provided it sounded safe. Like if they wanted to try a homeopathic remedy or massage remedy, I'd say 'Yeah, go for it. Why not?'

GP 3

No, I'll say try what works for you. Some of them will be very specific things. Or they buy some seaweed product from a health shop and that works fine. I don't care what works, so long as it's not going to harm them. If they find that going for private acupuncture helps, great. Whatever, I don't care what it is. I just don't want them to be suffering without anything working for them. If they find a solution that's great.

GP 12

Frequent attenders or disengagers?

General practitioners stated that many patients do not return after an initial consultation and attributed this to patients either being satisfied with management or 'putting up with' their symptoms.

But sometimes they just never come back and then you just assume they've got better [laughter].

GP 14

Whether it's that they just manage it or whether it's just that we don't ask them about it anymore and they just put up with it I don't know.

GP 8

However, most GPs described the chronicity of IBS and some suggested that there were a minority of patients who did not improve, attended frequently and were difficult to manage.

I suspect to patients it's a complete nightmare 'cos it's the daily thing of living with it but in general I have to say my experience is that we can help patients but, you know, to improve their quality of life enormously is not necessarily that easy with irritable bowel.

GP 9

A minority of GPs felt there was little that they could offer to patients with IBS.

It's only really if it's . . . if there's no obvious trigger and if it's causing significant impact on their life. That's when it becomes very challenging because I think it's relatively limited what you can do.

GP 6

General practitioners used negative language to describe such patients, suggesting that frequent attenders were 'complainers' or 'mithered', and suggested that, in such circumstances, they might be forced to agree to 'un-necessary' investigations or referrals.

Question: *And if you did refer somebody, what are you expecting from the specialist?*

Answer: *That the patient might not keep hassling me. Usually I would refer, it sounds awful but to get them off my back if they're persistently coming in. I'm really worried, it's not getting better, what can you do? It's not that I think the specialist will do particularly anymore. They might give some advice, but it's probably not going to be different to what I've been able to do myself.*

GP 12

I think the other groups of people who find it hard to accept that their body is giving them symptoms, and who are constantly looking for a cause which they can see on an X-ray or on an ultrasound or something, and who are, who are . . . who don't sort of accept the functional nature, and who are always kind of mithering about wanting more investigations and tests, and then disappointed when they are all normal, and I think that's very difficult, and I do a lot of warning of people that yes, we can do X or Y, my expectation could be normal, so how will you feel if it's normal? Because they sort of pin their hopes on the idea that I'll have a coeliac screen and that will show they've got coeliac disease, and then when they haven't they kind of go, what is it then, you know, that kind of question; so that needs quite careful handling, I think.

GP 4

It was thought that only a minority of patients, however, would become frequent attenders.

And, those with straightforward IBS, with the pattern of our consultation, it makes it easier for us to attend to . . . and, I would say very good, indeed, only a very small percentage fall in the category that are frequent attenders.

GP 15

I mean there are, I guess a subgroup of patients with IBS who are the real sort of somatisers I guess, the real patients that, erm, could be termed doctors heart sink patients, erm, so patients that, that are generally very anxious but are anxious about their health, they're anxious about every little symptom. There is a small group of patients with IBS who fit into that group and so that group of patients have certain patterns, but I wouldn't say that all patients with IBS are like that.

GP 18

Utility of a risk assessment tool in primary care

Despite the recognition that there might be a group of patients who disengaged or who became frequent attenders, GPs did not feel that a risk assessment tool to predict which patients might become high users of care would have any utility, particularly given the perceived lack of availability of any proven or cost-effective treatments.

But don't we intervene anyway? It's not as if we sit there doing nothing unless we think someone's going to be a high consumer, so what actual outcome is that going to have to me and my practice?

GP 6

Some GPs expressed concern about the practicalities of administering such a tool in a time-limited primary care consultation.

... I can't be doing with having piles of bits of paper, every specialty has got dozens of bits of paper like this and we work across every single specialty, so having bits of paper in the room is a complete loss.

GP 4

... they're a pain though, using questionnaires in consultations because you have to find it, you have to print it off if you've got it on your computer, if you give it to your patient they then ... you can send them away to fill it in but if they fill it in there and that's in a 10-minute consultation.

GP 11

Other GPs suggested that such tools do not fit with the realities of the consultation process, attempting to impose an artificial structure on what ought to be a patient-centred encounter.

... first of all patients don't present in this kind of neat tidy way, they come and they say oh God I feel terrible, oh there is this and there is that and I want to tell you about my toe nails and blah blah, so it doesn't lend itself to that ... what you have to do is listen to what they are saying not force, you know, it's not about asking a series of yes-no questions usually.

GP 4

So the value of a tool to predict which patients might benefit from early intervention for their abdominal symptoms and direct management decisions was perceived to be limited.

Discussion

Summary of main findings

This study illustrates how the perspectives of GPs about the diagnosis and management of IBS influence their views on the value of a risk assessment tool to predict chronicity. GPs reported that IBS is not a difficult condition to diagnose or manage, yet most described reluctance to add the Read Code for IBS to the record. Respondents acknowledged the link between IBS and psychological distress, but were reluctant to refer for therapies such as CBT or hypnotherapy and did not see the value of a risk assessment tool to predict chronicity. Most GPs suggested that patients did not return because their symptoms had settled, rather than because they may be dissatisfied with care.

Strength and limitations of the study

Data are presented from interviews with GPs over a wide geographical area; this purposive sampling enabled us to access a range of views. However, because we employed a theoretical, rather than a statistical, sampling approach, the proportion of GPs holding different views cannot be inferred. Seventeen out of 19 GPs were already taking part in an evaluation of the risk assessment tool for IBS and were possibly more likely to feel comfortable managing IBS. The two GPs who agreed to be interviewed but not to participate in the main study might have been expected to have more negative views about IBS; however, this was not apparent. Data were analysed by researchers from different professional backgrounds, increasing trustworthiness.¹⁰⁷

Comparison with existing literature

The diagnosis of medically unexplained symptoms is often contentious;¹⁰⁸ however, GPs in the current study did acknowledge the existence of IBS and reported that they had no difficulty in diagnosis or management. These findings are similar to published data reporting that compared with pelvic and back pain, IBS was not considered difficult in terms of distinguishing functional from organic disease.¹⁰⁹ When GPs experienced IBS themselves, or knew someone with IBS, it helped them to understand the condition, resonating with studies describing a similar finding in GPs who have first-hand experience of chronic fatigue syndrome.¹¹⁰

Respondents recognised the link between IBS and psychological distress;¹⁰⁹ however, they were uncertain of the benefit of psychological therapies in patients with IBS. It has been reported that GPs in the UK do not refer patients with IBS for psychological treatment,¹⁰⁹ whereas doctors in the Netherlands are more likely to do so.¹⁰²

Although the diagnosis of IBS is often made by excluding red flag indicators, in one study 72% of GPs considered that they were usually, or often, able to diagnose IBS at the initial visit.¹⁰⁹ This contrasts with a previous study reporting that 19% of patients formally diagnosed with IBS had been given the diagnosis on their first visit and 56% after a further 1–5 visits.¹⁰⁰ These studies were conducted prior to the introduction of the NICE guideline⁸¹ for the diagnosis and management of IBS. However, although most GPs in our study were aware of this guideline, many were reluctant to apply a label of IBS to patients. Read Codes were reported as being applied only if the patient reconsults and probably reflecting the fluctuating nature of the condition.¹¹¹

General practitioners emphasised the importance of self-management in patients with IBS and felt that offering advice and reassurance was important in the first instance. Dietary advice was emphasised by respondents, but it is not always appreciated by patients, who are likely to have already tried such measures before consulting.¹⁰⁵

A strong physician–patient relationship and empowering explanations given by GPs are reported to be important to the successful management of IBS.^{112,113} General practitioners often give the problem back to the patient¹⁰² and health-care professionals tend to distinguish between ‘good’ and ‘bad’ patients, with so-called ‘bad’ patients being unaccepting of the diagnosis of IBS, recurrent attenders, demanding further investigations, failing to cope or respond to treatment and resentful of the IBS label and psychological explanations given.¹⁰³ ‘Good patients’, on the other hand, were those who GPs suggested had a sense of relief with the label given and were accepting of the diagnosis.¹⁰³ In the current study, GPs suggested that most patients did not return, attributing this to patients either getting better or learning to live with their symptoms. However, there is evidence to suggest that patients with IBS disengage with services because of dissatisfaction with GP interactions,¹¹⁴ a belief that there is little the NHS can offer, or attributing the onset or worsening of symptoms to previous poor medical care.¹⁰⁴

Of those patients who consult their GP with a FGID, approximately 30% go on to develop chronic symptoms.⁸² Providing a self-help guidebook, designed with the aid of patients, reduces primary care consultations by 60%.¹⁵ In addition, for patients with intractable symptoms resistant to conventional medical therapy, there may be therapeutic benefit from CBT or hypnotherapy.^{16,17} A risk assessment tool may aid GP decisions about the management of patients at risk of poorer outcomes and fast-track them to therapies that are known to be effective, such as CBT or hypnotherapy, leading to lower levels of distress and health-care utilisation in the long term. However, the majority of GPs interviewed did not feel that a risk assessment tool would be useful to them, whereas others felt that it would be impracticable to administer such a tool in a 10-minute consultation.

Implications for future research and clinical practice

Patients might be appreciative of such a tool within the consultation – it may demonstrate that the doctor is taking their symptoms seriously and demonstrate patient involvement in decision-making about treatment. There is a parallel with the use of the Patient Health Questionnaire-9, a tool to which GPs are less receptive than patients,¹¹⁵ and the value of a tool based on prognostic information to determine the appropriate intervention for patients with back pain has been shown to be effective¹¹⁶ but not well used by GPs.¹¹⁷

This study highlights tensions between research evidence identifying the potential role of a risk assessment tool to support primary care management of IBS and GPs’ perspectives that it is not needed. The study reinforces the need to take account of current clinical practice and practitioners’ perspectives and researchers and clinicians should work together when developing research programmes to tackle conditions that create challenges for clinicians.

General practitioner database study (study 4)

As a result of the difficulties in recruiting to the risk assessment study, and in the light of earlier findings, we decided to investigate further the profiles of patients with IBS using data from the SIR.

Aim

The aim of study 4 was to investigate profiles in patients with IBS, IBD and AP; and to explore whether or not GPs follow NICE guidelines for patients with IBS.

Methods

Setting

The setting for this study was Salford, north-west England, with an estimated population of 228,992 in 2010.

Sampling frame

The sampling frame comprised all patients registered with the 52 practices in Salford. Patients may opt out of the SIR; however, the proportion that do so is relatively small.

Data collection and coding

An application was made to NorthWest EHealth requesting details on a cohort of patients based on various codes for gastrointestinal disorders.

The SIR data were obtained for the period January 2002 to December 2011. Information was supplied in two separate files. The first file contained anonymised patient identifiers, gender and year of birth, whereas the second file contained journal entry identifier, anonymised patient identifier, date of journal entry, Read Code description and Read Code. These two files were matched on patient identifier. The file was checked for duplicates and frequencies were run on all variables to check for any anomalies. Duplicate records and patients under the age of 17 years were removed. Read Codes were then recoded into a new variable to distinguish between symptom and/or diagnostic codes, medication codes and referral codes. Ethics permission for this study was granted by the NorthWest EHealth Board (reference number 177) and the individual health-care organisations.

Analysis

For this study we carried out analysis on three patient groups. These were patients with:

1. IBS (Read Codes 14CF. and J521., including any subheadings)
2. AP (Read Codes 196., 197.. and R090., including any subheadings)
3. IBD [Read Codes J4... (without subheadings), J40.. and J41., including any subheadings].

Patients with IBS were our primary group of interest, but we were also interested in how GPs coded patients with similar conditions, to determine whether or not there were any differences in coding practices across conditions. Patients with AP were chosen because it is the main feature of IBS and is required to be present in addition to two other symptoms for a diagnosis of IBS to be given.⁸¹ In addition, we selected patients with IBD because IBD is an organic disorder and patients present with similar symptoms to IBS.

For each group of patients we identified an index episode of IBS, AP or IBD. For each index episode, an index date was created based on the date for that particular journal entry. For each condition we then looked 1 year pre and post the index date to determine:

- i. symptoms/diagnoses recorded pre and post IBS, AP and IBD
- ii. medications prescribed pre and post IBS, AP and IBD
- iii. referrals to gastrointestinal specialists pre and post IBS, AP and IBD.

The index episode was taken as the first occurrence of IBS, AP or IBD. The date of this episode was then used to calculate the number of days between the index episode and all corresponding journal entries for the same patient. Where the number of days was less than or equal to ± 365 , then these were recorded as 1 year pre or post for that particular journal entry. Where the number of days was equal to 0, this was included in the year prior to the index episode for symptoms/diagnoses and included in the year after the index episode for medications and referrals. For the SIR, pre data were based on those with an index episode between 2003 and 2011 (so that only those with a complete year of data available before the index year were included), whereas post data were based on those with an index episode between 2002 and 2010 (so that only those with a complete year of data available after the index year were included).

Symptoms/diagnoses were defined as in *Table 22*.

Medications were defined on the basis of the NICE guidelines⁸¹ and coded as shown in *Table 23*.

Referrals to specialists or for further investigation of gastrointestinal symptoms were defined as shown in *Table 24*.

TABLE 22 Symptoms and diagnosis codes

Symptom/diagnoses	Read Code	Rubric
IBS	14CF.	History of IBS
	J521.	IBS
AP	196..	Type of GIT pain
	197..	Site of GIT pain
	R090.	[D] AP ^a
Bloating	19A..	Abdominal distension symptom
	19B..	Flatulence/wind
	R0734	[D] Bloating ^a
Constipation symptom	19C..	Constipation
Functional constipation	J520.	Constipation – functional
Change in bowel habit	19EA.	Change in bowel habit
	R078.	[D] Change in bowel habit ^a
Diarrhoea	19F..	Diarrhoea symptoms
	19G..	Diarrhoea and vomiting
Functional diarrhoea	J525.	Functional diarrhoea
	J43z.	Chronic diarrhoea
	J4z..	Presumed non-infectious diarrhoea
Nausea	198..	Nausea
Vomiting	199..	Vomiting
Diarrhoea and vomiting	19G..	Diarrhoea and vomiting
Tenesmus	19D..	Tenesmus symptom
Faeces/motions symptoms	19E..	Faeces/motions symptoms
Gastrointestinal infection	A0...	Intestinal infectious diseases
IBD	J40..	Crohn's disease
	J41..	Ulcerative colitis or proctitis

^a The terms in Chapter R – '[D]' are defined in the Read Thesaurus as 'symptoms, signs and ill-defined conditions'.

TABLE 23 Medication codes

NICE medications	Read Code	Rubric
Bulk-forming laxatives	ab2..	Ispaghula husk
	ab3..	Methylcellulose
	ab4..	Sterculia
Stimulant laxatives	ac5..	Docosate sodium
	ac7..	Senna
	ac8..	Sodium picosulfate
	af1..	Rectal laxatives (glycerol, bisacodyl)
	ac1..	Bisacodyl
Faecal softeners	ad1..	Liquid paraffin
Osmotic laxatives	ae4..	Polyethylene glycols
	a12..	Magnesium salts – antacid
	ae2..	Magnesium hydroxide
	ae3..	Magnesium sulphate
	ae7..	Sodium phosphate
Antimotility agents	a81..	Codeine phosphate
	a82..	Diphenoxylate hydrochloride
	a83..	Loperamide: single drug
	a85..	Loperamide: compound preparation
	a842.	Kaolin and morphine mixture
Antispasmodics	a41..	Atropine sulphate
	a45..	Dicycloverine hydrochloride
	a47..	Hyoscine butylbromide
	a4c..	Propantheline bromide
	a4d..	Alverine citrate
	a4e..	Mebeverine hydrochloride
	a4f..	Peppermint oil
Antidepressants		
Tricyclics and related antidepressants	d71..	Amitriptyline
	d91..	Triptafen
	d73..	Clomipramine hydrochloride
	d75..	Dosulepin hydrochloride
	d76..	Doxepin
	d77..	Imipramine hydrochloride
	d79..	Lofepamine
	d7c..	Nortriptyline
	d7f..	Trimipramine
	d7b..	Mianserin hydrochloride
	d7e..	Trazodone hydrochloride

TABLE 23 Medication codes (continued)

NICE medications	Read Code	Rubric
SSRIs	da9..	Citalopram
	daC..	Escitalopram
	da4..	Fluoxetine hydrochloride
	da3..	Fluvoxamine maleate
	da6..	Paroxetine hydrochloride
	da5..	Sertraline hydrochloride
MAOIs	d81..	Phenelzine
	d83..	Isocarboxazid
	d84..	Tranylcypromine
Reversible MAOIs	d85..	Moclobemide
Other antidepressants	gde..	Duloxetine
	da1..	Flupentixol
	daB..	Mirtazapine
	daA..	Reboxetine
	da2..	Tryptophan

MAOI, monoamine oxidase inhibitor; SSRI, selective serotonin reuptake inhibitor.

TABLE 24 Referral codes

Referral	Read Code	Rubric
Specialist referral	8h48.	Gastroenterological referral
	8h5J.	Referral to colorectal surgeon
	8H5K.	Referral to upper gastrointestinal surgeon
	8HL8.	Gastroenterology DV done
	8HM8.	Listed for gastroenterology admission
	8Hn4.	Fast-track referral for suspected colorectal cancer
	8Hn9.	Fast-track referral for suspected upper gastrointestinal cancer
	8HS..	Refer for gastroscopy
	8HS0.	Refer for sigmoidoscopy
	8HU1.	Referral for colonoscopy
	8HU2.	Referral for sigmoidoscopy
	8HVc.	Private referral to colorectal surgeon
	8HVN.	Private referral to gastroenterologist

DV, domiciliary visit.

We also calculated prevalence estimates based on the Salford population data. Population data were obtained from the Office for National Statistics website for Salford primary care organisation. Rates were standardised to the Greater Manchester population for 2006. This includes the population of the 10 primary care organisations within the Greater Manchester area, which is roughly 2.5 million.

Results

Table 25 shows the number of patients with an IBS, AP or IBD diagnosis in the time period 2002–11. AP was the most commonly reported symptom, followed by IBS and IBD.

Table 26 shows patients' demographic details. IBS and AP were much more common in females, whereas IBD occurred with similar frequency in males and females. IBS, AP and IBD were most likely to be found in those aged 18–39 years and the frequency declined with age. The proportion of patients aged ≥ 60 years was higher in the IBD group (26%) than in the IBS (16%) or AP group (22%).

Symptoms pre and post irritable bowel syndrome, abdominal pain or inflammatory bowel disease

Table 27 shows the number of symptoms/diagnoses 1 year prior to and 1 year after the index episode of IBS, AP and IBD. The most commonly reported symptoms in the year prior to IBS were AP (19.5%), diarrhoea (6.1%) and bloating (3.8%). However, a large majority of patients (69.4%) did not have any gastrointestinal symptoms recorded in the year prior to their IBS. Likewise, in the year after the index episode of IBS, the majority of patients did not have any gastrointestinal symptoms recorded (79.1%). AP was the most commonly recorded symptom (13.4%), and 14% of patients had a further episode of IBS recorded in the year after their index episode. IBD showed a similar pattern to IBS with the majority of patients (69.6%) not having any symptoms recorded in the year prior to their IBD diagnosis. The most commonly reported symptoms were AP (15.9%) and diarrhoea (11.8%). In the year after the index episode of IBD, AP and diarrhoea were still the most commonly reported symptoms, but the proportions tended to be lower (10.4% and 5.4%, respectively). Almost one-third of patients had a further episode of IBD recorded in the year after their index episode.

TABLE 25 Number of patients with IBS, AP and IBD

Condition	Number of patients
IBS	8444
AP	42,490
IBD	1510

TABLE 26 Demographic information for patients with IBS, AP and IBD

Patient demographic characteristic	Condition					
	IBS		AP		IBD	
	<i>n</i>	%	<i>n</i>	%	<i>n</i>	%
Female	6137	72.7	26,071	61.4	755	50.0
Age (years)						
18–39	4373	51.8	19,662	46.3	629	41.7
40–59	2703	32.0	13,379	31.5	487	32.3
≥ 60	1368	16.2	9449	22.2	394	26.1

TABLE 27 Number (%) of symptoms pre and post IBS, AP and IBD: 2002–11

Symptom/diagnosis ^a	Condition											
	IBS				AP				IBD			
	Pre (N = 7728)		Post (N = 7665)		Pre (N = 39,974)		Post (N = 37,851)		Pre (N = 1336)		Post (N = 1382)	
	n	%	n	%	n	%	n	%	n	%	n	%
AP	1509	19.5	1028	13.4	–	–	8683	22.9	212	15.9	144	10.4
Bloating	291	3.8	137	1.8	411	1.0	374	1.0	8	0.6	7	0.5
Constipation symptom	166	2.1	138	1.8	639	1.6	700	1.8	16	1.2	14	1.0
Change in bowel habit	130	1.7	45	0.6	175	0.4	174	0.5	46	3.4	5	0.4
Diarrhoea symptoms	475	6.1	256	3.3	1046	2.6	972	2.6	158	11.8	74	5.4
Nausea	104	1.3	100	1.3	483	1.2	513	1.4	6	0.4	12	0.9
Vomiting	72	0.9	67	0.9	583	1.5	583	1.5	11	0.8	19	1.4
Diarrhoea and vomiting	47	0.6	43	0.6	202	0.5	192	0.5	12	0.9	6	0.4
Tenesmus	2	0.0	2	0.0	6	0.0	12	0.0	2	0.1	0	0.0
Faeces/motion symptoms	31	0.4	34	0.4	72	0.2	80	0.2	8	0.6	4	0.3
None of the above symptoms	5367	69.4	6062	79.1	36,994	92.5	27,010	71.4	930	69.6	1143	82.7
One of the above symptoms	1950	25.2	1380	18.0	2699	6.8	9555	25.2	339	25.4	200	14.5
Two or more of the above symptoms	411	5.3	223	2.9	281	0.7	1286	3.4	67	5.0	39	2.8
Functional constipation	151	2.0	121	1.6	511	1.3	573	1.5	20	1.5	21	1.5
Functional diarrhoea	31	0.4	31	0.4	75	0.2	118	0.3	22	1.6	15	1.1
Gastrointestinal infection	84	1.1	63	0.8	295	0.7	295	0.8	18	1.3	8	0.6
IBS	–	–	1090	14.2	747	1.9	1061	2.8	42	3.1	25	1.8
IBD	33	0.4	40	0.5	128	0.3	204	0.5	–	–	391	28.3

^a Symptoms on the same day were coded as pre.

Most patients with AP (92.5%) had no symptoms recorded in the year prior to their index episode of AP. In the year after their index episode, 23% of patients had a further AP episode and 2.8% of patients had an IBS diagnosis.

The proportion of patients who reported two or more symptoms in the previous year or the year after IBS, AP or IBD was < 5% in most cases.

Medications pre and post irritable bowel syndrome, abdominal pain or inflammatory bowel disease

Table 28 shows the number of NICE medications prescribed in the year prior to, and after, the index episode of IBS, AP or IBD. NICE medications for IBS were prescribed for 31% of patients in the year prior to their index episode of IBS and for 54% in the year after the index episode. The change was most marked for antispasmodics, prescriptions for which increased from 17% in the year prior to the index episode of IBS to 44% in the year after the index episode. IBS NICE medications were also commonly prescribed in patients with AP and IBD, with about one-third of patients being prescribed NICE

TABLE 28 Number (%) of medications pre and post IBS, AP and IBD: Salford 2002–11

Medication ^a	Condition											
	IBS				AP				IBD			
	Pre (N = 7728)		Post (N = 7665)		Pre (N = 39,974)		Post (N = 37,851)		Pre (N = 1336)		Post (N = 1382)	
	n	%	n	%	n	%	n	%	n	%	n	%
NICE medications	2395	31.0	4099	53.5	8560	21.4	13,871	36.6	389	29.1	442	32.0
Bulking laxatives	288	3.7	629	8.2	754	1.9	1561	4.1	40	3.0	50	3.6
Stimulant laxatives	204	2.6	247	3.2	1106	2.8	1688	4.5	36	2.7	59	4.3
Faecal softeners	0	0.0	0	0.0	0	0.0	0	0.0	0	0.0	0	0.0
Osmotic laxatives	216	2.8	289	3.8	845	2.1	1550	4.1	27	2.0	50	3.6
Antimotility drugs	246	3.2	429	5.6	727	1.8	979	2.6	132	9.9	169	12.2
Antispasmodic drugs	1328	17.2	3397	44.3	1890	4.7	7035	18.6	157	11.8	149	10.8
Tricyclic antidepressants	397	5.1	553	7.2	1924	4.8	2221	5.9	66	4.9	78	5.6
SSRI	808	10.5	957	12.5	3530	8.8	3955	10.4	101	7.6	129	9.3
Other antidepressants	124	1.6	147	1.9	554	1.4	660	1.7	12	0.9	15	1.1

^a Medications on the same day were coded as post.

medications in the year after the index episode of AP or IBD. Prescribing of antispasmodics increased markedly in those with AP, from 5% before the index episode to 19% after. Approximately 10% of patients with any of the three conditions were prescribed selective serotonin reuptake inhibitors (SSRIs) and about 5% tricyclic antidepressants.

Tables 29 and 30 show the number of NICE medications prescribed in the year prior to, and the year after, the index episodes of IBS, AP and IBD for those with and without symptoms, respectively. Where gastrointestinal symptoms were recorded in the year prior to, or the year after, the index episode, the proportion of patients prescribed NICE medications was much higher than in those without symptoms. However, there were still a number of patients with no symptoms who received NICE medications in the year prior to their index episode of IBS (22%), AP (18%) or IBD (20%). Among those with IBS, approximately 50% of those with no symptoms recorded in the year after their index episode were prescribed NICE medications, compared with approximately 30% of those with AP or IBD.

Referrals pre and post irritable bowel syndrome, abdominal pain or inflammatory bowel disease

About 4% of patients had a gastrointestinal referral in either the year prior to or the year after their index episode of IBS (Table 31). This was in contrast to patients with IBD, of whom 9% had a gastrointestinal referral in the year prior to their index episode of IBD and 22% had a gastrointestinal referral in the year after their index episode of IBD. Few patients with AP had a gastrointestinal referral in the year prior to their AP. The number of mental health and lifestyle referrals were low for all three conditions.

Prevalence estimates

Figures 15–17 show the age-specific rates per 100,000 population for IBS, AP and IBD, respectively, for those coded in the SIR data. IBS was much more prevalent in females than in males and peaked in those aged 25–29 years. In females, after this age there is a gradual decline in prevalence by age. In males, the prevalence remains stable until age 50–54 years, after which there is a staged decline in the prevalence rates.

TABLE 29 Number (%) of medications pre and post in those with no symptoms in the year prior to and the year after IBS, AP and IBD: Salford 2002–11

Medication ^a	Condition											
	IBS				AP				IBD			
	Pre (N = 5367)		Post (N = 6062)		Pre (N = 36,670)		Post (N = 27,010)		Pre (N = 930)		Post (N = 1143)	
	n	%	n	%	n	%	n	%	n	%	n	%
NICE medications	1176	21.9	2974	49.1	6720	18.3	8018	29.7	191	19.9	300	26.2
Bulking laxatives	119	2.2	437	7.2	569	1.6	840	3.1	21	2.2	32	2.8
Stimulant laxatives	77	1.4	129	2.1	795	2.2	896	3.3	19	2.0	33	2.9
Faecal softeners	0	0.0	0	0.0	0	0.0	0	0.0	0	0.0	0	0.0
Osmotic laxatives ^b	93	1.7	152	2.5	571	1.6	745	2.8	13	1.4	25	2.2
Antimotility drugs	109	2.0	284	4.7	423	1.2	450	1.7	66	6.9	119	10.4
Antispasmodic drugs	533	9.9	2430	40.1	1414	3.9	3870	14.3	55	5.7	85	7.4
Tricyclic antidepressants	228	4.2	372	6.1	1647	4.5	1364	5.0	46	4.8	52	4.5
SSRI	471	8.8	680	11.2	3061	8.3	2488	9.2	59	6.1	92	8.0
Other antidepressants	55	1.0	84	1.4	472	1.3	383	1.4	8	0.8	10	0.9

a Medications on the same day were coded as post.
b Excludes lactulose, which is not recommended in the NICE guidelines.

TABLE 30 Number (%) of medications pre and post in those with symptoms in the year prior to, and the year after, IBS, AP and IBD: Salford 2002–11

Medication ^a	Condition											
	IBS				AP				IBD			
	Pre (N = 2361)		Post (N = 1603)		Pre (N = 3304)		Post (N = 10,841)		Pre (N = 406)		Post (N = 239)	
	n	%	n	%	n	%	n	%	n	%	n	%
NICE medications	1181	50.0	1103	68.8	1466	44.4	5314	49.0	189	46.6	135	56.5
Bulking laxatives	169	7.2	192	12.0	185	5.6	721	6.7	19	4.7	18	7.5
Stimulant laxatives	127	5.4	118	7.4	311	9.4	792	7.3	17	4.2	26	10.9
Faecal softeners	0	0.0	0	0.0	0	0.0	0	0.0	0	0.0	0	0.0
Osmotic laxatives ^b	123	5.2	137	8.5	274	8.3	805	7.4	14	3.4	25	10.5
Antimotility drugs	137	5.8	145	9.0	304	9.2	529	4.9	66	16.3	50	20.9
Antispasmodic drugs	795	33.7	967	60.3	476	14.4	3165	29.2	102	25.1	64	26.8
Tricyclic antidepressants	169	7.2	181	11.3	277	8.4	857	7.9	20	4.9	26	10.9
SSRI	337	14.3	277	17.3	469	14.2	1467	13.5	42	10.3	37	15.5
Other antidepressants	69	2.9	63	3.9	82	2.5	277	2.6	4	1.0	5	2.1

a Medications on the same day were coded as post.
b Excludes lactulose which is not recommended in NICE guidelines.

TABLE 31 Number (%) of referrals pre and post IBS, AP and IBD: Salford 2002–11

Referrals ^a	Condition											
	IBS				AP				IBD			
	Pre (N = 7728)		Post (N = 7665)		Pre (N = 39,974)		Post (N = 37,851)		Pre (N = 1336)		Post (N = 1382)	
	n	%	n	%	n	%	n	%	n	%	n	%
Gastrointestinal	295	3.8	288	3.8	358	0.9	1230	3.2	123	9.2	303	21.9
Mental health	3	0.0	3	0.0	19	0.0	21	0.1	0	0.0	0	0.0
Lifestyle	24	0.3	24	0.3	79	0.2	99	0.3	6	0.4	9	0.7

a Referrals on the same day were coded as post.

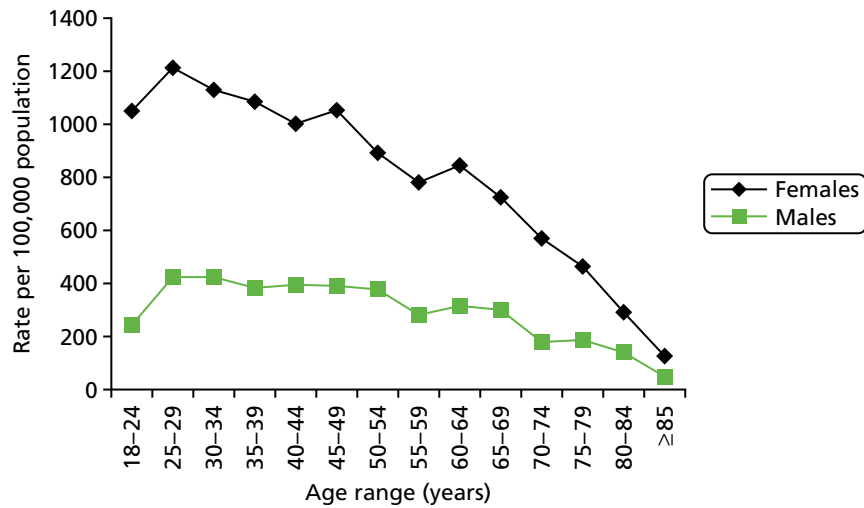


FIGURE 15 Irritable bowel syndrome age-specific rates: 2002–11.

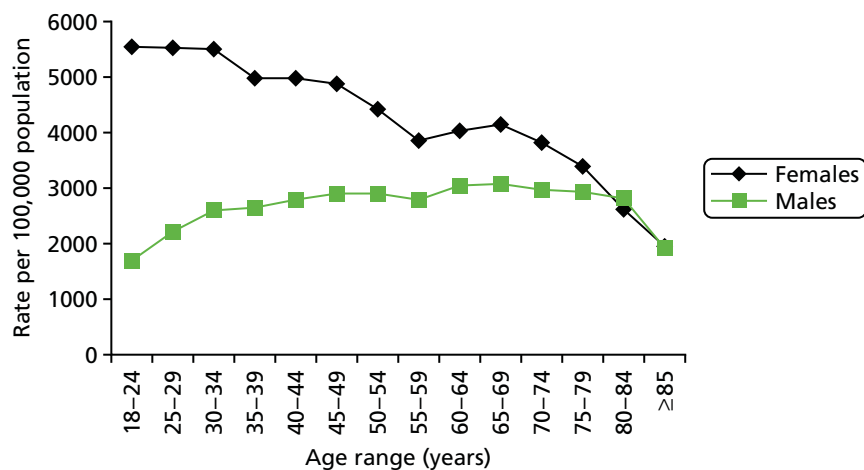


FIGURE 16 Abdominal pain age-specific rates: 2002–11.

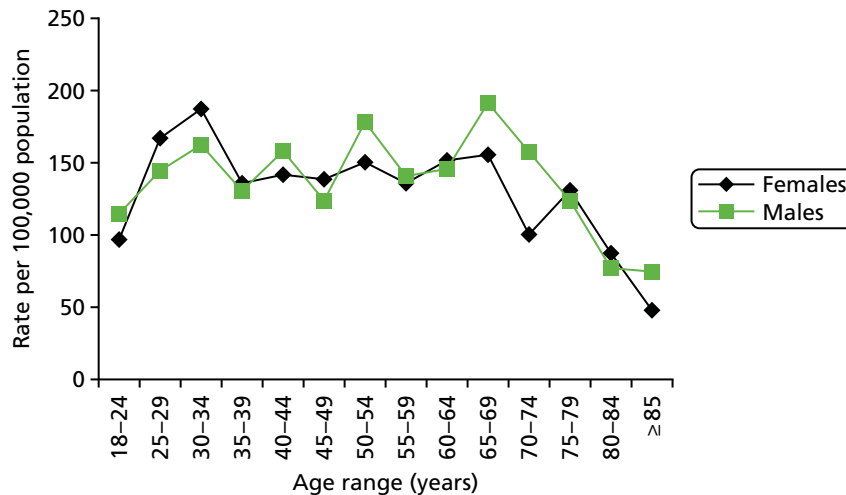


FIGURE 17 Inflammatory bowel disease age-specific rates: 2002–11.

The prevalence of AP is much higher than that of IBS or IBD, and higher in females than in males. In females, rates are highest in the youngest age groups up to the age of 30–34 years, after which rates decline until the age of 55–59 years, where the rates gradually increase again to the age of 65–69 years before declining in the oldest age groups. In males, there is a gradual increase in the age-specific rates up to about 60 years, when the rates level out, until they decline in the eldest age group. The rates of IBD are much more similar in males and females and tend to fluctuate across the age groups, with a decline in the older age groups.

Figure 18 shows the age-standardised rates per 100,000 population for IBS, AP and IBD in Salford for the years 2002–11. Rates have been standardised to the Greater Manchester population. The rates for IBD remained stable across the 10-year period for both males and females. IBS shows a similar pattern in males and females, with a slight increase in prevalence rates up to 2006 before levelling out over the second half of the 10-year period. The rates of AP, on the other hand, increased considerably in both males and females from 2002 to about 2009, after which they levelled out for both males and females.

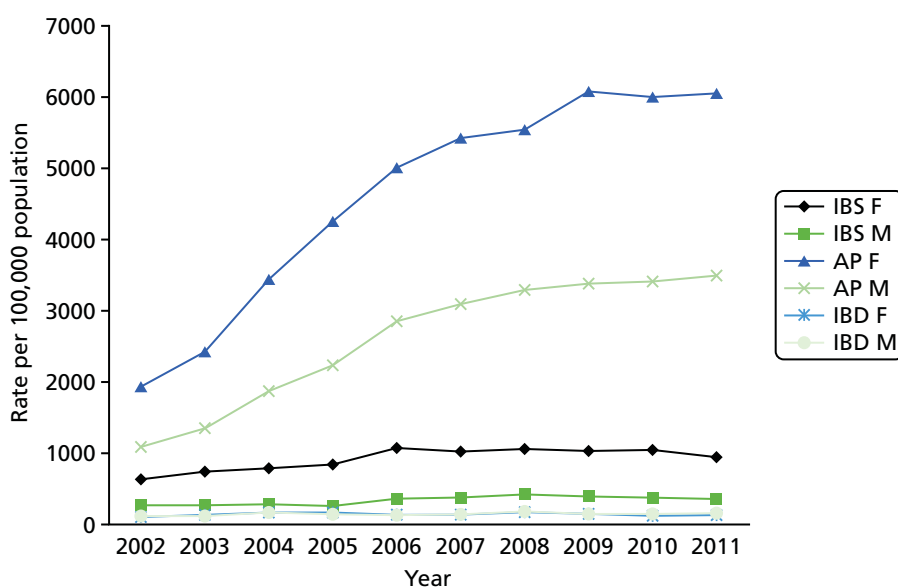


FIGURE 18 Age-standardised rates: 2002–11. F, female; M, male.

Discussion

The findings from this study demonstrate that the prevalence of IBS in patients who consult, and are recorded by, their GP is low. As highlighted earlier, this may be attributable to a number of factors. The majority of patients who had an IBS Read Code recorded did not have any symptoms prior to, or after, their index date. Antispasmodics were the most prescribed medications for patients with IBS. A small number of patients with IBS were referred to gastrointestinal specialists.

Strengths and limitations

The strengths and limitations of this study are similar to those reported for study 1. This study confirms that the recorded prevalence of IBS in patients who consult, and are recorded by, their GP is low. Several possible explanations for this are given in the *Discussion* section.

This study also found that the majority of patients who were coded as having IBS did not have gastrointestinal symptoms recorded in the year prior to, or the year after, their index episode. NICE recommends assessment for IBS in patients having any of the following for at least 6 months: AP or discomfort, bloating or change in bowel habit. Therefore, one might expect evidence of this in the recording of symptom codes in the year prior to, or after, the index episode of IBS. GPs in the qualitative study also alluded to the fact that patients may not receive a Read Code for IBS initially, but that they would use Read Codes for AP, diarrhoea or constipation. However, this was not reflected in the data from the SIR. Interestingly, however, IBS medications as recommended by NICE were often prescribed in those without symptoms in the year prior to their IBS. This suggests that the use of medication codes may be an alternative approach to identifying patients via symptom or diagnostic Read Codes. For patients to receive a prescription, GPs must enter a description of the medication, which is then issued electronically. However, some IBS medications (e.g. laxatives) may also be prescribed for other conditions.

The proportion of patients with IBS who were referred to a gastrointestinal specialist was relatively small compared with the proportion of patients with a diagnosis of IBD. Few patients in all three groups had been referred to mental health specialists or for lifestyle advice. This concurs with the findings from the qualitative study where GPs reported being fairly comfortable in managing patients with IBS.

Project 2 overall discussion of findings from the four studies

The use of Read Codes

Read Codes were first introduced in the 1980s and their continual evolution appears to cause problems between users and may be detrimental to the consistency of coding.¹¹⁸ In addition, the number of Read Codes used to describe a concept can vary widely. For instance, a recent study on the consultation prevalence of musculoskeletal problems in primary care identified over 100 Read Codes to classify knee pain from several different diagnostic chapters (N – musculoskeletal; R – symptoms, signs and ill-defined conditions; S – injury and poisoning; 1 – history/symptoms).¹¹⁹ About 25% of musculoskeletal consultations were given codes outside the musculoskeletal chapter, including symptoms codes, which some GPs may use prior to making a definite diagnosis. In addition, widespread pain was often recorded using multiple regional pain sites rather than using codes for widespread or generalised pain. Thus, using only codes from the musculoskeletal chapter would underestimate the consultation prevalence for musculoskeletal problems.¹¹⁹ There is a lack of consistency in the use of Read Codes for diabetes mellitus: only one Read Code was used in all practices, yet just 63% of patients were given this code and other patients were given a diabetes-related code or a prescription code.¹²⁰ This study highlights the problems associated with using Read Codes in research for a functional condition. Using Read Codes to identify patients with IBS brings with it further problems, as IBS is typically difficult to diagnose.

Primary care records compared with patient recall

It is apparent that the prevalence of IBS reported in surveys is an overestimate of the consultation prevalence within primary care. Although we did not expect the consultation prevalence for IBS to be as

high as that reported in the literature through the use of self-report surveys, we were surprised by how low it was.⁹⁵ Previous studies had reported that around 30–70% of patients consulted primary care for their IBS.⁹⁷ Furthermore, the literature suggests that GPs do not see IBS as an insignificant problem.³

One study has found large discrepancies in estimates of consultation prevalence in patients with knee pain when comparing primary care records with patient recall. These discrepancies were a result of ‘telescoping’ on the part of the patients. Telescoping represents a form of recall bias whereby patients underestimate the time since the consultation took place; for example patients may recall a consultation having taken place 12 months ago when it actually occurred 18 months ago. This would lead to an overestimation of the consultation frequency.¹²¹ Another possible reason for the discrepancy was that GPs may not record subsequent consultations if patients have previously consulted for the same condition, in particular if treatment is not provided or changed. Under-recording by GPs may also occur when patients present with multiple problems at consultation.

Interestingly, studies have found that those patients who recalled consultations for knee pain and had widespread pain or greater levels of depression were less likely to have a recorded consultation for their knee pain.¹²¹ Like knee pain, IBS does not have a definite diagnosis and symptoms fluctuate over time; thus, primary care records may reflect the consultation prevalence of IBS only when IBS is a major part of the consultation or when treatment is provided or changed. In addition, Jordan *et al.*¹¹⁹ found that the consultation rates increased when the text of the consultations was used in addition to Read Codes alone. Of those patients who recalled having consulted their GP, only 27% had a knee-related Read Code in their medical records, which increased to 40% when the search was extended to include knee problems mentioned in the text.¹¹⁹ Others have discussed the benefit of narratives during the consultation rather than reducing the clinical encounter to a limited number of codes.¹²² Findings from our qualitative study also suggest that this may have been the approach taken by some GPs. However, although using the text from consultations may have increased the number of patients referred to the risk assessment study, it is still unlikely that we would have met our recruitment target.

Health care seeking for irritable bowel syndrome

The findings from the current study show that, within primary care, the consultation rate for coded IBS is not as high as expected from the literature. However, that is not to say that patients do not suffer from symptoms of IBS or that it is a condition that they feel comfortable in managing. There may be a number of explanations as to why patients do not appear to consult for their IBS.

First, patients may consult their GP only when their symptoms are severe and, as a consequence, they perhaps feel less able to cope. Indeed, data from the risk assessment study suggest that the majority of patients had moderate or severe symptoms. However, evidence suggests that symptom severity may have an influence on seeking health care, but that it does explain the majority of the consultation behaviour.¹²³ Psychological and psychosocial factors have also been implicated in health-care-seeking behaviours among patients with IBS.¹²⁴ The present study suggests that a proportion of patients with IBS were prescribed antidepressants in the year before and the year after their index episode. However, we cannot infer whether these medications were prescribed for their gastrointestinal symptoms, for related anxiety or depression, or for unrelated anxiety and depression. GPs in study 3 also suggested that they may focus on related psychological symptoms initially, which may in turn lead to an improvement in gastrointestinal symptoms.

Second, patients may not consult their GP for their IBS because it is in remission, or their symptoms are under control through the use of medication or self-management. A large proportion of patients in the study did not have any symptoms in the year prior to their index episode of IBS but had been prescribed IBS medications, as recommended in the NICE guidelines. However, we are not able to say whether or not these patients had ever been recorded as having IBS prior to the year before their index episode and whether or not they had received a repeat prescription from their GP for their symptoms. Data from our risk assessment study suggested modest improvements in symptom severity and HRQoL over time. However, GPs recruited patients during the consultation or through the use of Read Code searches (with a

consultation having occurred in the last 3 months), and it may be that treatment prescribed during the course of that consultation resulted in improved outcomes for patients. Alternatively, these improvements may simply reflect the fluctuating nature of the condition.

Finally, patients may feel that there is little that primary care can offer and, therefore, learn to live with their symptoms. A study reported that patients felt that doctors were unsympathetic and ignorant about IBS and often considered IBS as 'all being in the mind' of the patient. Some also felt that GPs were responsible for the worsening of their condition as a result of their ignorance of IBS or 'through the iatrogenic effects of treatment'.¹²⁵ Another study also found that IBS patients report alienation from the health services for similar reasons such as the poor doctor–patient relationship, belief that there is little the NHS can offer and worsening of symptoms as a result of previous medical care.¹⁰⁴ Others have found that moderate to high levels of perceived stigma are significantly more common in IBS patients (27%) than in IBD patients (8%), with the largest difference being for health-care providers.¹²⁶ It is therefore perhaps unsurprising that a proportion of those suffering from the symptoms of IBS do not consult their GP and decide to self-medicate or seek alternative therapies. Although alternative therapies are not recommended within the NICE guidance,⁸¹ our qualitative study showed that GPs did not discourage their use.

Would a risk assessment tool be helpful?

Despite the problems encountered during the recruitment phase of the study, we were still able to perform some sensitivity and specificity analysis on the risk assessment tool. Even though the study was underpowered, the analysis suggests that the risk assessment tool was sensitive in identifying those who did have severe IBS, but it was poor in identifying those who did not have severe IBS. Whether or not these findings would change as a result of increased study power is unclear. The fact that the reported prevalence of patients consulting for IBS is low also limits the feasibility of such a tool within primary care. The results should also be considered in relation to the qualitative interviews. GPs felt that the use of such an instrument during the consultation was limited, primarily because of the lack of available resources to provide interventions. Many also felt that it would be impracticable to administer such instruments during a 10-minute consultation.

Similarities with other medically unexplained symptoms

Similarities can be seen with other medically unexplained symptoms such as fibromyalgia and chronic fatigue syndrome. For example, a study found the recorded annual prevalence of fibromyalgia in primary care to be 8 per 10,000, which is much lower than the estimated general population prevalence of 2%. This implies that the label of fibromyalgia is rarely used within general practice.¹²⁷ This study also found that these patients are similar to those with overlapping functional syndromes or medically unexplained symptoms. Similarly, in a review of medically unexplained symptoms in primary care, many patients with IBS met the criteria for fibromyalgia and chronic pelvic pain.¹²⁸ This overlap with other medically unexplained symptoms, which often appear to share similar psychosocial characteristics, creates further complexities.

Implications for future research and clinical practice

The use of symptom or diagnostic Read Codes to identify patients with IBS in primary care is questionable. It is evident that the label IBS, through the use of the IBS diagnostic Read Code, is rarely applied in practice. Similarities can be seen with many other medically unexplained symptoms that are difficult to diagnose in clinical practice, but which may have a common psychological component.

The discrepancies between the self-reported prevalence rates in the literature and those for consultations within the primary care record suggest that there may be conflicting priorities between patients and health-care professionals and that database studies are useful in only identifying the 'tip of the iceberg'.

Chapter 8 General discussion of programme findings

This general discussion section identifies messages relevant for current clinical practice and for future research into self-management.

Programme organisation

The trial represents one of the largest pragmatic assessments of patient self-management ever conducted, and the level of recruitment and follow-up represents a major logistical achievement.

Despite the achievement of goals in terms of research logistics, the impact of the intervention on organisation of care and patient outcomes was limited. This reflected limits to the engagement with the WISE model and the embedding of the WISE model's principles and practices. This became evident during the process evaluation and suggests strongly that the process of 'internalisation' of the fundamental concepts underpinning the WISE model did not really take place in most practices. As a result, the WISE model was, at best, only minimally adopted. The small number of practices that did show greater adoption of the model could have been usefully targeted for more detailed study, but this was difficult to predict. With regard to the step-up therapies, we again identified a major discrepancy between uptake of therapies that might have been predicted by previous studies and actual uptake in practice.

Implementation of the WISE model: why was this not successful?

We set out to implement a practice-based training programme to enhance outcomes through enhanced self-management, which involved a number of steps:

1. engaging a high proportion of practices with the programme
2. delivering training to a high number of clinicians and other staff
3. ensuring that training was relevant and acceptable
4. encouraging implementation of the training in routine practice
5. enhancing shared decision-making and self-management
6. improving outcomes.

Our data show that, although the study had reasonable success at some steps, we probably lost significant 'potency' (in terms of translating outcomes from research into routine practice) at step 4, and what was achieved at stage 4 completely failed to generate changes to steps 5 and 6. Achieving the first three steps may have required so many compromises in terms of time and ongoing support that it failed to translate further. It is also possible that our judgements about impact at step 3 (in terms of the acceptability of training) were overstated, given the limited nature of the evaluations (i.e. self-report staff evaluations).

We consider some of the reasons for the failure below.

Despite some evidence of PCT engagement (organisational 'buy-in' at board level, reconfiguration of its self-management programme around the WISE model and reallocation of a sizable proportion of its training budget to support the roll out), it is evident that the PCT was able to exert only minimal pressure on GP behaviour.

Although a research project, implementation of the WISE model within primary care may have been more successful if treated like the implementation of any other service redesign, with full engagement of the PCT commissioning staff. This may have involved consultation with practices prior to implementation and recognition that different approaches may have been needed for different practices. As individual providers, GP practices work in a variety of ways (including the role of practice nurses in the management of patients). Implementation may have been improved if, as part of the study, dedicated Salford commissioning staff had been funded. These staff would be experienced in introducing new services in Salford and working with practices.

As suggested by the process evaluation, implementation in the context of a QOF 'pay for performance' climate may mean that general behaviours (such as self-management support) will continue to take second place to those that are 'mandatory'. GPs, as small independent providers, need to recover the cost of providing services through income. The nature of the GP contract means that practices receive income through a contract to provide a core service and to deliver key measures defined in the QOF. Additional activities can be contracted via the use of direct and local enhanced services contracts. The development of local enhanced services contracts within primary care has proved successful in embedding new ways of working within primary care. These generate additional practice income, helping practices to invest time and other resources to deliver the desired outcomes of the local enhanced services. Some of the difficulties experienced with practice engagement in the training and implementation of the WISE model could have been mitigated by the use of such a contract.

Engagement with step-up therapies was very low. A major issue to be considered further is the extent to which patients with IBS symptoms in primary care are accepting of a psychological component of their condition as an explanation or a route to management. Our results suggest that many patients coded as IBS in general practice are generally happy with the label and do not request to take matters further, either by seeking secondary care investigations or more complex therapy. It also seems evident that at least a proportion of GPs felt that referral for psychological interventions was not in the interest of the patient, as it took the condition beyond a simple description and into a psychiatric dimension.

It is suggested that future endeavours to both explain to and console patients with medically unexplained abdominal symptoms in a health-care system need to recognise the spectrum of the disorder and recognise the dimension of severity in addition to that of the nature and duration of symptoms, which is not adequately expressed by the currently employed symptom-based criteria.

Although a proportion of patients who are genuinely distressed by their symptoms fall into the symptom-based categorisation of IBS, it is apparent that many others who also meet the IBS 'case definition' have much less debilitating symptoms.

Several strategies were used to increase referrals to the therapies. It may also have been beneficial for communications to practices to have been incorporated into regular PCT commissioning communications. This includes monthly key messages about new services or pathways. However, practices receive so much information that it is difficult for it all to be effectively received.

The implementation of the WISE model and the changing primary care context

What are the implications of the study for the WISE model? We have identified a number of potential barriers to implementation that led to a failure to deliver the core features of the intervention in routine practice and it is possible that the WISE model, backed by a more effective implementation programme, could still be clinically effective and cost-effective. However, there is potential to modify the model itself. This might include adoption of digital technologies to better support patient and practitioner behaviour

change, targeting other conditions or patient groups and alignment with other aspects of the long-term condition management infrastructure, such as care planning.^{129,130}

As part of the Health and Social Care Act, PCTs were abolished.¹³¹ From 1 April 2013, the duties of PCTs transferred to various organisations, primarily Clinical Commissioning Groups (CCGs) for the commissioning of most hospital, community and mental health services, NHS England for the commissioning of primary care and specialist services and local authorities in respect of public health. CCG budgets are identified at individual practice level and practices are held to account for budget management. This creates an incentive for GP practices to modify their working practices to make the most efficient use of their commissioning budget. This could include embedding within general practice any activities or services that reduce secondary care utilisation and costs, such as self-care. CCGs also have a duty to improve the quality of primary medical care, which will involve an emphasis on GP and practice staff training and a reduction in the variation within general practice. Should a CCG consider self-care as a strategic priority and choose to implement the WISE model approach, this could have been identified from its strategic business planning process and be included as a priority area of work within the strategic commissioning plan. In this way, self-care and the WISE model would become a priority.

It is possible that, should the WISE model be identified as a strategic priority, implementation by CCGs could be more successful than experienced in this study, as greater levers exist in CCGs than in PCTs to implement commissioning priorities. Within CCGs, practices are able to access management and financial resources to help them implement changes. The experience of the NIHR-funded 3D study (which uses a similar practice-based model involving elements of self-management support) will be a potential test case for this hypothesis.^{132,133}

This study provides insight into implementing new ways of working in primary care, which is valuable to CCGs in their duty of improving the quality of primary care. Lessons learnt include the importance of incentivising practices and reimbursing them for the cost of implementation, using appropriate service improvement and commissioning methodologies and aligning pilots and roll-outs with mainstream commissioning processes and resources.

With regard to the issues of symptom chronicity, and the use of the assessment tool, several messages arise. One particular issue is the ability of GPs to cope with an increasing number of such tools across all specialties and assimilate them into daily activity. The study also showed that, with regard to IBS, the case definition used in primary care is highly inconsistent. This remains so despite attempts for over a decade to identify useable case definitions (in the form of ROME diagnostic criteria^{4,98,99}).

We found that few patients who were given the term IBS had been, or were currently, attending secondary care for the condition, leading to the suspicion that in a population such as Salford the overwhelming proportion of patients meeting the diagnostic symptom criteria for IBS have a relatively mild condition. The qualitative interviews with GPs about IBS suggest that a strongly pragmatic, empirical approach is utilised by most. This almost certainly explains why the prevalence of IBS in our population was substantially lower than that which was predicted from either previous data or case definitions obtained by direct patient contact. In addition, our results show how difficult it is to use symptom-based clinical criteria for health services research in the NHS. A case for tighter case definition in primary care (exemplified by the ROME diagnostic criteria^{4,98,99}) could be made, but it is difficult to see how and why this would provide beneficial.

The lack of uptake of aspects of the programme among patients and professionals suggests that our assumptions about the need for improvements in management of FGID are not necessarily shared.

Implications of the study for research

The Programme Grants for Applied Research programme provided significant financial support for a long-term programme of implementation and evaluation, but this did not result in a clinically effective or cost-effective intervention.

The results highlight the need for further research into large-scale change in management of long-term conditions, given the modest results of recent interventions, including telehealth, the Expert Patients Programme and integration of care.

There is an argument that the intervention was insufficiently piloted, given the focus placed on the use of pilot and feasibility studies within the NIHR research programmes. A counterargument is that piloting of some form had been done of aspects of the WISE model in other trials (see *Chapter 1*), and there was some preliminary work within practices to assess likely problems, although this work lacked the specificity and detail that would be expected of a formal pilot. Piloting would have potentially led to an earlier indication of the likely problems, leading either to a change in the model of implementation or a change in the research itself (including ending the RCT). However, the potential of pilots should not be overstated. Testing models in a small number of volunteer pilots can raise important issues, but is unlikely to ever provide a complete 'diagnosis' of the likely barriers to be faced in scaling up across multiple practices and contexts. The addition of a pilot also potentially adds significantly to the cost and duration of a trial, with that investment only potentially being recouped in a more effective intervention.

The results of the RCT might have more profound implications for large-scale implementation efforts. A more radical alternative suggested by a reviewer of this report would be to undertake a 'small-scale, formative and more collaborative action-research-style pilot with a handful of practices which treated them as active participants in shaping the intervention'. This would involve much closer working between the research team and the local commissioners and providers, and involve practice teams much more in the development and implementation of the intervention. 'Working with' primary care to implement changes around long-term conditions and self-management support might be a preferable model to the more standardised implementation adopted here. However, such an approach would again extend study timelines beyond even the generous confines of the Programme Grants for Applied Research funding, increasing cost, making studies even more vulnerable to contextual change outside the trial and putting potentially serious limits on the ability to undertake rigorous evaluation of the type that is currently prioritised in the UK. This reflects the ongoing debate between those who advocate a conventional (although modified) model of evaluation, even in the context of large-scale service change, and those who call for a different model.^{134–136}

More research needs to be conducted exploring professional and patient attitudes and experiences of the management of functional disorders, to ensure that assumptions about the need for improvements in management of FGID are shared, and that interventions are seen as having utility by stakeholders.

Acknowledgements

We would like to thank the following non-academic contributors: Karen Proctor (Head of Performance & Commissioning Support, Salford CCG); Mike Burrows (Chief Executive, Salford PCT); Jim Nuttall (lay representative); David Backhouse (lay representative); Karen Armstrong (lay representative); and Martin White (Reporting Accountant, Salford Royal NHS Foundation Trust).

We would like to thank all the GPs who gave up their time to be interviewed and all the patients who agreed to take part in the risk assessment study. We thank Julie Want, Victoria Lee and Kris Mackay for their assistance with practice recruitment and training, and the wider members of the research team for their work (Tom Blakeman, Robert Bowen, Martin Eden, Catherine Fullwood, Hannah Gaffney, Caroline Gardner, Rebecca Morris, Joanne Protheroe, Caroline Sanders and Angela Swallow). Linda Gask helped develop the training programme and the National PCRN and Development Centre (funded by the Department of Health) also provided funding for the WISE trial.

We thank Val Harrington for her assistance with the GP interviews and for her contribution to the data analysis and report writing for the qualitative study; Sue Hinder for her contribution to the data analysis and report writing for the qualitative study; Hannah Jackson, Andy Brass and Leila Kalankesh for their contribution to GP database study 1; Laura Grant for her contribution to the data analysis and report writing for the risk assessment tool and GP database study 2; and Ann Durie and Kinjiro Amano for all their help and assistance with administrative aspects of the study.

We also thank Dr Joanna Roberts (CBT therapist) and Lisa Childs (hypnotherapist) who were responsible for delivering the psychological therapies. We acknowledge Yasmin Moore for her support in the completion of the final report.

The research team acknowledges the support of the NIHR, through the PCRN.

Contributions of authors

David G Thompson was an applicant on the grant and was responsible for project 2.

Sarah O'Brien was an applicant on the grant and was responsible for project 2.

Anne Kennedy was an applicant on the grant and was responsible for project 1.

Anne Rogers was an applicant on the grant and was responsible for project 1.

Peter Whorwell was an applicant on the grant and was responsible for project 1.

Karina Lovell was an applicant on the grant and was responsible for project 1.

Gerry Richardson was an applicant on the grant and was responsible for project 1.

David Reeves was an applicant on the grant and was responsible for project 1.

Peter Bower was an applicant on the grant, was responsible for project 1 and co-ordinated the report.

Carolyn Chew-Graham was an applicant on the grant and was responsible for project 1.

Elaine Harkness was responsible for project 2.

Paula Beech was responsible for project management of the grant.

Publications

Bower P, Kennedy A, Reeves D, Rogers A, Blakeman T, Chew-Graham C, *et al.* A cluster randomised controlled trial of the clinical and cost-effectiveness of a 'whole systems' model of self-management support for the management of long-term conditions in primary care: trial protocol. *Implement Sci* 2012;**7**:7.

Fullwood C, Kennedy A, Rogers A, Eden M, Gardner C, Protheroe J, *et al.* Patients' experiences of shared decision making in primary care practices in the United Kingdom. *Med Decis Making* 2013;**33**:26–36.

Harkness E, Grant L, O'Brien SJ, Chew-Graham CA, Thompson DG. Using read codes to identify patients with irritable bowel syndrome in general practice: a database study. *BMC Fam Pract* 2013;**14**:183.

Kennedy A, Bower P, Reeves D, Blakeman T, Bowen R, Chew-Graham C, *et al.* Implementation of self-management support for long-term conditions in routine primary care settings: cluster randomised controlled trial. *BMJ* 2013;**13**:346.

Harkness EF, Harrington V, Hinder S, O'Brien SJ, Thompson DG, Beech P, *et al.* GP perspectives of irritable bowel syndrome – an accepted illness, but management deviates from guidelines: a qualitative study. *BMC Fam Pract* 2013;**14**:92.

Kennedy A, Rogers A, Bowen R, Lee V, Blakeman T, Gardner C, *et al.* Implementing, embedding and integrating self-management support tools for people with long-term conditions in primary care nursing: a qualitative study. *Int J Nurs Stud* 2014;**51**:1103–13.

Presentations and abstracts

Kennedy A. *Whole System Primary Care Based Models For Support For Self-Management*. Oral presentation, University of Stirling, Stirling, UK, 2009.

Kennedy A. *Providing Self-Care Support in the NHS: a Trial of the WISE Approach in Primary Care*. Oral presentation, Barts and London School of Medicine, London, UK, 2009.

Kennedy A. *Using the WISE Approach to Support Patient Self-Management in Primary Care*. Oral presentation, National Primary Care Research & Development Centre, Manchester, UK, 2009.

Protheroe J. *Whole System Primary Care Based Models for Support for Self-Management*. Oral presentation, the Centre for Clinical Epidemiology and Evaluation, Vancouver, BC, Canada, 2009.

Protheroe J. *PRISMS*. Oral presentation, Stirling International Conference on Support for Self-Management of Health, Stirling, UK, 2010.

Kennedy A. *Supporting Patient Self-Management: The WISE (Whole System Informing Self-management Engagement) Approach*. Oral presentation, Canadian Institutes of Health Research Primary Healthcare Summit, Toronto, ON, Canada. 2010.

WISE Team. *A Day-Long Workshop/Seminar on the WISE Approach and Related Research*. Oral presentation, visiting academics from Glasgow and Stirling Universities. National Primary Care Research & Development Centre, Manchester, UK, 2010.

Kennedy A and Protheroe J. *WISE Approach*. Webinar and teleconference, Hamilton, BC, Canada, 2010.

- Kennedy A. *Using the WISE Approach to Support Self-Care in People with Long-Term Conditions*. Oral presentation, Keele University, Newcastle, UK, 2010.
- Kennedy A. *Making Self-Care Support Work in the Health Service: The WISE Approach*. Oral-plenary, International Conference on Support for Self-Management of Health, University of Stirling, Stirling, UK, 2010
- Kennedy A. *Development and Roll Out of an Innovative Approach to Supporting Self-Care in Primary Care*. Oral presentation, Society for Academic Primary Care Conference, Norwich, UK, 2010.
- Protheroe J. *PRISMS*. Oral presentation, Annual Society for Academic Primary Care Conference, Norwich, UK, 2010.
- Kennedy A. *NPT Questionnaire and WISE Process Evaluation*. Oral presentation, NPT workshop, London, UK, 2010.
- Kennedy A. *The WISE Approach to Self-Care Support in Primary Care: Development and Evaluation*. Oral presentation, Manchester Academic Health Science Centre, Manchester, UK, 2011.
- Kennedy A. *Developing and Evaluating an Innovative Approach to Supporting Self-Care in the English Health Service*. Oral presentation, Australian Disease Management Association Conference, Canberra, ACT, Australia, 2011.
- Kennedy A. *Promoting and Supporting Self-Management – Exploring a Health Services Approach*. Oral workshop, Queensland Self-Management Alliance Forum, Brisbane, QLD, Australia, 2011.
- Kennedy A. *How Can Primary Health Care Services Support People to Self-Manage Long-Term Conditions?* Oral presentation, University of Queensland, Brisbane, QLD, Australia, 2011.
- Protheroe J. *PRISMS*. Oral presentation, International Conference of Communication in Healthcare, Chicago, IL, USA, 2011.
- Protheroe J. *WISE Baseline Data*. Poster presentation, International Conference of Communication in Healthcare, Chicago, IL, USA, 2011.
- Blakeman T. *WISE*. Oral presentation, Mayo Clinic, Rochester, NY, USA, 2012.
- Harrington V and Chew-Graham C. *Results from Qualitative Interviews with GPs in the BITMAP Project*. Poster presentation, Royal College of General Practitioners Conference, London, UK, 2012.
- Kennedy A. *Building Healthcare Systems to Support Self-Care*. Oral plenary, 6th World Conference of the International Primary Care Respiratory Group, Edinburgh, UK, 2012.
- Kennedy A. *Implementing Self-Care and Self-Management*. Oral presentation, 8th Annual World Health Care Congress Europe, Amsterdam, the Netherlands, 2012.

Data sharing statement

All data requests should be submitted to the corresponding author for consideration. Requests must include a short proposal and proposed research and analysis plan. Access to anonymised data may be granted following review.

References

1. Jones RH. Clinical economics review: gastrointestinal disease in primary care. *Aliment Pharmacol Ther* 1996;**10**:233–9. <https://doi.org/10.1111/j.0953-0673.1996.00233.x>
2. Switz DM. What the gastroenterologist does all day. A survey of a state society's practice. *Gastroenterology* 1976;**70**:1048–50.
3. Thompson WG, Heaton KW, Smyth GT, Smyth C. Irritable bowel syndrome in general practice: prevalence, characteristics, and referral. *Gut* 2000;**46**:78–82. <https://doi.org/10.1136/gut.46.1.78>
4. Drossman D, Corazziari E, Delvaux M, Spiller R, Talley N, Thompson W, *et al.* *ROME III: The Functional Gastrointestinal Disorders*. New Haven, CT: Yale University Section of Digestive Disease, Degnon Associates; 2006.
5. Kennedy A, Nelson E, Reeves D, Richardson G, Roberts C, Robinson A, *et al.* A randomised controlled trial to assess the impact of a package comprising a patient-orientated, evidence-based self-help guidebook and patient-centred consultations on disease management and satisfaction in inflammatory bowel disease. *Health Technol Assess* 2003;**7**(28). <https://doi.org/10.3310/hta7280>
6. Kennedy A, Nelson E, Reeves D, Richardson G, Robinson A, Rogers A, *et al.* A randomised controlled trial to assess effectiveness and cost of a patient orientated self-management approach to chronic inflammatory bowel disease. *Gut* 2004;**53**:1639–45. <https://doi.org/10.1136/gut.2003.034256>
7. Kennedy A, Robinson A. *A Handy Guide to Managing Irritable Bowel Syndrome*. Southampton: RTFB Publishing Limited; 2000.
8. Kennedy A, Robinson A. *A Handy Guide to Managing Ulcerative Colitis*. 2nd edn. Southampton: RTFB Publishing Limited; 2002.
9. Kennedy A, Robinson A. *A Handy Guide to Managing Crohn's Disease*. Southampton: RTFB Publishing Limited; 2000.
10. Kennedy A, Robinson A, Rogers A. Incorporating patients' views and experiences of life with IBS in the development of an evidence based self-help guidebook. *Patient Educ Couns* 2003;**50**:303–10. [https://doi.org/10.1016/S0738-3991\(03\)00054-5](https://doi.org/10.1016/S0738-3991(03)00054-5)
11. Kennedy AP, Robinson AJ, Thompson DG, Wilkin D. Development of a guidebook to promote patient participation in the management of ulcerative colitis. *Health Soc Care Community* 1999;**7**:177–86. <https://doi.org/10.1046/j.1365-2524.1999.00174.x>
12. Kennedy A, Robinson J, Hann M, Thompson D, Wilkin D. A cluster randomized controlled trial of a patient-centred guidebook for patients with ulcerative colitis: effect on knowledge, anxiety and quality of life. *Health Soc Care Community* 2003;**11**:64–72. <https://doi.org/10.1046/j.1365-2524.2003.00399.x>
13. Kennedy AP, Rogers AE. Improving patient involvement in chronic disease management: the views of patients, GPs and specialists on a guidebook for ulcerative colitis. *Patient Educ Couns* 2002;**47**:257–63. [https://doi.org/10.1016/S0738-3991\(01\)00228-2](https://doi.org/10.1016/S0738-3991(01)00228-2)
14. Kennedy A, Rogers A, Bower P. Support for self care for patients with chronic disease. *BMJ* 2007;**335**:968–70. <https://doi.org/10.1136/bmj.39372.540903.94>
15. Robinson A, Lee V, Kennedy A, Middleton L, Rogers A, Thompson DG, *et al.* A randomised controlled trial of self-help interventions in patients with a primary care diagnosis of irritable bowel syndrome. *Gut* 2006;**55**:643–8. <https://doi.org/10.1136/gut.2004.062901>

16. Miller V, Whorwell PJ. Hypnotherapy for functional gastrointestinal disorders: a review. *Int J Clin Exp Hypn* 2009;**57**:279–92. <https://doi.org/10.1080/00207140902881098>
17. Whorwell PJ. Behavioral therapy for IBS. *Nat Clin Pract Gastroenterol Hepatol* 2009;**6**:148–9. <https://doi.org/10.1038/ncpgasthep1361>
18. Murray C, Lopez A. *The Global Burden of Disease: A Comprehensive Assessment of Mortality and Disability from Diseases, Injuries, and Risk Factors in 1990 and Projected to 2020*. Cambridge, MA: Harvard School of Public Health, Harvard University Press; 1996.
19. Clark N, Becker M, Janz N, Lorig K, Rawkowski W, Anderson L. Self management of chronic disease by older adults: a review and questions for research. *J Aging Health* 1991;**3**:3–27. <https://doi.org/10.1177/089826439100300101>
20. Wanless D. *Securing Our Future Health: Taking a Long-term View*. London: HM Treasury; 2002.
21. Bower P, Blakeman T, Kennedy A, Protheroe J, Richardson G, Rogers A, et al. *What Influences People to Self Care?* Manchester: University of Manchester; 2009. URL: www.population-health.manchester.ac.uk/primarycare/npcrdc-archive/Publications/WHAT_INFLUENCES_PEOPLE_TO_SELF_CARE_MARCH_2009.pdf (accessed 27 October 2017).
22. Cartwright M, Hirani S, Rixon L, Beynon M, Doll H, Bower P, et al. Effect of telehealth on quality of life and psychological outcomes over 12 months (whole systems demonstrator telehealth questionnaire study): nested study of patient reported outcomes in a pragmatic, cluster randomised controlled trial. *BMJ* 2013;**346**:f653. <https://doi.org/10.1136/bmj.f653>
23. Lorig KR, Ritter PL, Laurent DD, Fries JF. Long-term randomized controlled trials of tailored-print and small-group arthritis self-management interventions. *Med Care* 2004;**42**:346–54. <https://doi.org/10.1097/01.mlr.0000118709.74348.65>
24. Lorig KR, Sobel DS, Stewart AL, Brown BW, Bandura A, Ritter P, et al. Evidence suggesting that a chronic disease self-management program can improve health status while reducing hospitalization: a randomized trial. *Med Care* 1999;**37**:5–14. <https://doi.org/10.1097/00005650-199901000-00003>
25. Kennedy A, Reeves D, Bower P, Lee V, Middleton E, Richardson G, et al. The effectiveness and cost effectiveness of a national lay-led self care support programme for patients with long-term conditions: a pragmatic randomised controlled trial. *J Epidemiol Community Health* 2007;**61**:254–61. <https://doi.org/10.1136/jech.2006.053538>
26. Glasgow RE, Vogt TM, Boles SM. Evaluating the public health impact of health promotion interventions: the RE-AIM framework. *Am J Public Health* 1999;**89**:1322–7. <https://doi.org/10.2105/AJPH.89.9.1322>
27. Ham C. Chronic care in the English National Health Service: progress and challenges. *Health Aff* 2009;**28**:190–201. <https://doi.org/10.1377/hlthaff.28.1.190>
28. Haggerty JL, Reid RJ, Freeman GK, Starfield BH, Adair CE, McKendry R. Continuity of care: a multidisciplinary review. *BMJ* 2003;**327**:1219–21. <https://doi.org/10.1136/bmj.327.7425.1219>
29. Starfield B. Is primary care essential? *Lancet* 1994;**344**:1129–33. [https://doi.org/10.1016/S0140-6736\(94\)90634-3](https://doi.org/10.1016/S0140-6736(94)90634-3)
30. Starfield B. *Primary Care: Concept, Evaluation and Policy*. New York, NY: Oxford University Press; 1992.
31. Parchman ML, Pugh JA, Romero RL, Bowers KW. Competing demands or clinical inertia: the case of elevated glycosylated hemoglobin. *Ann Fam Med* 2007;**5**:196–201. <https://doi.org/10.1370/afm.679>

32. Blakeman T, Bower P, Reeves D, Chew-Graham C. Bringing self-management into clinical view: a qualitative study of long-term condition management in primary care consultations. *Chronic Illn* 2010;**6**:136–50. <https://doi.org/10.1177/1742395309358333>
33. Blakeman T, Macdonald W, Bower P, Gately C, Chew-Graham C. A qualitative study of GPs' attitudes to self-management of chronic disease. *Br J Gen Pract* 2006;**56**:407–14.
34. Checkland K, Harrison S, McDonald R, Grant S, Campbell S, Guthrie B. Biomedicine, holism and general medical practice: responses to the 2004 General Practitioner contract. *Sociol Health Illness* 2008;**30**:788–803. <https://doi.org/10.1111/j.1467-9566.2008.01081.x>
35. Kennedy A, Rogers A. Improving self-management skills: a whole systems approach. *Br J Nurs* 2001;**10**:734–7. <https://doi.org/10.12968/bjon.2001.10.11.10435>
36. Bury M. Chronic illness as biographical disruption. *Sociol Health Illn* 1982;**4**:167–82. <https://doi.org/10.1111/1467-9566.ep11339939>
37. Bury M. The sociology of chronic illness: a review of research and prospects. *Sociol Health Illn* 1991;**13**:451–68. <https://doi.org/10.1111/j.1467-9566.1991.tb00522.x>
38. Bury M, Newbould J, Taylor D. *A Rapid Review of the Current State of Knowledge Regarding Lay Led Self-management of Chronic Illness: Evidence Review*. London: National Institute for Health and Care Excellence; 2005.
39. Craig P, Dieppe P, Macintyre S, Michie S, Nazareth I, Petticrew M, et al. Developing and evaluating complex interventions: the new Medical Research Council guidance. *BMJ* 2008;**337**:a1655. <https://doi.org/10.1136/bmj.a1655>
40. Craig P, Dieppe P, Macintyre S, Michie S, Nazareth I, Petticrew M. *Developing and Evaluating Complex Interventions: New Guidance*. London; 2008. URL: www.mrc.ac.uk/documents/pdf/complex-interventions-guidance/ (accessed 27 October 2017).
41. Kennedy A, Lovell K. *A Handy Guide to Managing Depression and Anxiety*. Southampton: RTFB Publishing Limited; 2002.
42. Kennedy A, Gask L, Rogers A. Training professionals to engage with and promote self-management. *Health Educ Res* 2005;**20**:567–78. <https://doi.org/10.1093/her/cyh018>
43. Kennedy A, Chew-Graham C, Blakeman T, Bowen A, Gardner C, Protheroe J, et al. Delivering the WISE (Whole Systems Informing Self-Management Engagement) training package in primary care: learning from formative evaluation. *Implement Sci* 2010;**5**:7. <https://doi.org/10.1186/1748-5908-5-7>
44. Protheroe J, Blakeman T, Bower P, Chew-Graham C, Kennedy A. An intervention to promote patient participation and self-management in long term conditions: development and feasibility testing. *BMC Health Serv Res* 2010;**10**:206. <https://doi.org/10.1186/1472-6963-10-206>
45. Charles C, Gafni A, Whelan T. Decision-making in the physician-patient encounter: revisiting the shared treatment decision-making model. *Soc Sci Med* 1999;**49**:651–61. [https://doi.org/10.1016/S0277-9536\(99\)00145-8](https://doi.org/10.1016/S0277-9536(99)00145-8)
46. Charles C, Gafni A, Whelan T, O'Brien MA. Treatment decision aids: conceptual issues and future directions. *Health Expect* 2005;**8**:114–25. <https://doi.org/10.1111/j.1369-7625.2005.00325.x>
47. Grant C, Goodenough T, Harvey I, Hine C. A randomised controlled trial and economic evaluation of a referrals facilitator between primary care and the voluntary sector. *BMJ* 2000;**320**:419–23. <https://doi.org/10.1136/bmj.320.7232.419>
48. Gask L. Small group interactive techniques utilizing video feedback. *Int J Psychiatry Med* 1998;**28**:97–113. <https://doi.org/10.2190/U8MM-JX7Y-LTOT-RKPX>

49. Houghton L, Hetyman D, Whorwell P. Symptomatology, quality of life and economic features of irritable bowel syndrome – the effect of hypnotherapy. *Aliment Pharmacol Ther* 1996;**10**:91–5. <https://doi.org/10.1111/j.1365-2036.1996.tb00181.x>
50. Mikocka-Walus A, Turnbull D, Moulding N, Wilson I, Andrews JM, Holtmann G. Psychological comorbidity and complexity of gastrointestinal symptoms in clinically diagnosed irritable bowel syndrome patients. *J Gastroenterol Hepatol* 2008;**23**:1137–43. <https://doi.org/10.1111/j.1440-1746.2007.05245.x>
51. Lackner JM, Mesmer C, Morley S, Dowzer C, Hamilton S. Psychological treatments for irritable bowel syndrome: a systematic review and meta-analysis. *J Consult Clin Psychol* 2004;**72**:1100–13. <https://doi.org/10.1037/0022-006X.72.6.1100>
52. Whorwell PJ, Prior A, Faragher EB. Controlled trial of hypnotherapy in the treatment of severe refractory irritable-bowel syndrome. *Lancet* 1984;**2**:1232–4. [https://doi.org/10.1016/S0140-6736\(84\)92793-4](https://doi.org/10.1016/S0140-6736(84)92793-4)
53. National Institute for Health and Care Excellence. *Depression: Management of Depression in Primary and Secondary Care*. London: National Institute for Health and Care Excellence; 2007. URL: www.nice.org.uk/guidance/cg23/documents/cg23-depression-nice-guideline-marked-up-with-proposed-amendments2 (accessed 27 October 2017).
54. Pinnock H, Epiphaniou E, Taylor S. Phase IV implementation studies. The forgotten finale to the complex intervention methodology framework. *Ann Am Thorac Soc* 2014;**11**:S118–22. <https://doi.org/10.1513/AnnalsATS.201308-259RM>
55. Kennedy A, Bower P, Reeves D, Blakeman T, Bowen R, Chew-Graham C, et al. Implementation of self management support for long term conditions in routine primary care settings: cluster randomised controlled trial. *BMJ* 2013;**346**:f2882. <https://doi.org/10.1136/bmj.f2882>
56. Williams G, McGregor H, Kind D, Nelson C, Glasgow R. Variation in perceived competence, glycemic control, and patient satisfaction: relationship to autonomy support from physicians. *Patient Educ Couns* 2005;**57**:39–45. <https://doi.org/10.1016/j.pec.2004.04.001>
57. Lorig K, Stewart A, Ritter P, Gonzalez V, Laurent D, Lynch J. *Outcome Measures for Health Education and Other Health Care Interventions*. Thousand Oaks, CA: Sage; 1996.
58. Kind P. The EuroQoL Instrument: An Index of Health-related Quality of Life. In Spilker B, editor. *Quality of Life and Pharmacoeconomics in Clinical Trials*. Philadelphia, PA: Lippincott-Raven; 1996. pp. 191–201.
59. The EuroQol Group. EuroQol – a new facility for the measurement of health-related quality of life. *Health Policy* 1990;**16**:199–208. [https://doi.org/10.1016/0168-8510\(90\)90421-9](https://doi.org/10.1016/0168-8510(90)90421-9)
60. Moore GF, Audrey S, Barker M, Bond L, Bonell C, Hardeman W, et al. Process evaluation of complex interventions: Medical Research Council guidance. *BMJ* 2015;**350**. <http://dx.doi.org/10.1136/bmj.h1258>
61. Torgerson DJ. Contamination in trials: is cluster randomisation the answer? *BMJ* 2001;**322**:355–7. <https://doi.org/10.1136/bmj.322.7282.355>
62. Bower P, Kennedy A, Reeves D, Rogers A, Blakeman T, Chew-Graham C, et al. A cluster randomised controlled trial of the clinical and cost-effectiveness of a ‘whole systems’ model of self-management support for the management of long- term conditions in primary care: trial protocol. *Implement Sci* 2012;**7**:7. <https://doi.org/10.1186/1748-5908-7-7>
63. Matthews JN, Altman DG, Campbell MJ, Royston P. Analysis of serial measurements in medical research. *BMJ* 1990;**300**:230–5. <https://doi.org/10.1136/bmj.300.6719.230>

64. Manca A, Hawkins N, Sculpher MJ. Estimating mean QALYs in trial-based cost-effectiveness analysis: the importance of controlling for baseline utility. *Health Econ* 2005;**14**:487–96. <https://doi.org/10.1002/hec.944>
65. Curtis L. *Unit Costs of Health and Social Care 2010*. Canterbury: Personal Social Services Research Unit, University of Kent; 2010.
66. Curtis L. *Unit Costs of Health and Social Care 2011*. Canterbury: Personal Social Services Research Unit, University of Kent; 2011.
67. Curtis L. *Unit Costs of Health and Social Care 1998*. Canterbury: Personal Social Services Research Unit, University of Kent; 1998.
68. Fenwick E, O'Brien BJ, Briggs A. Cost-effectiveness acceptability curves – facts, fallacies and frequently asked questions. *Health Econ* 2004;**13**:405–15. <https://doi.org/10.1002/hec.903>
69. Fenwick E, Claxton K, Sculpher M. Representing uncertainty: the role of cost-effectiveness acceptability curves. *Health Econ* 2001;**10**:779–87. <https://doi.org/10.1002/hec.635>
70. Kennedy A, Rogers A, Bowen R, Lee V, Blakeman T, Gardner C, *et al*. Implementing, embedding and integrating self-management support tools for people with long-term conditions in primary care nursing: a qualitative study. *Int J Nurs Stud* 2014;**51**:1103–13. <https://doi.org/10.1016/j.ijnurstu.2013.11.008>
71. Wanless D, Forder J. *Securing Good Care for Older People: Taking a Long-term View*. 2006. URL: www.kingsfund.org.uk/sites/default/files/field/field_publication_file/securing-good-care-for-older-people-wanless-2006.pdf (accessed 27 October 2017).
72. May C. A rational model for assessing and evaluating complex interventions in health care. *BMC Health Serv Res* 2006;**6**:86. <https://doi.org/10.1186/1472-6963-6-86>
73. Macdonald W, Rogers A, Blakeman T, Bower P. Practice nurses and the facilitation of self-management in primary care. *J Adv Nurs* 2008;**62**:191–9. <https://doi.org/10.1111/j.1365-2648.2007.04585.x>
74. Bodenheimer T, Berry-Millet R. *Care Management of Patients with Complex Health Care Needs. Research Synthesis report No. 19*. San Francisco, CA: University of California Center for Excellence in Primary Care; 2009.
75. Bodenheimer T, Lorig K, Holman H, Grumbach K. Patient self-management of chronic disease in primary care. *JAMA* 2002;**288**:2469–75. <https://doi.org/10.1001/jama.288.19.2469>
76. Bodenheimer T, Wagner EH, Grumbach K. Improving primary care for patients with chronic illness: the chronic care model, part 2. *JAMA* 2002;**288**:1909–14. <https://doi.org/10.1001/jama.288.15.1909>
77. May CR, Mair F, Finch T, MacFarlane A, Dowrick C, Treweek S, *et al*. Development of a theory of implementation and integration: Normalization Process Theory. *Implement Sci* 2009;**4**:29. <https://doi.org/10.1186/1748-5908-4-29>
78. Morris R, Sanders C, Kennedy A, Rogers A. Shifting priorities in multimorbidity: a longitudinal qualitative study of patient's prioritization of multiple conditions. *Chronic Illn* 2011;**7**:147–61. <https://doi.org/10.1177/1742395310393365>
79. Rogers A, Vassilev I, Sanders C, Kirk S, Chew-Graham C, Kennedy A, *et al*. Social networks, work and network-based resources for the management of long-term conditions: a framework and study protocol for developing self-care support. *Implement Sci* 2011;**6**:56. <https://doi.org/10.1186/1748-5908-6-56>

80. Halder SL, Locke GR III, Schleck CD, Zinsmeister AR, Melton LJ III, Talley NJ. Natural history of functional gastrointestinal disorders: a 12-year longitudinal population-based study. *Gastroenterology* 2007;**133**:799–807. <https://doi.org/10.1053/j.gastro.2007.06.010>
81. National Institute for Health and Care Excellence. *Irritable Bowel Syndrome in Adults: Diagnosis and Management Clinical Guideline*. London: National Institute for Health and Care Excellence; 2008. URL: nice.org.uk/guidance/cg61 (accessed 26 October 2017).
82. Halder S, Macfarlane GJ, Thompson D, O'Brien SJ, Musleh M, McBeth J. Predictors of persistent gastrointestinal symptoms among new presenters to primary care. *Eur J Gastroenterol Hepatol* 2010;**22**:296–305. <https://doi.org/10.1097/MEG.0b013e32832bab61>
83. Tai TW, Anandarajah S, Dhoul N, de Lusignan S. Variation in clinical coding lists in UK general practice: a barrier to consistent data entry? *Inform Prim Care* 2007;**15**:143–50.
84. Knottnerus JA, van Weel C, Muris JW. Evaluation of diagnostic procedures. *BMJ* 2002;**324**:477–80. <https://doi.org/10.1136/bmj.324.7335.477>
85. Longstreth GF, Thompson WG, Chey WD, Houghton LA, Mearin F, Spiller RC. Functional bowel disorders. *Gastroenterology* 2006;**130**:1480–91. <https://doi.org/10.1053/j.gastro.2005.11.061>
86. Soler JK, Pringle M. Research using electronic patient records in general practice. The EGPRN meeting in Bertinoro, Italy, May 2009. *Eur J Gen Pract* 2010;**16**:186–9. <https://doi.org/10.3109/13814788.2010.501374>
87. Seminara NM, Abuabara K, Shin DB, Langan SM, Kimmel SE, Margolis D, et al. Validity of The Health Improvement Network (THIN) for the study of psoriasis. *Br J Dermatol* 2011;**164**:602–9. <https://doi.org/10.1111/j.1365-2133.2010.10134.x>
88. Seaburn DB, Morse D, McDaniel SH, Beckman H, Silberman J, Epstein R. Physician responses to ambiguous patient symptoms. *J Gen Intern Med* 2005;**20**:525–30. <https://doi.org/10.1111/j.1525-1497.2005.0093.x>
89. Neal KR, Hebden J, Spiller R. Prevalence of gastrointestinal symptoms six months after bacterial gastroenteritis and risk factors for development of the irritable bowel syndrome: postal survey of patients. *BMJ* 1997;**314**:779–82. <https://doi.org/10.1136/bmj.314.7083.779>
90. Wilson S, Roberts L, Roalfe A, Bridge P, Singh S. Prevalence of irritable bowel syndrome: a community survey. *Br J Gen Pract* 2004;**54**:495–502.
91. Goldberg D. *Manual of the General Health Questionnaire*. Windsor: Nelson National Foundation for Educational Research; 1978.
92. Francis CY, Morris J, Whorwell PJ. The irritable bowel severity scoring system: a simple method of monitoring irritable bowel syndrome and its progress. *Aliment Pharmacol Ther* 1997;**11**:395–402. <https://doi.org/10.1046/j.1365-2036.1997.142318000.x>
93. Patrick DL, Drossman DA, Frederick IO, DiCesare J, Puder KL. Quality of life in persons with irritable bowel syndrome: development and validation of a new measure. *Dig Dis Sci* 1998;**43**:400–11. <https://doi.org/10.1023/A:1018831127942>
94. Office for National Statistics, Postcode Directories. *GeoConvert*. November 2015 edn. UK Data Service; 2015. URL: <http://geoconvert.mimas.ac.uk/> (accessed 27 October 2017).
95. Rey E, Talley NJ. Irritable bowel syndrome: novel views on the epidemiology and potential risk factors. *Dig Liver Dis* 2009;**41**:772–80. <https://doi.org/10.1016/j.dld.2009.07.005>
96. Kruis W, Thieme C, Weinzierl M, Schussler P, Holl J, Paulus W. A diagnostic score for the irritable bowel syndrome. Its value in the exclusion of organic disease. *Gastroenterol* 1984;**87**:1–7.

97. Manning AP, Thompson WG, Heaton KW, Morris AF. Towards positive diagnosis of the irritable bowel. *Br Med J* 1978;**2**:653–4. <https://doi.org/10.1136/bmj.2.6138.653>
98. Thompson WG, Creed FH, Drossman DA, Heaton KW, Mazzacca G. Functional bowel disorders and functional abdominal pain. *Gastroenterol Int* 1992;**5**:75–91.
99. Thompson WG, Longstreth GF, Drossman DA, Heaton KW, Irvine EJ, Muller-Lissner SA. Functional bowel disorders and functional abdominal pain. *Gut* 1999;**45**:1143–7. <https://doi.org/10.1136/gut.45.2008.ii43>
100. Hungin AP, Whorwell PJ, Tack J, Mearin F. The prevalence, patterns and impact of irritable bowel syndrome: an international survey of 40,000 subjects. *Aliment Pharmacol Ther* 2003;**17**:643–50. <https://doi.org/10.1046/j.1365-2036.2003.01456.x>
101. Akehurst RL, Brazier JE, Mathers N, O’Keefe C, Kaltenthaler E, Morgan A, *et al.* Health-related quality of life and cost impact of irritable bowel syndrome in a UK primary care setting. *Pharmacoeconomics* 2002;**20**:455–62. <https://doi.org/10.2165/00019053-200220070-00003>
102. Casiday RE, Hungin AP, Cornford CS, de Wit NJ, Blell MT. Patients’ explanatory models for irritable bowel syndrome: symptoms and treatment more important than explaining aetiology. *Fam Pract* 2009;**26**:40–7. <https://doi.org/10.1093/fampra/cmn087>
103. Dixon-Woods M, Critchley S. Medical and lay views of irritable bowel syndrome. *Fam Pract* 2000;**17**:108–13. <https://doi.org/10.1093/fampra/17.2.108>
104. Farndale R, Roberts L. Long-term impact of irritable bowel syndrome: a qualitative study. *Prim Health Care Res Dev* 2011;**12**:52–67. <https://doi.org/10.1017/S1463423610000095>
105. Bijkerk CJ, de Wit NJ, Stalman WA, Knottnerus JA, Hoes AW, Muris JW. Irritable bowel syndrome in primary care: the patients’ and doctors’ views on symptoms, etiology and management. *Can J Gastroenterol* 2003;**17**:363–8. <https://doi.org/10.1155/2003/532138>
106. Yale SH, Musana AK, Kieke A, Hayes J, Glurich I, Chyou PH. Applying case definition criteria to irritable bowel syndrome. *Clin Med Res* 2008;**6**:9–16. <https://doi.org/10.3121/cmr.2008.788>
107. Henwood KL, Pidgeon NF. Qualitative research and psychological theorizing. *Br J Psychol* 1992;**83**:97–111. <https://doi.org/10.1111/j.2044-8295.1992.tb02426.x>
108. McGowan L, Escott D, Luker K, Creed F, Chew-Graham C. Is chronic pelvic pain a comfortable diagnosis for primary care practitioners: a qualitative study. *BMC Fam Pract* 2010;**11**:7. <https://doi.org/10.1186/1471-2296-11-7>
109. Thompson WG, Heaton KW, Smyth GT, Smyth C. Irritable bowel syndrome: the view from general practice. *Eur J Gastroenterol Hepatol* 1997;**9**:689–92. <https://doi.org/10.1097/00042737-199707000-00008>
110. Chew-Graham CA, Cahill G, Dowrick C, Wearden A, Peters S. Using multiple sources of knowledge to reach clinical understanding of chronic fatigue syndrome. *Ann Fam Med* 2008;**6**:340–8. <https://doi.org/10.1370/afm.867>
111. Williams RE, Black CL, Kim HY, Andrews EB, Mangel AW, Buda JJ, *et al.* Stability of irritable bowel syndrome using a Rome II-based classification. *Aliment Pharmacol Ther* 2006;**23**:197–205. <https://doi.org/10.1111/j.1365-2036.2006.02723.x>
112. Chang L. Review article: epidemiology and quality of life in functional gastrointestinal disorders. *Aliment Pharmacol Ther* 2004;**20**(Suppl. 7):31–9. <https://doi.org/10.1111/j.1365-2036.2004.02183.x>
113. Guthrie E. Medically unexplained symptoms in primary care. *Advances in Psychiatric Treatment* 2008;**14**:432–40. <https://doi.org/10.1192/apt.bp.106.003335>

114. Dhaliwal SK, Hunt RH. Doctor-patient interaction for irritable bowel syndrome in primary care: a systematic perspective. *Eur J Gastroenterol Hepatol* 2004;**16**:1161–6. <https://doi.org/10.1097/00042737-200411000-00013>
115. Malpass A, Shaw A, Kessler D, Sharp D. Concordance between PHQ-9 scores and patients' experiences of depression: a mixed methods study. *Br J Gen Pract* 2010;**60**:e231–e8. <https://doi.org/10.3399/bjgp10X502119>
116. Hill JC, Whitehurst DG, Lewis M, Bryan S, Dunn KM, Foster NE, *et al.* Comparison of stratified primary care management for low back pain with current best practice (STarT Back): a randomised controlled trial. *Lancet* 2011;**378**:1560–71. [https://doi.org/10.1016/S0140-6736\(11\)60937-9](https://doi.org/10.1016/S0140-6736(11)60937-9)
117. Sanders T, Foster NE, Ong BN. Perceptions of general practitioners towards the use of a new system for treating back pain: a qualitative interview study. *BMC Med* 2011;**9**:49. <https://doi.org/10.1186/1741-7015-9-49>
118. Robinson D, Schulz E, Brown P, Price C. Updating the Read Codes: user-interactive maintenance of a dynamic clinical vocabulary. *J Am Med Inform Assoc* 1997;**4**:465–72. <https://doi.org/10.1136/jamia.1997.0040465>
119. Jordan K, Porcheret M, Croft P. Quality of morbidity coding in general practice computerized medical records: a systematic review. *Fam Pract* 2004;**21**:396–412. <https://doi.org/10.1093/fampra/cmh409>
120. Gray J, Orr D, Majeed A. Use of Read codes in diabetes management in a south London primary care group: implications for establishing disease registers. *BMJ* 2003;**326**:1130. <https://doi.org/10.1136/bmj.326.7399.1130>
121. Jordan K, Jinks C, Croft P. Health care utilization: measurement using primary care records and patient recall both showed bias. *J Clin Epidemiol* 2006;**59**:791–7. <https://doi.org/10.1016/j.jclinepi.2005.12.008>
122. Walsh SH. The clinician's perspective on electronic health records and how they can affect patient care. *BMJ* 2004;**328**:1184–7. <https://doi.org/10.1136/bmj.328.7449.1184>
123. Koloski NA, Talley NJ, Boyce PM. Predictors of health care seeking for irritable bowel syndrome and nonulcer dyspepsia: a critical review of the literature on symptom and psychosocial factors. *Am J Gastroenterol* 2001;**96**:1340–9. <https://doi.org/10.1111/j.1572-0241.2001.03789.x>
124. Koloski NA, Talley NJ, Boyce PM. Epidemiology and health care seeking in the functional GI disorders: a population-based study. *Am J Gastroenterol* 2002;**97**:2290–9. <https://doi.org/10.1111/j.1572-0241.2002.05783.x>
125. Stenner PH, Dancy CP, Watts S. The understanding of their illness amongst people with irritable bowel syndrome: a Q methodological study. *Soc Sci Med* 2000;**51**:439–52. [https://doi.org/10.1016/S0277-9536\(99\)00475-X](https://doi.org/10.1016/S0277-9536(99)00475-X)
126. Taft TH, Keefer L, Artz C, Bratten J, Jones MP. Perceptions of illness stigma in patients with inflammatory bowel disease and irritable bowel syndrome. *Qual Life Res* 2011;**20**:1391–9. <https://doi.org/10.1007/s11136-011-9883-x>
127. Rohrbeck J, Jordan K, Croft P. The frequency and characteristics of chronic widespread pain in general practice: a case-control study. *Br J Gen Pract* 2007;**57**:109–15.
128. Burton C. Beyond somatisation: a review of the understanding and treatment of medically unexplained physical symptoms (MUPS). *Br J Gen Pract* 2003;**53**:231–9.
129. Burt J, Rick J, Blakeman T, Protheroe J, Roland M, Bower P. Care plans and care planning in long-term conditions: a conceptual model. *Prim Health Care Res Dev* 2014;**15**:342–54. <https://doi.org/10.1017/S1463423613000327>

130. Reeves D, Hann M, Rick J, Rowe K, Small N, Burt J, *et al.* Care plans and care planning in the management of long-term conditions in the UK: a controlled prospective cohort study. *Br J Gen Pract* 2014;**64**:e568–75. <https://doi.org/10.3399/bjgp14X681385>
131. Great Britain. *Health and Social Care Act 2012*. Elizabeth II. Chapter 19. London: The Stationery Office; 2012.
132. Man M-S, Chaplin K, Mann C, Bower P, Brookes S, Fitzpatrick B, *et al.* Improving the management of multimorbidity in general practice: protocol of a cluster randomised controlled trial (The 3D Study). *BMJ Open* 2016;**6**. <https://doi.org/10.1136/bmjopen-2016-011261>
133. Salisbury C. Multimorbidity: redesigning health care for people who use it. *Lancet* 2012;**380**:7–9. [https://doi.org/10.1016/S0140-6736\(12\)60482-6](https://doi.org/10.1016/S0140-6736(12)60482-6)
134. Lamont T, Barber N, de Pury J, Fulop N, Garfield-Birkbeck S, Lilford R, *et al.* New approaches to evaluating complex health and care systems. *BMJ* 2016;**352**:i154. <https://doi.org/10.1136/bmj.i154>
135. Raine R, Fitzpatrick R, Barratt H, Bevan G, Black N, Boaden R, *et al.* Challenges, solutions and future directions in the evaluation of service innovations in health care and public health. *Health Serv Deliv Res* 2016;**4**.
136. Pawson R, Greenhalgh T, Harvey G, Walshe K. Realist review – a new method of systematic review designed for complex policy interventions. *J Health Serv Res Policy* 2005;**10**:S21–34. <https://doi.org/10.1258/1355819054308530>

Appendix 1 Training manual

Training Manual



WISE = Whole System Informing Self-Management Engagement

Training Manual

Definition of self care support

‘Support for self care involves increasing the capacity, confidence and efficacy of the individual for self care by providing a range of options.’ (Department of Health 2005: Self care: A real choice – Self care support: A practical option)



WISE = Whole System Informing Self-Management Engagement

The WISE approach has been developed by members of the self-management team at the National Primary Care Research and Development Centre.¹

Contents:

1. The WISE approach and key principles
2. The WISE approach and self care support in the NHS
3. Current challenges for patients
4. **Training Session 1 – Whole Practice**
 - a. How can your practice provide better self care support?
 - b. WISE tools and resources
 - c. What changes at the systems level are needed to improve how patients get self care support?
5. **Training Session 2 – Clinicians**
 - a. Improving skills
 - b. Using tools and techniques
6. Becoming a learning organisation
7. References

¹ The members of the team who developed the training package are: Tom Blakeman, Carolyn Chew-Graham, Linda Gask, Anne Kennedy, Joanne Protheroe

WISE Approach

WISE = Whole System Informing Self-Management Engagement

	Patient	Professional	Systems
Strategy	Make better use of self care support	Provide better self care support	Improve access to self care support
	↓	↓	↓
Specific method	Find best option for self care support based on: <ul style="list-style-type: none"> • Current ability and needs • Personal goals and priorities • A negotiated plan 	Training in <ul style="list-style-type: none"> • Assessing patient's skills, beliefs and values • Shared decision making • Helping patients get access to appropriate self care support 	<ul style="list-style-type: none"> • Access to training for staff • Access to computer support tools • Regular update of local support options • Ensure patients have easy access to support options • Awareness of barriers to access in the practice
Tools	<ul style="list-style-type: none"> • PRISMS • Menu of options • Management plan 	<ul style="list-style-type: none"> • Computer template • PRISMS • Explanatory model • Menu of options • Management plan 	<ul style="list-style-type: none"> • Computer template for support tools • Menu of options

The Key Principles of the WISE Approach

Self care support needs to:

- Work for: patients, professionals and fit with NHS organisation.
- Include the different ways patients self-manage.
- Build on existing skills of patients and professionals.
- Make sure people from disadvantaged backgrounds and with low health literacy are included.

The WISE approach and self care support in the NHS

The Wise approach builds on existing evidence concerning self-management interventions. It has been developed to improve the benefits of self care support by:

- Linking patients' self care needs, abilities and values to the management of their condition;
- Engaging and involving health professionals in giving self care support; and
- Making sure self care support fits into NHS systems.

WISE training will:

- Give you strategies to use in interactions with your patients
- Help you find ways to change your interactions with patients and colleagues that:
 - i. Do not disrupt the way you already work
 - ii. Improve your relationships with patients
 - iii. Help you increase your patients' responsibility for managing their conditions in a safe way.
 - iv. Allow QOF and evidence based care guidelines to be used more meaningfully.
 - v. Improve the way you work as a team

Supporting people to self care lies at the heart of policy related to management of people with long-term conditions. The Department of Health has categorised self care support into 5 types:

1. Self care information, for example
 - a. Information prescription
 - b. Audio-visual aids
2. Self care skills training, for example
 - a. Expert Patients Programme courses
 - b. Pulmonary rehabilitation classes
3. Self care support networks, for example
 - a. Peer support groups
 - b. Walking groups
4. Self care plans, for example
 - a. Asthma plans
5. Technologies and self monitoring devices, for example
 - a. Self-monitoring of blood pressure

b. Telehealth monitor in the home

Support can be specific to a long-term condition (such as diabetes or COPD); more generic (such as EPP courses); or related to health promotion issues (such as alcohol addiction or smoking).

The ultimate aim of the WISE approach is to make self care support part of everyday routine throughout the practice.

Training Participants: All the staff at a primary care practice
Training Aim: A training programme to improve knowledge and skills and change behaviour concerned with self care support

Why do we need training in how to provide self care support?

Here are some quotes from local patients and practitioners to illustrate some current problems:

1. *Current ways of monitoring and managing patients are often wasted opportunities to provide self care support – and a frustrating experience for both patients and professionals.*

COPD patient: They send for me every so often, to go for a check up and blow in through this thing.

Interviewer: OK and is that helpful? Do you learn anything then?

Patient: No not really

Interviewer: so what's the point in doing it?

Patient: She just says whether you're better than the last one you had or worse and that's it, end of story

Practice nurse: I mean the patients won't care if we've done an FEV1, but their quality of life and their breathlessness is far more important isn't it? But because of the nature of general practice now were just constantly thinking oh you know make sure the box is ticked, make sure - and at the end of the day that doesn't make any difference to the patient's quality of life and you know their agenda's probably totally different to our agenda.

2. *Both patients and practitioners think it is important to share and build on positive experiences of self care support, but this doesn't happen in the current system.*

Patient: It was a doctor that sent me here [to pulmonary rehabilitation classes], he said he thought that breathing exercises might benefit me and then but that was months and months ago and he's never asked me about it since, not to find out if I've been on it or if I've been on it how I'd gone on.

Practice nurse: Quite often you refer patients to these things and you never get any information back, so you have no idea what's gone on and when, and you're just waiting for the patient to, to see the patient again to ask what's happened.

3. *Practitioners have a wealth of experience in providing self care support that they often don't share with each other*

Quote to show example of strategy used to motivate people:

You'll pick out something like for example vacuuming the house, you know, do you find it easier now to vacuum than you did a month ago before you started this treatment, so sometimes depending on the patient you have to pick a specific activity that they're struggling with and then look at that activity again and so is it better is it worse, is it much the same and sometimes that's easier for them to focus on isn't it?

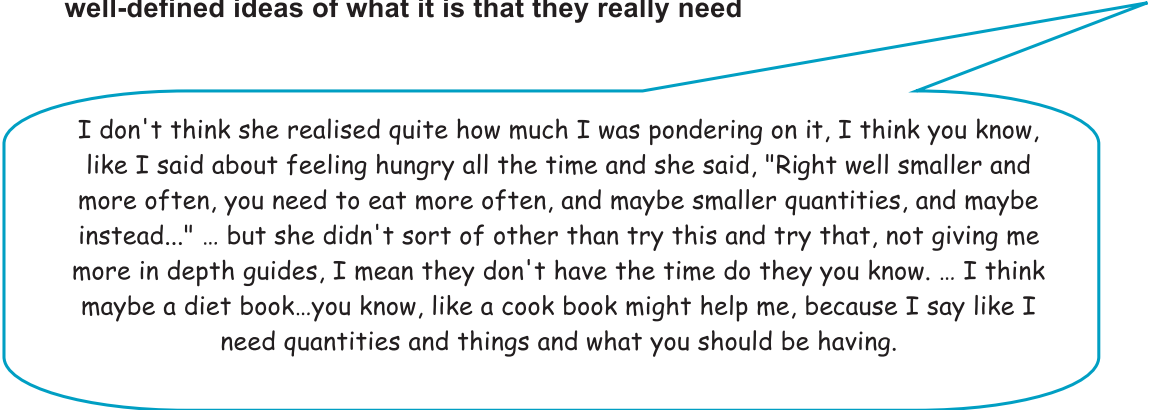
Current challenges for patients in getting their self-management needs attended to during consultations

Some general comments

1. Both clinicians and patients find it difficult and uncomfortable to challenge each others' behaviour
2. Patients do not expect the NHS to help them with self care support
3. Patients think lifestyle issues are not prioritised during consultations because clinicians don't have the time
4. Clinicians frequently ignore cues to open up discussions
5. The way problems link up could open up the discussion – sticking to guidelines can prevent this happening
6. People want help to develop strategies for future problems
7. Some people already have plans for action BUT maybe the real problem is *putting* the plan into action
8. Having more than one condition often causes dilemmas about self-management decisions
9. Some people are very stoical (those who say they have no problems although they are obviously struggling) and it is hard to get beyond this attitude.

These are some quotes from patients who are explaining the problems they have getting help to self-manage

The doctor or nurse does not recognise their information needs – patients often have well-defined ideas of what it is that they really need



I don't think she realised quite how much I was pondering on it, I think you know, like I said about feeling hungry all the time and she said, "Right well smaller and more often, you need to eat more often, and maybe smaller quantities, and maybe instead..." ... but she didn't sort of other than try this and try that, not giving me more in depth guides, I mean they don't have the time do they you know. ... I think maybe a diet book...you know, like a cook book might help me, because I say like I need quantities and things and what you should be having.

Patients sometimes don't feel able to be open and honest for fear of being told off

I try a lot of the time to push it to the back of my mind that this isn't happening to me. So some days I don't bother doing anything, and there's times I've thought, it's not me, this, it's not me. And I won't take a tablet and then I'll feel ill. And then I'll start back on my tablets. But if I tell my doctor that he'll go absolutely ballistic at me. But then he's only giving me, he's only doing it for my benefit, you know, I know why he's doing it. It does upset me as well, what's wrong with me.

Patients often know that there is more self-management work they can do – particularly around diet – and feel that medication offers an easy way out for both parties

I think in that respect um, nutrition, that is a big issue really isn't it? You know, you have to take care of that side of it and it has to be drummed that you need to take care of that side of it, because they can be quite blasé about it. And not worry about it you know, it's just oh I will take a tablet you know, so that's fine. I think you need to impress on nutrition and diet... that's the biggest thing for me, that's what I found the most confusing and still finding the most confusing and I work in a hospital and I have attempted to find answers...

Patients can be left feeling that the explanation and treatment is not tailored to their individual needs

I think with my own doctor, the thing is, there is like a lot of not describing, you know, what things are. They're just like; here, you got IBS, there you go, this is your treatment, off you go. Instead of like tailoring it to an individual... Because I want to get rid of it. I don't know if you can or not. I don't know that much about it, to be honest. I've always just been told, it's a process of elimination. You've got IBS; this is what you take for IBS. I'm thinking right, have I got to do this for the rest of my life now? I've not really been told, so I don't really know that much about it. I've just kind of, got on with it.

Patients can feel compromised when doctors and nurses are not working well together

I don't think the relationship between doctors and nurses is brilliant, you know. I don't know whether it's right or not I don't know, but one or two of the nurses are, reading between the lines you know. Whether it's the situation like I was saying before where you know, I cannot tell him what's wrong with me...I also think they're in a position where say they do a spirometry test and they say *[patient's name]* is suffering from, I think he is the type of bloke who would say, "I'll decide what *[patient's name]* is suffering from." You get the impression they don't feel like they are respected by him, sort of their opinion.

Patients can feel squashed when their expertise and knowledge is ignored

(This patient found a local group that helped with eating problem) So I was able to tell the doctor, I said you know if you have other patients with the same problem, its well worth thinking about. Well he said, "Thank you that's very interesting" but didn't attempt to take any; he certainly didn't write it down. So I doubt he'll remember it in future.

Taking active responsibility for self-management can become less likely when clinicians are reluctant to accept patients as true partners

*I will question things yes. They don't like it.
Um, well they tend to be quite dismissive you know, (The patient has diabetes and explains what happens when she first asked one health professional for a specific treatment and it was dismissed as not suitable and then a later experience when a different health professional proposed and initiated the treatment she had originally asked for.)
So now I can have it. When I didn't suggest it.*

Self-management becomes even more of a challenge when other conditions impinge on management decisions

I think a lot of people say all you have to do is not eat it, all you have to do is follow the diet. The diet isn't a problem, I know what the diet is inside out. It's the other you know, the comfort eating that I can't control.... I mean I've got to say when the GP said it to me, I actually came home and felt er, why should I stick to this diet, because I was depressed I felt, I've nothing to live for anyway, the diabetes will kill me anyway, I might as well die now, eating the things I want. I mean that was when I was very depressed and there is a tendency to feel like that you know, really why should I bother because it will kill me anyway. All I'm doing is just putting off the inevitable.

Whole Practice Training Session 1

Training Aim: How can your practice provide better self care support?

First of all you need to consider what happens to patients with long-term conditions in your practice now. Then start to think about what needs to change to improve the self care support you give them.

Whole Practice Exercise 1

Think about a typical patient with diabetes.

Consider:

1. Making appointments; are they mainly:
 - a. Self-initiated?
 - b. Clinician-led
 - c. Prompted by practice e.g. for annual review
2. Tests and monitoring
 - a. Who does blood tests, weight, eye checks, feet checks
 - b. Who gives dietary advice
3. Who do they see? How is this coordinated?
 - a. Special clinic?
 - b. A series of people at annual review?
4. How is the consultation structured?
 - a. Guideline directed
 - b. QOF focused
 - c. Is there space for discussing self care support?
 - d. When is (or should) self care support discussed?
5. What self care support is currently offered?
 - a. Informational
 - b. Skills training
 - c. Access to local support services and networks
 - d. Use of written self-management plans
 - e. Self-monitoring equipment and technologies
6. How do patients get that support – who helps them?
7. How do they get urgent advice?

Your thoughts and comments on this exercise

WISE Tools and Resources

The PRISMS tool (*Patient Report Informing Self-Management Support*)

The PRISMS form can be used during consultations to help assess patients' needs and share decisions about the most appropriate type of self care support. It can be used to help patients think about what symptoms or problems trouble them most.

Patients think using PRISMS has the following benefits:

- It can highlight areas where behavioural change is needed
- To help remember key issues to discuss
- It could cut down routine questions asked during consultations and focus on their priorities and needs
- Gives them permission to talk about issues they would not usually bring up during consultations
- It gives a focus and purpose to review consultations

Clinicians have ideas of how PRISMS could help focus on patients' priorities

"so we try and get to the bottom of the patient... you know, the main, their concerns and deal with that concern and it's knowing that, OK, so we spent a long time on that today, and we haven't done that, but we can do that next time."

When to use the PRISMS tool

The first time you use a PRISMS tool with a patient, you may need to explain:

- how they should fill it in;
- that it is designed to help focus the consultation on their support needs; and
- that it will be used to help decide what sort of self care support they need.

You can also use the explanatory leaflet about PRISMS which is included with this training pack.



At the end of the consultations, you could either print off a blank copy of the PRISMS form for them to fill in before their next visit or decide together to go through the form during the next consultation. Some patients may find it helpful to keep their completed charts as a

record of their support needs. Those patients who are coping well may not need to use the form.

Another way the PRISMS forms can be used is to send them out with letters inviting patients to come for their annual review consultation. We suggest that you include the following explanation:

Using the PRISMS form

This form is something you can fill in before you come for a consultation with your doctor or nurse.

It is to help you think about how well you are able to manage your health and what you need most help with.

It will be used by your doctor or nurse to help them find the right sort of support for you.

The form can be used by anyone so some items may not be a problem for the health condition you have.

What to do

Here is a made-up example of how to fill in the form.

This is a woman who is worried about her breathing. She does not have a problem with pain at the moment.

		Not a Problem		Big problem
X	Shortness of breath	☺	—————	X ☹
	Pain	☺	—————	☹

Put a cross in the box on the left to show up to 3 items you need most help with

Mark the line to show how much of a problem each item is for you

She feels that she is unable to get out and do the things that she would like to do. She would like some help with this.

X	Getting out and doing things that you enjoy	☺	—————	X ☹
	Sexual problems	☺	X —————	☹

PRISMS – Patient Report Informing Self-Management Support

Please put a cross on the line to show how much of a problem each item is for you

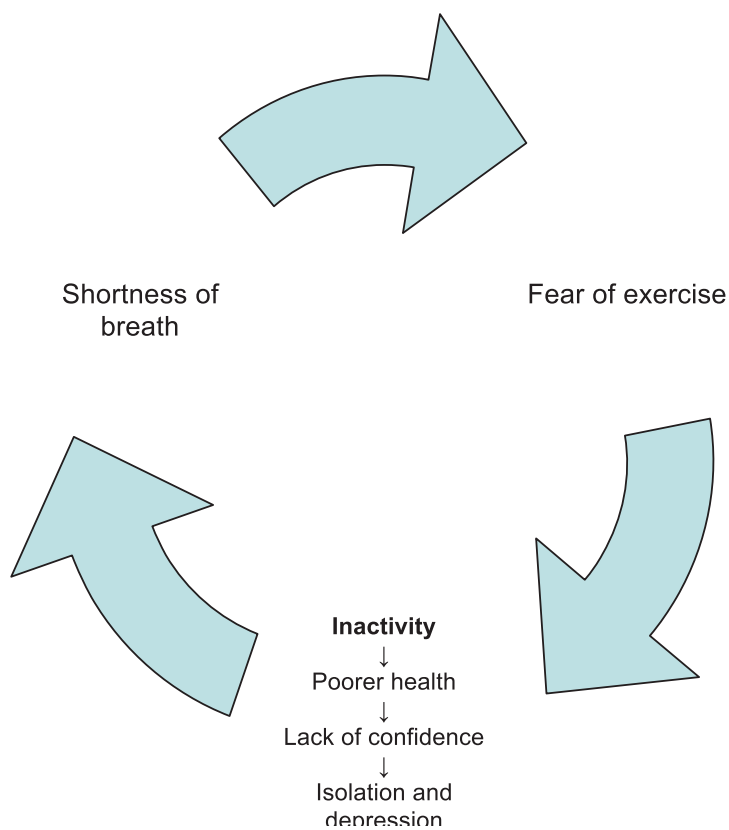
	Not a problem	Big problem
Being tired, no energy	☺ _____ ☹	
Stress and worry	☺ _____ ☹	
Shortness of breath	☺ _____ ☹	
Pain	☺ _____ ☹	
Sleep problems	☺ _____ ☹	
Managing to work	☺ _____ ☹	
Support from family and friends	☺ _____ ☹	
Support from the NHS	☺ _____ ☹	
Learning about your condition	☺ _____ ☹	
Being able to relax	☺ _____ ☹	
Doing exercise	☺ _____ ☹	
Getting out and doing things that you enjoy	☺ _____ ☹	
Sexual problems	☺ _____ ☹	
Healthy eating	☺ _____ ☹	
Stopping smoking	☺ _____ ☹	
Managing your medicines	☺ _____ ☹	
Measuring your symptoms at home	☺ _____ ☹	
Any other problems?		

Now, please put a cross beside the 3 items you feel that you need most help with

Explanatory Models

Explanatory models are ways to make sense of problems and highlight the misplaced beliefs patients sometimes have about the management of a condition. You may find that your patients have a different way of explaining or understanding their condition than the medical model you think about and use.

Here is an example of an explanatory model that can be used with people who have COPD and who are too scared to exercise because they fear an acute episode of breathlessness. Try to think of a similar model to use for people with diabetes who feel they can't exercise.



Developing and using a menu of options

Patients have different needs and a 'one-size fits all' approach to self care support is not likely to be effective. The WISE approach is to get your practice to set up a menu of self care support options. You can link your initial assessment of patients to this so as to provide interventions more suited to their needs.

How you develop and use the menu will depend on:

- What is available locally (for example, whether EPP courses are being run by the PCT).
- What you as a practice decide is important for the population you serve.

Suggested options for self care support

- Information sources
 - Web based information
 - Guidebooks
- Group training and support
 - EPP courses
 - Group education
 - Exercise classes
- Voluntary sector and local support
 - Patient support groups
 - Health trainers
- Stepped up care for IBS
 - Cognitive Behavioural Therapy
 - Hypnotherapy



Stepped-up care

New services have been provided by Salford PCT for patients with IBS who are having problems managing their condition. These are:

- CBT – Cognitive Behavioural Therapy; and
- Hypnotherapy

Information sources

Guidebooks for people with COPD, diabetes or IBS have been developed to fit with the WISE approach and are available for your practice to use as a source for information support.



This is the introduction which outlines the content and purpose of the guidebooks:

There are two types of research evidence that you can use to help you manage your diabetes:

1. Medical evidence about treatment
2. People's own knowledge and experience about how to live with diabetes

This guidebook will tell you about what has been learned about how people live with diabetes. This sort of evidence comes from interviews with people and research about self-management. Many people with diabetes are also interested in medical evidence about treatment and use this knowledge to help them manage their day-to-day lives.

We know that this sort of information does help people feel better and more able to manage their conditions. You may be helped by finding out how other people deal with the day-to-day struggles and problems of having diabetes. You may find support from finding out that other people have the same thoughts and feelings as you.

We hope you will use this guidebook to:

1. Think about how you are managing your diabetes now.
2. Think about whether you want to change anything.
3. Plan ways to make changes by
 - a. Doing things for yourself; or
 - b. Working with your doctor or nurse.

Remember:

- You know best how to manage **your** life with diabetes
- No-one expects you to know everything about diabetes. Medical knowledge changes all the time – it is ok to ask basic questions even when you have had diabetes for years. Some people find it helpful to go back over the basics as a reminder.

Group level interventions

Group interventions such as Pulmonary Rehabilitation classes are an effective way of improving patients' health outcomes. The Expert Patients Programme course has been included on the menu because evaluation of the EPP found that it improved people's confidence and many people enjoyed and valued the group aspects of the course.

Using the voluntary sector

There are probably many schemes and voluntary organisations in your local area that could provide help and support your patients might benefit from. The problem lies in keeping an up-to-date record of what they offer along with contact names and addresses.

Training Aim: What changes at the systems level are needed to improve how patients get self care support?

System change

To make change happen, support from senior management is vital and plans for action need to include the whole practice team, not just clinicians. The WISE approach involves making changes to improve access to primary care and relevant social care and community resources (e.g. group-based support, voluntary organisations, and internet resources). These changes will involve discussion at practice level and contact with the PCT to develop a local menu of self care support options.

Building tools into the practice computer system should help bring self care support issues into the consultation. Remember, there are potential problems with using computerised templates and checklists during consultations; they can make it hard to focus the consultation on what the patient wants to discuss.

There are a number of things to think about.

1. How to create computer templates for the tools so that they can be easily accessed during consultations
2. How to ensure local self care support options are kept up-to-date and are accessible by all staff – including information about social services
3. How to help patients access useful web-sites and print off information

A model for developing opportunities

Working from a strong foundation

Look back at the positive actions you identified at the end of the process mapping exercise.

- What works well in your practice currently around the Self Care support you provide to your patients?
- What do you value about your place of work?
- What works well within your team?

The perfect future

If you consider for a moment what would be the perfect/ideal vision for your general practice in how you work together, how your patients would behave.

If a miracle happened tonight as you were sleeping and you were unaware it happened because you were asleep....

When you arrive at work how will you know that the transformation has happened?

What will you be doing?

What will your patients be doing?

What will your colleagues be doing?

Make a note of your thoughts and ideas

Small steps to big changes

What small action could you make as an individual or as an organisation to make a big impact on your patients' experience?

Make a note of your thoughts on your small steps for big changes

Putting the WISE tool- PRISMS into action

As a group work together on how you can put PRISMS into practice over the next three months.

Collectively create a poster that show how and when you will do this

Make a note of your thoughts on the action plans for putting PRISMS into practice

Using problem - solving skills

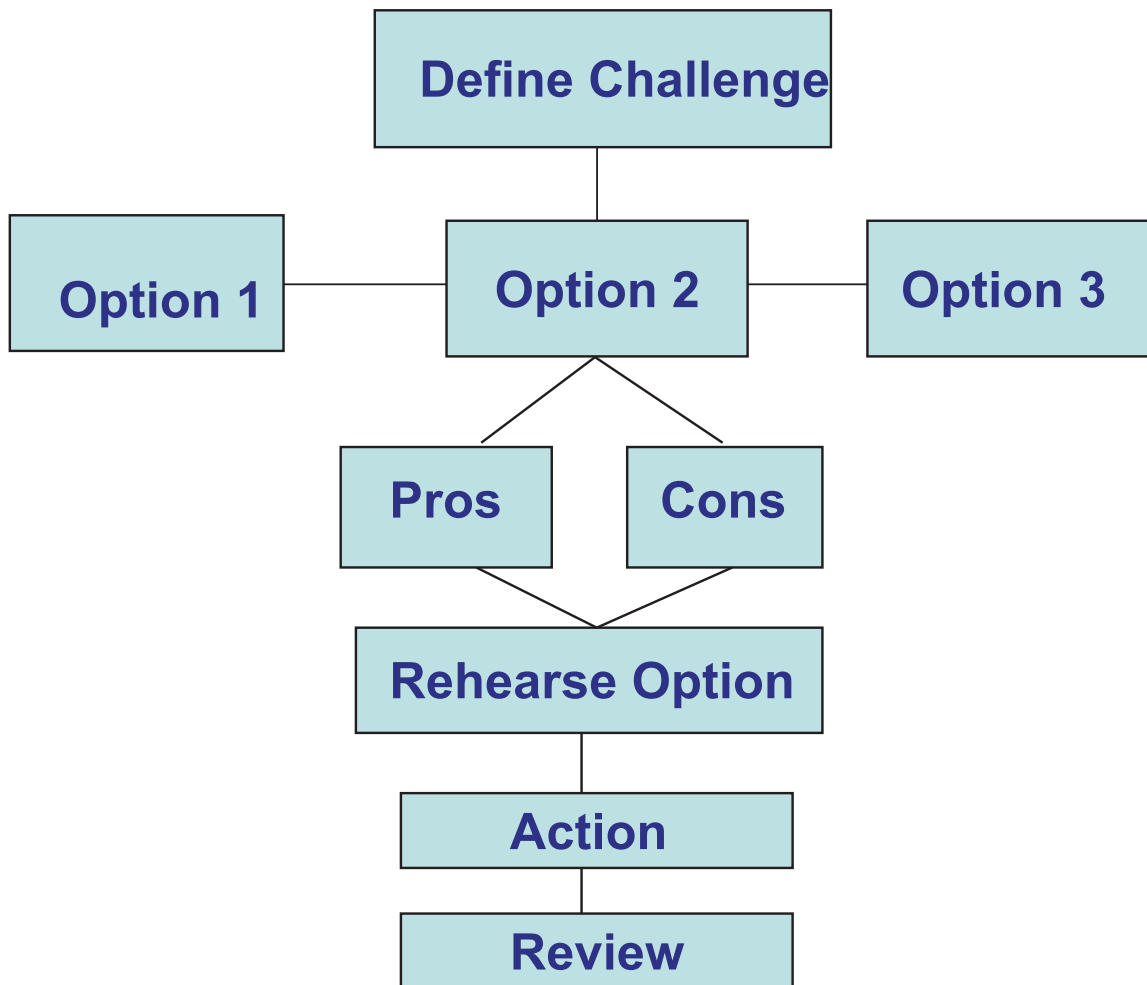
There are simple techniques you can use as a group to come up with a plan for how your practice can introduce the WISE approach and tools into everyday practice. These skills can also be used to help you find group solutions to other management challenges.

Step 1

- What is our list of challenges?
- Which shall we deal with first?
 - Hint: Choose an 'easier win' first
- What exactly is wrong?
 - Whose challenge?
 - What are the issues?
 - What needs to change?
- What are the options for dealing with it?
 - Brainstorm
 - List them

Step 2

- What are the 'pros' and 'cons' of each option?
- What is the best way forward?
- What exactly do we have to do?



Whole Practice Exercise 2

Using the model above – come up with a plan of action for the following:

1. PRISMS – how to make the PRISMS form work in your practice
2. Menu options – how to compile and maintain a list of local resources practice staff can access

Make a note of your thoughts on the action plans

Whole Practice Exercise 3

Decide on people in the practice who will put WISE into action. Perhaps you could link this to the work you do as a practice to make sure the QOF clinical indicators are met.

1. Find ways to get WISE tools into practice
2. Generate a list of local self care support resources

Notes**Summary of system changes needed to improve self care support**

- Make sure staff are trained.
- Use computer support tools.
- Make sure details about local self care support options are kept up to date.
- Make sure patients have easy access to support options.
- Promote new ways of working within the system.
- Identify someone in the practice who will take the lead on making sure systems are kept up to date.

Appendix 2 Consolidated Standards of Reporting Trials checklist

Section/topic	Item number	Checklist item	Reported on page number
Title and abstract			
	1a	Identification as a randomised trial in the title	i
	1b	Structured summary of trial design, methods, results, and conclusions (for specific guidance see CONSORT for abstracts)	Not applicable, as trial is subset of main report
Introduction			
Background and objectives	2a	Scientific background and explanation of rationale	4–9
	2b	Specific objectives or hypotheses	11
Methods			
Trial design	3a	Description of trial design (such as parallel, factorial) including allocation ratio	11–13
	3b	Important changes to methods after trial commencement (such as eligibility criteria), with reasons	15–16
Participants	4a	Eligibility criteria for participants	11–12
	4b	Settings and locations where the data were collected	11
Interventions	5	The interventions for each group with sufficient details to allow replication, including how and when they were actually administered	See <i>Chapter 2</i>
Outcomes	6a	Completely defined prespecified primary and secondary outcome measures, including how and when they were assessed	13
	6b	Any changes to trial outcomes after the trial commenced, with reasons	Not applicable
Sample size	7a	How sample size was determined	14
	7b	When applicable, explanation of any interim analyses and stopping guidelines	Not applicable
Randomisation			
Sequence generation	8a	Method used to generate the random allocation sequence	14
	8b	Type of randomisation; details of any restriction (such as blocking and block size)	14
Allocation concealment mechanism	9	Mechanism used to implement the random allocation sequence (such as sequentially numbered containers), describing any steps taken to conceal the sequence until interventions were assigned	14
Implementation	10	Who generated the random allocation sequence, who enrolled participants and who assigned participants to interventions	14
Blinding	11a	If done, who was blinded after assignment to interventions (e.g. participants, care providers, those assessing outcomes) and how	13
	11b	If relevant, description of the similarity of interventions	Not applicable

Section/topic	Item number	Checklist item	Reported on page number
Statistical methods	12a	Statistical methods used to compare groups for primary and secondary outcomes	14–15
	12b	Methods for additional analyses, such as subgroup analyses and adjusted analyses	14–15
Results			
Participant flow (a diagram is strongly recommended)	13a	For each group, the numbers of participants who were randomly assigned, received intended treatment and were analysed for the primary outcome	17
	13b	For each group, losses and exclusions after randomisation, together with reasons	17
Recruitment	14a	Dates defining the periods of recruitment and follow-up	11
	14b	Why the trial ended or was stopped	Not applicable
Baseline data	15	A table showing baseline demographic and clinical characteristics for each group	See <i>Tables 1</i> and <i>3</i>
Numbers analysed	16	For each group, number of participants (denominator) included in each analysis and whether or not the analysis was by original assigned groups	14, see <i>Figure 4</i>
Outcomes and estimation	17a	For each primary and secondary outcome, results for each group, and the estimated effect size and its precision (such as 95% CI)	See <i>Table 2</i> and <i>Figure 5</i>
	17b	For binary outcomes, presentation of both absolute and relative effect sizes is recommended	Not applicable
Ancillary analyses	18	Results of any other analyses performed, including subgroup analyses and adjusted analyses, distinguishing prespecified from exploratory	See <i>Table 4</i>
Harms	19	All important harms or unintended effects in each group (for specific guidance see CONSORT for harms)	Not applicable
Discussion			
Limitations	20	Trial limitations, addressing sources of potential bias, imprecision, and, if relevant, multiplicity of analyses	24
Generalisability	21	Generalisability (external validity, applicability) of the trial findings	24
Interpretation	22	Interpretation consistent with results, balancing benefits and harms, and considering other relevant evidence	24
Other information			
Registration	23	Registration number and name of trial registry	viii
Protocol	24	Where the full trial protocol can be accessed, if available	URL: https://implementationscience.biomedcentral.com/articles/10.1186/1748-5908-7-7 (accessed 27 October 2017)
Funding	25	Sources of funding and other support (such as supply of drugs), role of funders	viii

Appendix 3 The CHEERS checklist

Section/item	Item number	Recommendation	Reported on page number
Title and abstract			
Title	1	Identify the study as an economic evaluation or use more specific terms such as 'cost-effectiveness analysis', and describe the interventions compared	i
Abstract	2	Provide a structured summary of objectives, perspective, setting, methods (including study design and inputs), results (including base case and uncertainty analyses), and conclusions	Not applicable as trial is subset of main report
Introduction			
Background and objectives	3	Provide an explicit statement of the broader context for the study	4–9
		Present the study question and its relevance for health policy or practice decisions	11
Methods			
Target population and subgroups	4	Describe characteristics of the base-case population and subgroups analysed, including why they were chosen	11–13
Setting and location	5	State relevant aspects of the system(s) in which the decision(s) need(s) to be made	15–16
Study perspective	6	Describe the perspective of the study and relate this to the costs being evaluated	27
Comparators	7	Describe the interventions or strategies being compared and state why they were chosen	See <i>Chapter 2</i>
Time horizon	8	State the time horizon(s) over which costs and consequences are being evaluated and say why appropriate	27
Discount rate	9	Report the choice of discount rate(s) used for costs and outcomes and say why appropriate	27
Choice of health outcomes	10	Describe what outcomes were used as the measure(s) of benefit in the evaluation and their relevance for the type of analysis performed	25–26
Measurement of effectiveness	11a	Single study-based estimates: describe fully the design features of the single effectiveness study and why the single study was a sufficient source of clinical effectiveness data	See <i>Chapter 4</i> and <i>5</i>
	11b	Synthesis-based estimates: describe fully the methods used for identification of included studies and synthesis of clinical effectiveness data	Not applicable
Measurement and valuation of preference based outcomes	12	If applicable, describe the population and methods used to elicit preferences for outcomes	Not applicable
Estimating resources and costs	13a	Single study-based economic evaluation: describe approaches used to estimate resource use associated with the alternative interventions. Describe primary or secondary research methods for valuing each resource item in terms of its unit cost. Describe any adjustments made to approximate to opportunity costs	25–27

Section/item	Item number	Recommendation	Reported on page number
	13b	Model-based economic evaluation: describe approaches and data sources used to estimate resource use associated with model health states. Describe primary or secondary research methods for valuing each resource item in terms of its unit cost. Describe any adjustments made to approximate to opportunity costs	Not applicable
Currency, price date and conversion	14	Report the dates of the estimated resource quantities and unit costs. Describe methods for adjusting estimated unit costs to the year of reported costs if necessary. Describe methods for converting costs into a common currency base and the exchange rate	See <i>Table 5</i>
Choice of model	15	Describe and give reasons for the specific type of decision-analytical model used. Providing a figure to show model structure is strongly recommended	Not applicable
Assumptions	16	Describe all structural or other assumptions underpinning the decision-analytical model	Not applicable
Analytical methods	17	Describe all analytical methods supporting the evaluation. This could include methods for dealing with skewed, missing or censored data; extrapolation methods; methods for pooling data; approaches to validate or make adjustments (such as half cycle corrections) to a model; and methods for handling population heterogeneity and uncertainty	25–27
Results			
Study parameters	18	Report the values, ranges, references and, if used, probability distributions for all parameters. Report reasons or sources for distributions used to represent uncertainty where appropriate. Providing a table to show the input values is strongly recommended	See <i>Tables 6 and 7</i>
Incremental costs and outcomes	19	For each intervention, report mean values for the main categories of estimated costs and outcomes of interest, as well as mean differences between the comparator groups. If applicable, report ICERs	29 and <i>Table 9</i>
Characterising uncertainty	20a	Single study-based economic evaluation: describe the effects of sampling uncertainty for the estimated incremental cost and incremental effectiveness parameters, together with the impact of methodological assumptions (such as discount rate, study perspective)	See <i>Figure 6</i>
	20b	Model-based economic evaluation: describe the effects on the results of uncertainty for all input parameters and uncertainty related to the structure of the model and assumptions	Not applicable
Characterising heterogeneity	21	If applicable, report differences in costs, outcomes, or cost-effectiveness that can be explained by variations between subgroups of patients with different baseline characteristics or other observed variability in effects that are not reducible by more information	30

Section/item	Item number	Recommendation	Reported on page number
Discussion			
Study findings, limitations, generalisability and current knowledge	22	Summarise key study findings and describe how they support the conclusions reached. Discuss limitations and the generalisability of the findings and how the findings fit with current knowledge	31
Other			
Source of funding	23	Describe how the study was funded and the role of the funder in the identification, design, conduct and reporting of the analysis. Describe other non-monetary sources of support	viii
Conflicts of interest	24	Describe any potential for conflict of interest of study contributors in accordance with journal policy. In the absence of a journal policy, we recommend authors comply with the recommendations of the International Committee of Medical Journal Editors	i

Note

For consistency, the CHEERS statement checklist format is based on the format of the CONSORT statement checklist.

Appendix 4 Project 2 patient questionnaire

**NHS**

***National Institute for
Health Research***

Statement of Confidentiality

The identification number allows us to keep track of the questionnaires as they are returned. Any information you provide that would permit the identification of an individual will be kept strictly confidential, will be used only for the purposes of this study, and will not be disclosed or released to any other persons or used for any other purpose.

Better InformaTion for MAnaging stomach and bowel Problems (BITMAP)

Initial Questionnaire

Dear Participant

We would be very grateful if you could help us by completing the enclosed questionnaire and returning it to us in the pre-paid envelope.

It should only take about 20 to 25 minutes to complete.

The information that you give us will be treated in strict confidence.

If you would like any further information or have any questions about this study, please do not hesitate to contact:

We have sent you this questionnaire because your doctor or nurse completed a permission to contact slip when they told you about the BITMAP study at the The University of Manchester. To ensure your details are up-to-date and we can contact you about the follow up part of this study, we would be grateful if you could write your details in the box below.

This page will be separated from the rest of the questionnaire and will be held in strictest confidence. It will only be used for the purposes of this study and will not be shown or given to other persons or used for any other purpose.

Please write your contact details here.

Name	
Address	
Postcode	
Telephone	
Email address	

Participant Study Number

<input type="text"/>	<input type="text"/>	<input type="text"/>	<input type="text"/>	<input type="text"/>	<input type="text"/>	<input type="text"/>	<input type="text"/>
----------------------	----------------------	----------------------	----------------------	----------------------	----------------------	----------------------	----------------------

What is today's date?

<input type="text"/>	<input type="text"/>	<input type="text"/>	<input type="text"/>	<input type="text"/>	<input type="text"/>	<input type="text"/>	<input type="text"/>
----------------------	----------------------	----------------------	----------------------	----------------------	----------------------	----------------------	----------------------

First we would like a few background details about you:

1. What is your date of birth (dd/mm/yyyy)?

<input type="text"/>	<input type="text"/>	<input type="text"/>	<input type="text"/>	<input type="text"/>	<input type="text"/>	<input type="text"/>	<input type="text"/>
----------------------	----------------------	----------------------	----------------------	----------------------	----------------------	----------------------	----------------------

2. Are you?

Male

Female

3. What is your postcode?

<input type="text"/>	<input type="text"/>	<input type="text"/>	<input type="text"/>	<input type="text"/>	<input type="text"/>	<input type="text"/>
----------------------	----------------------	----------------------	----------------------	----------------------	----------------------	----------------------

4. Please tell us what the job title is of the **main earner** in your household:

The following questions are about your stomach or bowel problems:

When did your symptoms first start?

- 1 to 4 weeks ago
- More than 1 month but less than 3 months ago
- More than 3 months but less than 6 months ago
- More than 6 months but less than 12 months ago
- More than 1 year but less than 3 years ago
- More than 3 years but less than 5 years ago
- More than 5 years ago

<input type="checkbox"/>
<input type="checkbox"/>
<input type="checkbox"/>
<input type="checkbox"/>
<input type="checkbox"/>
<input type="checkbox"/>
<input type="checkbox"/>

Now please think about the symptoms you consulted your GP with *most recently*:

a) When your symptoms occurred how long did they last?

2 hours or less More than 2 hours

b) When your symptoms occurred had you changed your diet?

Yes No

c) In the 14 days before you became ill, did you:

Have gastroenteritis or food poisoning?

Yes No

Have contact with anyone with diarrhoea and vomiting (family/ other contact)?

Yes No

Have your activities (e.g. work or social activities) been interrupted in the last year because of problems with your bowels?

Yes No

Please answer the following background questions:

a) Which ethnic group do you belong to?

Please tick one box

White	British or Irish	
	Other White	
Mixed	White & Black Caribbean	
	White and Black African	
	White and Asian	
	Other Mixed	
Asian or Asian British	Indian	
	Pakistani	
	Bangladeshi	
	Other Asian	
Black or Black British	Black Caribbean	
	Black African	
	Other Black	
Another Group	Chinese	
	Other ethnic group	

- b) Please tick one box to show which **best** describes the sort of work the **main earner** in your household does. (If the main earner is not working now, please tick a box to show what they did in their last job).

Please tick one box

<p>Modern professional occupations <i>such as:</i> teacher - nurse - physiotherapist - social worker - welfare officer - artist - musician - police officer (sergeant or above) - software designer</p>	
<p>Clerical and intermediate occupations <i>such as:</i> secretary - personal assistant - clerical worker - office clerk - call centre agent - nursing auxiliary - nursery nurse</p>	
<p>Senior managers or administrators (usually responsible for planning, organising and co-ordinating work and /or finance) <i>such as:</i> finance manager - chief executive</p>	
<p>Technical and craft occupations <i>such as:</i> motor mechanic - fitter - inspector - plumber - printer - tool maker - electrician - gardener - train driver</p>	
<p>Semi-routine manual and service occupations <i>such as:</i> postal worker - machine operative - security guard - caretaker - farm worker - catering assistant - receptionist - sales assistant</p>	
<p>Routine manual and service occupations <i>such as:</i> HGV driver - van driver - cleaner - porter - packer - sewing machinist - messenger - labourer - waiter / waitress - bar staff</p>	
<p>Middle or junior managers <i>such as:</i> office manager - retail manager - bank manager, restaurant manager - warehouse manager - publican</p>	
<p>Traditional professional occupations <i>such as:</i> accountant - solicitor - medical practitioner - scientist - civil / mechanical engineer</p>	

c) Last week, was the **main earner** in your home any of the following?

Please tick one box.

Retired	
Student	
Looking after home/family	
Currently sick/disabled	
Unemployed	
None of the above	

d) Does (did) the **main earner** work as an employee or are (were) they self-employed?

Please tick one box.

Employee (please go to question e)	
Self-employed with employees (please go to question f)	
Self-employed/freelance without employees (please skip the last few questions)	

e) **For employees:** please indicate how many people work (worked) for the **main earner's** employer at their place of work (worked).

Please tick one box.

1 to 24	
25 or more	

f) **For self-employed:** please indicate how many people the main earner employs (employed).

Please tick one box.

1 to 24	
25 or more	

g) Does (did) the **main earner** supervise any other employees?
A supervisor or foreman is responsible for overseeing the work of other employees on a day-to-day basis

Please tick one box.

Yes	
No	

If you have any comments about the survey or any other aspects of the research, please use the box below to tell us.

Thank you very much for answering these questions. Please return your questionnaire and consent form in the pre-paid envelope provided.

We will contact you again in 3 months time when we will send you a further questionnaire to complete. If you have any questions about the study please contact

Appendix 5 Scoring for risk assessment tool

Measure	Score
GHQ score	
0–2	0
3–12	1
Change in diet	
No	1
Yes	0
Duration of symptom episode (hours)	
≥ 2	0
> 2	1
Recent gastroenteritis/food poisoning?	
No	1
Yes	0
Activities interrupted as a result of bowel problems?	
No	0
Yes	1

A decorative graphic consisting of numerous thin, parallel green lines that curve from the left side of the page towards the right, creating a sense of movement and depth.

EME
HS&DR
HTA
PGfAR
PHR

Part of the NIHR Journals Library
www.journalslibrary.nihr.ac.uk

This report presents independent research funded by the National Institute for Health Research (NIHR). The views expressed are those of the author(s) and not necessarily those of the NHS, the NIHR or the Department of Health

Published by the NIHR Journals Library