

## Health Technology Assessment

Volume 24 • Issue 6 • January 2020

ISSN 1366-5278

# A group intervention to improve quality of life for people with advanced dementia living in care homes: the Namaste feasibility cluster RCT

*Katherine Froggatt, Ashley Best, Frances Bunn, Girvan Burnside, Joanna Coast, Lesley Dunleavy, Claire Goodman, Ben Hardwick, Clare Jackson, Julie Kinley, Anne Davidson Lund, Jennifer Lynch, Paul Mitchell, Gareth Myring, Shakil Patel, Guillermo Perez Algorta, Nancy Preston, David Scott, Kate Silvera and Catherine Walshe*





# A group intervention to improve quality of life for people with advanced dementia living in care homes: the Namaste feasibility cluster RCT

Katherine Froggatt<sup>1</sup>, Ashley Best<sup>2</sup>, Frances Bunn<sup>3</sup>,  
Girvan Burnside<sup>2</sup>, Joanna Coast<sup>4</sup>, Lesley Dunleavy<sup>1</sup>,  
Claire Goodman<sup>3</sup>, Ben Hardwick<sup>2</sup>, Clare Jackson<sup>2</sup>,  
Julie Kinley<sup>5</sup>, Anne Davidson Lund<sup>6</sup>, Jennifer Lynch<sup>3</sup>,  
Paul Mitchell<sup>4</sup>, Gareth Myring<sup>4</sup>, Shakil Patel<sup>7</sup>,  
Guillermo Perez Algorta<sup>1</sup>, Nancy Preston<sup>1</sup>,  
David Scott<sup>6</sup>, Kate Silvera<sup>2</sup> and Catherine Walshe<sup>1\*</sup>

<sup>1</sup>International Observatory on End of Life Care, Faculty of Health and Medicine, Lancaster University, Lancaster, UK

<sup>2</sup>Clinical Trials Research Centre, University of Liverpool, Liverpool, UK

<sup>3</sup>Department of Health and Human Sciences, University of Hertfordshire, Hatfield, UK

<sup>4</sup>Population Health Sciences, Bristol Medical School, University of Bristol, Bristol, UK

<sup>5</sup>Hospice UK, London, UK

<sup>6</sup>Patient and public involvement member, UK

<sup>7</sup>Lancashire Clinical Trials Unit, University of Central Lancashire, Preston, UK

\*Corresponding author

**Declared competing interests of authors:** Joanna Coast reports grants from the National Institute for Health Research (NIHR) Health Technology Assessment (HTA) programme during the conduct of the study; and she led the development of the ICECAP (ICEpop CAPability) instruments. Claire Goodman is a NIHR Senior Investigator. Ben Hardwick reports grants from the NIHR HTA programme during the conduct of the study. Catherine Walshe reports that she was a member of the NIHR Health Services and Delivery Research programme Researcher Led Committee during the conduct of the study.

Published January 2020

DOI: 10.3310/hta24060



This report should be referenced as follows:

Froggatt K, Best A, Bunn F, Burnside G, Coast J, Dunleavy L, *et al.* A group intervention to improve quality of life for people with advanced dementia living in care homes: the Namaste feasibility cluster RCT. *Health Technol Assess* 2020;**24**(6).

*Health Technology Assessment* is indexed and abstracted in *Index Medicus/MEDLINE*, *Excerpta Medica/EMBASE*, *Science Citation Index Expanded (SciSearch®)* and *Current Contents®/Clinical Medicine*.



ISSN 1366-5278 (Print)

ISSN 2046-4924 (Online)

Impact factor: 3.819

*Health Technology Assessment* is indexed in MEDLINE, CINAHL, EMBASE, The Cochrane Library and the Clarivate Analytics Science Citation Index.

This journal is a member of and subscribes to the principles of the Committee on Publication Ethics (COPE) ([www.publicationethics.org/](http://www.publicationethics.org/)).

Editorial contact: [journals.library@nihr.ac.uk](mailto:journals.library@nihr.ac.uk)

The full HTA archive is freely available to view online at [www.journalslibrary.nihr.ac.uk/hta](http://www.journalslibrary.nihr.ac.uk/hta). Print-on-demand copies can be purchased from the report pages of the NIHR Journals Library website: [www.journalslibrary.nihr.ac.uk](http://www.journalslibrary.nihr.ac.uk)

## Criteria for inclusion in the *Health Technology Assessment* journal

Reports are published in *Health Technology Assessment* (HTA) if (1) they have resulted from work for the HTA programme, and (2) they are of a sufficiently high scientific quality as assessed by the reviewers and editors.

Reviews in *Health Technology Assessment* are termed 'systematic' when the account of the search appraisal and synthesis methods (to minimise biases and random errors) would, in theory, permit the replication of the review by others.

## HTA programme

Health Technology Assessment (HTA) research is undertaken where some evidence already exists to show that a technology can be effective and this needs to be compared to the current standard intervention to see which works best. Research can evaluate any intervention used in the treatment, prevention or diagnosis of disease, provided the study outcomes lead to findings that have the potential to be of direct benefit to NHS patients. Technologies in this context mean any method used to promote health; prevent and treat disease; and improve rehabilitation or long-term care. They are not confined to new drugs and include any intervention used in the treatment, prevention or diagnosis of disease.

The journal is indexed in NHS Evidence via its abstracts included in MEDLINE and its Technology Assessment Reports inform National Institute for Health and Care Excellence (NICE) guidance. HTA research is also an important source of evidence for National Screening Committee (NSC) policy decisions.

## This report

The research reported in this issue of the journal was funded by the HTA programme as project number 15/10/11. The contractual start date was in December 2016. The draft report began editorial review in April 2019 and was accepted for publication in August 2019. The authors have been wholly responsible for all data collection, analysis and interpretation, and for writing up their work. The HTA editors and publisher have tried to ensure the accuracy of the authors' report and would like to thank the reviewers for their constructive comments on the draft document. However, they do not accept liability for damages or losses arising from material published in this report.

This report presents independent research funded by the National Institute for Health Research (NIHR). The views and opinions expressed by authors in this publication are those of the authors and do not necessarily reflect those of the NHS, the NIHR, NETSCC, the HTA programme or the Department of Health and Social Care. If there are verbatim quotations included in this publication the views and opinions expressed by the interviewees are those of the interviewees and do not necessarily reflect those of the authors, those of the NHS, the NIHR, NETSCC, the HTA programme or the Department of Health and Social Care.

© Queen's Printer and Controller of HMSO 2020. This work was produced by Froggatt *et al.* under the terms of a commissioning contract issued by the Secretary of State for Health and Social Care. This issue may be freely reproduced for the purposes of private research and study and extracts (or indeed, the full report) may be included in professional journals provided that suitable acknowledgement is made and the reproduction is not associated with any form of advertising. Applications for commercial reproduction should be addressed to: NIHR Journals Library, National Institute for Health Research, Evaluation, Trials and Studies Coordinating Centre, Alpha House, University of Southampton Science Park, Southampton SO16 7NS, UK.

Published by the NIHR Journals Library ([www.journalslibrary.nihr.ac.uk](http://www.journalslibrary.nihr.ac.uk)), produced by Prepress Projects Ltd, Perth, Scotland ([www.prepress-projects.co.uk](http://www.prepress-projects.co.uk)).

## Editor-in-Chief of *Health Technology Assessment* and NIHR Journals Library

---

**Professor Ken Stein** Professor of Public Health, University of Exeter Medical School, UK

### NIHR Journals Library Editors

---

**Professor John Powell** Chair of HTA and EME Editorial Board and Editor-in-Chief of HTA and EME journals. Consultant Clinical Adviser, National Institute for Health and Care Excellence (NICE), UK, and Senior Clinical Researcher, Nuffield Department of Primary Care Health Sciences, University of Oxford, UK

**Professor Andrée Le May** Chair of NIHR Journals Library Editorial Group (HS&DR, PGfAR, PHR journals) and Editor-in-Chief of HS&DR, PGfAR, PHR journals

**Professor Matthias Beck** Professor of Management, Cork University Business School, Department of Management and Marketing, University College Cork, Ireland

**Dr Tessa Crilly** Director, Crystal Blue Consulting Ltd, UK

**Dr Eugenia Cronin** Senior Scientific Advisor, Wessex Institute, UK

**Dr Peter Davidson** Consultant Advisor, Wessex Institute, University of Southampton, UK

**Ms Tara Lamont** Director, NIHR Dissemination Centre, UK

**Dr Catriona McDaid** Senior Research Fellow, York Trials Unit, Department of Health Sciences, University of York, UK

**Professor William McGuire** Professor of Child Health, Hull York Medical School, University of York, UK

**Professor Geoffrey Meads** Professor of Wellbeing Research, University of Winchester, UK

**Professor John Norrie** Chair in Medical Statistics, University of Edinburgh, UK

**Professor James Raftery** Professor of Health Technology Assessment, Wessex Institute, Faculty of Medicine, University of Southampton, UK

**Dr Rob Riemsma** Reviews Manager, Kleijnen Systematic Reviews Ltd, UK

**Professor Helen Roberts** Professor of Child Health Research, UCL Great Ormond Street Institute of Child Health, UK

**Professor Jonathan Ross** Professor of Sexual Health and HIV, University Hospital Birmingham, UK

**Professor Helen Snooks** Professor of Health Services Research, Institute of Life Science, College of Medicine, Swansea University, UK

**Professor Ken Stein** Professor of Public Health, University of Exeter Medical School, UK

**Professor Jim Thornton** Professor of Obstetrics and Gynaecology, Faculty of Medicine and Health Sciences, University of Nottingham, UK

**Professor Martin Underwood** Warwick Clinical Trials Unit, Warwick Medical School, University of Warwick, UK

Please visit the website for a list of editors: [www.journalslibrary.nihr.ac.uk/about/editors](http://www.journalslibrary.nihr.ac.uk/about/editors)

**Editorial contact:** [journals.library@nihr.ac.uk](mailto:journals.library@nihr.ac.uk)



# Abstract

## A group intervention to improve quality of life for people with advanced dementia living in care homes: the Namaste feasibility cluster RCT

Katherine Froggatt<sup>1</sup>, Ashley Best<sup>2</sup>, Frances Bunn<sup>3</sup>,  
Girvan Burnside<sup>2</sup>, Joanna Coast<sup>4</sup>, Lesley Dunleavy<sup>1</sup>,  
Claire Goodman<sup>3</sup>, Ben Hardwick<sup>2</sup>, Clare Jackson<sup>2</sup>, Julie Kinley<sup>5</sup>,  
Anne Davidson Lund<sup>6</sup>, Jennifer Lynch<sup>3</sup>, Paul Mitchell<sup>4</sup>,  
Gareth Myring<sup>4</sup>, Shakil Patel<sup>7</sup>, Guillermo Perez Algorta<sup>1</sup>,  
Nancy Preston<sup>1</sup>, David Scott<sup>6</sup>, Kate Silvera<sup>2</sup> and Catherine Walshe<sup>1\*</sup>

<sup>1</sup>International Observatory on End of Life Care, Faculty of Health and Medicine, Lancaster University, Lancaster, UK

<sup>2</sup>Clinical Trials Research Centre, University of Liverpool, Liverpool, UK

<sup>3</sup>Department of Health and Human Sciences, University of Hertfordshire, Hatfield, UK

<sup>4</sup>Population Health Sciences, Bristol Medical School, University of Bristol, Bristol, UK

<sup>5</sup>Hospice UK, London, UK

<sup>6</sup>Patient and public involvement member, UK

<sup>7</sup>Lancashire Clinical Trials Unit, University of Central Lancashire, Preston, UK

\*Corresponding author [c.walshe@lancaster.ac.uk](mailto:c.walshe@lancaster.ac.uk)

**Background:** People with advanced dementia who live and die in nursing homes experience variable quality of life, care and dying. There is a need to identify appropriate, cost-effective interventions that facilitate high-quality end-of-life care provision.

**Objectives:** To establish the feasibility and acceptability to staff and family of conducting a cluster randomised controlled trial of the Namaste Care intervention for people with advanced dementia in nursing homes.

**Design:** The study had three phases: (1) realist review and (2) intervention refinement to inform the design of (3) a feasibility cluster randomised controlled trial with a process evaluation and economic analysis. Clusters (nursing homes) were randomised in a 3 : 1 ratio to intervention or control (usual care). The nature of the intervention meant that blinding was not possible.

**Setting:** Nursing homes in England providing care for people with dementia.

**Participants:** Residents with advanced dementia (assessed as having a Functional Assessment Staging Test score of 6 or 7), their informal carers and nursing home staff.

**Intervention:** Namaste Care is a complex group intervention that provides structured personalised care in a dedicated space, focusing on enhancements to the physical environment, comfort management and sensory engagement.

**Main outcome measures:** The two contender primary outcome measures were Comfort Assessment in Dying – End of Life Care in Dementia for quality of dying (dementia) and Quality of Life in Late Stage Dementia for quality of life. The secondary outcomes were as follows: person with dementia, sleep/activity (actigraphy), neuropsychiatric symptoms, agitation and pain; informal carers, satisfaction with care at the end of life; staff members, person-centred care assessment, satisfaction with care at the end of life and readiness for change; and other data – health economic outcomes, medication/service use and intervention activity.

**Results:** Phase 1 (realist review; 86 papers) identified that a key intervention component was the activities enabling the development of moments of connection. In phase 2, refinement of the intervention enabled the production of a user-friendly 16-page A4 booklet. In phase 3, eight nursing homes were recruited. Two homes withdrew before the intervention commenced; four intervention and two control homes completed the study. Residents with advanced dementia ( $n = 32$ ) were recruited in intervention ( $n = 18$ ) and control ( $n = 14$ ) homes. Informal carers (total,  $n = 12$ : intervention,  $n = 5$ ; control,  $n = 7$ ) and 97 staff from eight sites (intervention,  $n = 75$ ; control,  $n = 22$ ) were recruited over a 6-month period. Recruitment is feasible. Completion rates of the primary outcome questionnaires were high at baseline (100%) and at 4 weeks (96.8%). The Quality of Life in Late Stage Dementia was more responsive to change over 24 weeks. Even where economic data were missing, these could be collected in a full trial. The intervention was acceptable; the dose varied depending on the staffing and physical environment of each care home. Staff and informal carers reported changes for the person with dementia in two ways: increased social engagement and greater calm. No adverse events related to the intervention were reported.

**Conclusions:** A subsequent definitive trial is feasible if there are amendments to the recruitment process, outcome measure choice and intervention specification.

**Future work:** In a full trial, consideration is needed of the appropriate outcome measure that is sensitive to different participant responses, and of clear implementation principles for this person-centred intervention in a nursing home context.

**Trial registration:** Current Controlled Trials ISRCTN14948133.

**Funding:** This project was funded by the National Institute for Health Research (NIHR) Health Technology Assessment programme and will be published in full in *Health Technology Assessment*; Vol. 24, No. 6. See the NIHR Journals Library website for further project information.

# Contents

|   |           |
|---|-----------|
| List of tables  | xiii      |
| List of figures   | xvii      |
| List of boxes   | xix       |
| List of supplementary material  | xxi       |
| List of abbreviations   | xxiii     |
| Plain English summary   | xxv       |
| Scientific summary  | xxvii     |
| <b>Chapter 1</b> Introduction   | <b>1</b>  |
| Scientific background   | 1         |
| Explanation of rationale  | 2         |
| Study overall aim   | 2         |
| Research question   | 2         |
| Aim   | 2         |
| Objectives  | 2         |
| <b>Chapter 2</b> Realist review of Namaste Care and other multisensory interventions                                      | <b>5</b>  |
| Rationale for using a realist approach  | 5         |
| Methods   | 5         |
| <i>Phase 1: defining the scope of the realist review – concept-mining and theory development</i>                          | 5         |
| <i>Phase 2: retrieval, review and synthesis</i>   | 6         |
| Results   | 8         |
| <i>Description of included evidence</i>   | 8         |
| <i>Details of the interventions and how they were delivered</i>   | 10        |
| Programme theory  | 10        |
| <i>Context–mechanism–outcome 1: Namaste Care provides structured access to social and physical stimulation</i>            | 10        |
| <i>Context–mechanism–outcome 2: equipping staff to cope effectively with complex behaviours and variable responses</i>    | 13        |
| <i>Context–mechanism–outcome 3: providing a framework for person-centred care</i>   | 14        |
| Conclusions   | 15        |
| <b>Chapter 3</b> Design and methods: intervention development, cluster randomised controlled trial and process evaluation | <b>17</b> |
| Study design  | 17        |
| Study setting   | 17        |
| Nursing home eligibility  | 17        |
| Participants: eligibility criteria  | 17        |
| <i>People with dementia</i>   | 17        |
| <i>Informal carers</i>  | 18        |
| <i>Nursing home staff</i>   | 18        |

## CONTENTS

|   |           |
|---|-----------|
| Recruitment   | 18        |
| <i>Nursing homes</i>  | 18        |
| <i>People with dementia</i>                                     | 18        |
| <i>Informal carers</i>  | 18        |
| <i>Nursing home staff</i>                                       | 18        |
| Data collection   | 18        |
| Person with dementia measures                                   | 18        |
| <i>Demographic and clinical characteristics</i>                 | 18        |
| <i>Potential outcomes for main trial</i>                        | 19        |
| <i>Secondary outcome measures</i>                               | 20        |
| Intervention  | 21        |
| Intervention development and refinement                         | 21        |
| Usual care  | 23        |
| Outcomes for a full trial                                       | 23        |
| Process evaluation  | 23        |
| <i>Informal carer interviews</i>                                | 24        |
| <i>Manager interviews</i>                                       | 24        |
| <i>Nursing home staff interviews</i>                            | 25        |
| <i>Structured observation</i>                                   | 25        |
| <i>Session activity log</i>                                     | 25        |
| Health economic analysis  | 25        |
| Adverse events  | 25        |
| Quantitative analysis   | 26        |
| Qualitative analysis  | 26        |
| <i>Interviews</i>   | 26        |
| <i>Observation analysis and session activity log analysis</i>   | 26        |
| Sample size   | 27        |
| Randomisation   | 27        |
| Blinding  | 27        |
| Ethics  | 27        |
| Changes to the protocol   | 27        |
| <br>  |           |
| <b>Chapter 4 Results of cluster randomised controlled trial</b> | <b>29</b> |
| Sampling and recruitment of nursing homes                       | 29        |
| <i>Learning for a future trial</i>                              | 29        |
| Recruitment, retention and attrition of participants            | 30        |
| <i>Cluster: nursing home</i>                                    | 30        |
| <i>Nursing homes</i>  | 31        |
| <i>Participant recruitment</i>                                  | 31        |
| <i>People with dementia</i>                                     | 32        |
| <i>Informal carers</i>  | 35        |
| <i>Nursing home staff</i>                                       | 35        |
| Outcomes administration   | 37        |
| <i>Primary outcomes: QUALID and CAD-EOLD</i>                    | 37        |
| <i>Secondary outcomes</i>                                       | 37        |
| Feasibility and acceptability of the Namaste Care intervention  | 37        |
| <i>Session log summaries by nursing home</i>                    | 39        |
| Outcomes results  | 41        |

|   |           |
|---|-----------|
| Resident outcomes   | 41        |
| <i>Primary outcomes: QUALID and CAD-EOLD</i>  | 41        |
| <i>Secondary outcomes</i>   | 43        |
| <i>Actigraphy</i>   | 46        |
| <i>Informal carer secondary outcomes</i>  | 48        |
| Adverse events  | 49        |
| <i>Learning for a future trial</i>  | 49        |
| <b>Chapter 5 Process evaluation</b>   | <b>51</b> |
| The research process  | 51        |
| <i>Recruitment</i>  | 51        |
| <i>Data collection tools and process</i>  | 52        |
| Organisational context  | 53        |
| <i>Readiness for change</i>   | 53        |
| <i>Nursing home values</i>  | 54        |
| The Namaste Care intervention   | 56        |
| <i>Initiating the Namaste Care programme</i>  | 56        |
| <i>Training and preparation to deliver Namaste Care</i>   | 56        |
| <i>Creating the Namaste Care space</i>  | 57        |
| <i>Implementing the Namaste Care programme</i>  | 57        |
| <i>Challenges associated with the implementation of Namaste Care</i>  | 59        |
| <i>Assessing the content of the Namaste Care or usual care sessions</i>   | 60        |
| <i>Length of Namaste Care sessions</i>  | 61        |
| Impact of the Namaste Care intervention   | 62        |
| <i>Perceived benefits of Namaste Care</i>   | 62        |
| <i>Challenges in attributing benefits to Namaste Care</i>   | 64        |
| <i>Perceived impact of usual care</i>   | 64        |
| <b>Chapter 6 Economic analysis</b>  | <b>67</b> |
| Introduction and aims   | 67        |
| Methods   | 67        |
| <i>Feasibility of resource use data collection and valuation</i>  | 67        |
| <i>Feasibility and acceptability of economic outcome assessment</i>   | 68        |
| <i>Relationship between economic outcome measures and key measures likely to be taken forward in a full trial</i> | 69        |
| <i>Think-aloud assessment of feasibility and acceptability for ICECAP-O and ICECAP-SCM</i>                        | 69        |
| Results   | 70        |
| <i>Feasibility of resource use data collection and valuation</i>  | 70        |
| <i>Feasibility and acceptability of economic outcome assessment</i>   | 72        |
| <i>Think-aloud assessment of feasibility and acceptability of ICECAP-O and ICECAP-SCM</i>                         | 73        |
| Discussion  | 77        |
| <b>Chapter 7 Patient and public involvement in the study</b>  | <b>79</b> |
| Methods   | 79        |
| <i>Co-applicants/co-researchers</i>   | 79        |
| <i>Public involvement panel</i>   | 79        |
| <i>Representation on strategic oversight groups</i>   | 79        |
| Study results   | 79        |
| <i>Co-applicants/co-researchers</i>   | 79        |
| <i>Public involvement panel</i>   | 80        |
| <i>Representation on strategic oversight groups</i>   | 81        |
| Discussion and conclusions  | 81        |
| Reflections   | 81        |

|  |            |
|--|------------|
| <b>Chapter 8 Discussion</b>  | <b>83</b>  |
| Main findings  | 83         |
| <i>Sampling and recruitment of nursing homes</i>   | 83         |
| <i>Recruitment, retention and attrition rates</i>  | 83         |
| <i>Selection, timing and administration of primary and secondary outcome measures</i>                      | 83         |
| <i>Intervention acceptability, fidelity and sustainability</i>   | 83         |
| Primary and secondary outcomes for a full trial  | 84         |
| <i>Validated interview measures</i>  | 84         |
| <i>Actigraphy</i>  | 84         |
| <i>Informal carer outcomes</i>   | 84         |
| <i>Nursing home staff outcomes</i>   | 84         |
| <i>Additional data</i>   | 84         |
| Strengths and limitations  | 85         |
| Interpretation for a future trial design   | 85         |
| <i>Review of full trial indicators</i>   | 85         |
| <i>Sample size calculation for a definitive trial</i>  | 87         |
| <i>Sampling and recruitment</i>  | 87         |
| <i>Outcomes: selection, timing and administration</i>  | 89         |
| <i>Intervention content and implementation</i>   | 90         |
| Conclusions  | 92         |
| Implications for health care   | 93         |
| Recommendations for future research  | 93         |
| <b>Acknowledgements</b>  | <b>95</b>  |
| <b>References</b>  | <b>99</b>  |
| <b>Appendix 1</b> Primary outcome measure completion rates (all participants)                              | <b>115</b> |
| <b>Appendix 2</b> Secondary outcome measure completion rates   | <b>117</b> |
| <b>Appendix 3</b> Primary outcome measure data: Comfort Assessment in Dying – End of Life Care in Dementia | <b>119</b> |
| <b>Appendix 4</b> Primary outcome measure data: Quality of Life in Late Stage Dementia                     | <b>123</b> |
| <b>Appendix 5</b> Secondary outcome measures data: NPI-Q   | <b>125</b> |
| <b>Appendix 6</b> Secondary outcome measures data: Cohen-Mansfield Agitation Inventory                     | <b>127</b> |
| <b>Appendix 7</b> Secondary outcome measures data: Pain Assessment in Advanced Dementia                    | <b>129</b> |
| <b>Appendix 8</b> Actigraphy summaries   | <b>131</b> |
| <b>Appendix 9</b> Think-aloud analysis: detailed methods   | <b>133</b> |
| <b>Appendix 10</b> Phase 3 detailed nursing home costs of providing the Namaste Care intervention          | <b>135</b> |
| <b>Appendix 11</b> Phase 3 detailed NHS costs associated with the Namaste Care intervention                | <b>137</b> |

# List of tables

|  |           |
|--|-----------|
| <b>TABLE 1</b> Main focus of included studies  | <b>10</b> |
| <b>TABLE 2</b> Summary of resident data collected by care home staff, outcome measures and time schedule                     | <b>19</b> |
| <b>TABLE 3</b> Summary of informal carer data collected, as assessed by informal carers, outcome measures and time schedule  | <b>20</b> |
| <b>TABLE 4</b> Key elements from realist review and integration in intervention specification                                | <b>22</b> |
| <b>TABLE 5</b> Changes identified in Namaste resources following consultation process  | <b>23</b> |
| <b>TABLE 6</b> Namaste Care full trial indicators  | <b>24</b> |
| <b>TABLE 7</b> Actigraphy variables  | <b>26</b> |
| <b>TABLE 8</b> Length of time for nursing home recruitment by nursing home   | <b>31</b> |
| <b>TABLE 9</b> Key demographic characteristics of participating nursing homes  | <b>32</b> |
| <b>TABLE 10</b> Key demographic characteristics of resident participants   | <b>34</b> |
| <b>TABLE 11</b> Demographic characteristics of informal carer participants   | <b>35</b> |
| <b>TABLE 12</b> Demographic characteristics of staff participants  | <b>36</b> |
| <b>TABLE 13</b> Number of days with Namaste Care sessions over 6-month period  | <b>37</b> |
| <b>TABLE 14</b> Length of sessions by nursing home   | <b>38</b> |
| <b>TABLE 15</b> Session activity logs data by resident   | <b>38</b> |
| <b>TABLE 16</b> Frequency distribution of number of residents attending each session   | <b>39</b> |
| <b>TABLE 17</b> Resident outcomes at baseline, 4 weeks and 24 weeks  | <b>42</b> |
| <b>TABLE 18</b> The NPI-Q symptom presence frequency over time for agitation/aggression and apathy/indifference              | <b>44</b> |
| <b>TABLE 19</b> Number of useable data from ActiGraph devices  | <b>47</b> |
| <b>TABLE 20</b> Summary of actigraphy data   | <b>48</b> |
| <b>TABLE 21</b> Informal carer outcomes at baseline and 4 weeks  | <b>48</b> |
| <b>TABLE 22</b> Mean (SD) Alberta Context Tool scores for each domain by nursing home  | <b>53</b> |
| <b>TABLE 23</b> The P-CAT summary: extent of personalised care (higher score indicates more person-centred care environment) | <b>54</b> |

|   |     |
|---|-----|
| <b>TABLE 24</b> Level of agreement between staff-completed session log and researcher observation of a Namaste Care session                             | 60  |
| <b>TABLE 25</b> Agreement between staff-completed session log and researcher observation of a usual care session  | 61  |
| <b>TABLE 26</b> Length of Namaste Care sessions: comparison of session activity logs and observational data   | 61  |
| <b>TABLE 27</b> Per-resident mean frequency of use of primary and secondary services in each nursing home and between trial arms                        | 71  |
| <b>TABLE 28</b> Mean primary and secondary care service use cost per resident to the NHS/Personal Social Services in each nursing home and by trial arm | 72  |
| <b>TABLE 29</b> Mean outcome values and SDs across nursing homes and by trial arm at each time point  | 73  |
| <b>TABLE 30</b> Pearson's correlation coefficients for economic measures with non-economic outcomes   | 73  |
| <b>TABLE 31</b> Number of errors for ICECAP-O (five items) and ICECAP-SCM (seven items) ( $n = 12$ )  | 74  |
| <b>TABLE 32</b> Review of Namaste Care full trial indicators  | 86  |
| <b>TABLE 33</b> Sample size calculation   | 88  |
| <b>TABLE 34</b> Key elements from realist review, revised intervention specification and changes for future trial                                       | 91  |
| <b>TABLE 35</b> Primary outcome measure completion rates (all participants)   | 115 |
| <b>TABLE 36</b> Secondary outcome measure completion rates  | 117 |
| <b>TABLE 37</b> The CAD-EOLD total score  | 119 |
| <b>TABLE 38</b> The CAD-EOLD physical distress and dying symptoms subscales   | 120 |
| <b>TABLE 39</b> The CAD-EOLD emotional distress and well-being subscales  | 121 |
| <b>TABLE 40</b> Primary outcome measure data: QUALID  | 123 |
| <b>TABLE 41</b> The NPI-Q symptom presence frequency over time  | 125 |
| <b>TABLE 42</b> The NPI-Q symptom severity and distress scores  | 125 |
| <b>TABLE 43</b> Secondary outcome measures data: CMAI   | 127 |
| <b>TABLE 44</b> Secondary outcome measures data: PAIN-AD  | 129 |
| <b>TABLE 45</b> Actigraphy summaries  | 131 |



|   |            |
|---|------------|
| <b>TABLE 46</b> Items purchased by nursing homes for the delivery of the Namaste Care programme   | <b>135</b> |
| <b>TABLE 47</b> Mean (SD) Namaste Care programme costs for nursing homes running the intervention   | <b>136</b> |
| <b>TABLE 48</b> Per-resident mean and SD of medication use cost within the nursing homes and by trial arm   | <b>137</b> |
| <b>TABLE 49</b> Mean total cost over 4 weeks per resident for each nursing home and trial arm by broad category, including and excluding nursing home n07 | <b>137</b> |
| <b>TABLE 50</b> Mean total cost per resident for each nursing home and trial arm by broad category, excluding the costs of dementia memory services       | <b>138</b> |
| <b>TABLE 51</b> Sensitivity analysis excluding the cost of items purchased by the nursing homes for Namaste Care sessions                                 | <b>138</b> |
| <b>TABLE 52</b> Sensitivity analysis using published Namaste Care session cost inputs   | <b>139</b> |



# List of figures

|  |           |
|--|-----------|
| <b>FIGURE 1</b> The Preferred Reporting Items for Systematic Reviews and Meta-Analyses (PRISMA) flow chart detailing the selection of studies for the review | <b>9</b>  |
| <b>FIGURE 2</b> Summary of the programme theory  | <b>11</b> |
| <b>FIGURE 3</b> The Consolidated Standards of Reporting Trials (CONSORT) flow diagram: summary of recruitment and follow-up                                  | <b>30</b> |
| <b>FIGURE 4</b> Time taken to consent first four residents, by nursing home  | <b>33</b> |
| <b>FIGURE 5</b> Number of residents attending sessions in nursing home 01 over time in 2018  | <b>39</b> |
| <b>FIGURE 6</b> Number of residents attending sessions in nursing home 02 over time in 2018  | <b>40</b> |
| <b>FIGURE 7</b> Number of residents attending sessions in nursing home 04 over time in 2018  | <b>40</b> |
| <b>FIGURE 8</b> Number of residents attending sessions in nursing home 07 over time in 2018  | <b>41</b> |
| <b>FIGURE 9</b> Box plot of primary outcome measure QUALID at baseline and week 4  | <b>43</b> |
| <b>FIGURE 10</b> Box plot of primary outcome measure CAD-EOLD at baseline and week 4   | <b>43</b> |
| <b>FIGURE 11</b> Box plot of secondary outcome measure NPI-Q total score at baseline and week 4  | <b>45</b> |
| <b>FIGURE 12</b> Box plot of secondary outcome measure: NPI-Q distress total score at baseline and week 4  | <b>45</b> |
| <b>FIGURE 13</b> Box plot of secondary outcome measure: CMAI total score at baseline and week 4  | <b>46</b> |
| <b>FIGURE 14</b> Box plot of secondary outcome measure: PAIN-AD at baseline and week 4   | <b>46</b> |



# List of boxes

**BOX 1** Search terms used in PubMed in phase 2 (search terms were adapted as appropriate for other databases)

7



# List of supplementary material

## Report Supplementary Material 1 The Namaste Care guide

Supplementary material can be found on the NIHR Journals Library report project page ([www.journalslibrary.nihr.ac.uk/programmes/hta/151011/#/documentation](http://www.journalslibrary.nihr.ac.uk/programmes/hta/151011/#/documentation)).

Supplementary material has been provided by the authors to support the report and any files provided at submission will have been seen by peer reviewers, but not extensively reviewed. Any supplementary material provided at a later stage in the process may not have been peer reviewed.





## List of abbreviations

|          |  |            |   |
|----------|--|------------|---|
| CAD-EOLD | Comfort Assessment in Dying – End of Life Care in Dementia | ICECAP-O   | ICEpop CAPability measure for Older people        |
| CINAHL   | Cumulative Index to Nursing and Allied Health Literature   | ICECAP-SCM | ICEpop CAPability Supportive Care Measure         |
| CMAI     | Cohen-Mansfield Agitation Inventory                        | NICE       | National Institute for Health and Care Excellence |
| CMO      | context–mechanism–outcome                                  | NPI-Q      | Neuropsychiatric Inventory – Questionnaire        |
| CQC      | Care Quality Commission                                    | PAIN-AD    | Pain Assessment in Advanced Dementia              |
| ENRICH   | Enabling Research in Care Homes                            | P-CAT      | Person-Centred Care Assessment Tool               |
| EQ-5D    | EuroQol-5 Dimensions                                       | PPI        | patient and public involvement                    |
| EQ-5D-5L | EuroQol-5 Dimensions, five-level version                   | QALY       | quality-adjusted life-year                        |
| FAST     | Functional Assessment Staging Test                         | QUALID     | Quality of Life in Late Stage Dementia            |
| GP       | general practitioner                                       | SD         | standard deviation                                |
| ICC      | intracluster correlation coefficient                       | SWC-EOLD   | Satisfaction With Care – End Of Life in Dementia  |
| ICECAP   | ICEpop CAPability  |            |   |



## Plain English summary

**N**amaste Care is a programme of respectful stimulation for nursing home residents who have advanced dementia. It is person-focused and reflects residents' individual likes and interests. It is claimed that Namaste Care improves quality of life for residents, family and staff, and quality of dying for residents, and can be provided without additional cost. This study explored how feasible it would be to conduct a large study in the future to understand the effects of Namaste Care on people with advanced dementia.

Our literature review showed that Namaste Care enables people with advanced dementia to have moments of connection with others. We refined some Namaste Care resources through working with care home staff, family and volunteers to create a user-friendly booklet. Eight care homes were recruited to our 6-month trial; four homes were supported to introduce Namaste Care, two continued as usual and two withdrew.

In the four intervention homes, residents with advanced dementia received Namaste Care. Staff used standard measures to assess (1) residents' responses and (2) the economic costs and benefits of Namaste Care. Researchers made observation visits. Records of activity in Namaste Care sessions were completed, and interviews were held with staff and family. Residents wore an ActiGraph (Activinsights Ltd, Kimbolton, UK) device that recorded their levels of sleep and activity.

The length and frequency of Namaste Care sessions varied. Nursing homes incurred additional costs but could see ways to reduce those. All residents accepted wearing an ActiGraph device. Staff completed the data collection tools; some measures were more informative than others. Data from interviews showed that most people had positive experiences of Namaste Care.

The findings support the view that Namaste Care has benefits for people with advanced dementia in nursing homes. We consider that, with some changes, this trial offers a model for a large study to show whether or not Namaste Care could be promoted more widely.



# Scientific summary

## Background

Many people living with advanced dementia live and die in nursing homes. The quality of life, care and dying experienced by these people is variable, and the provision of high-quality care is challenging. There is a need to identify appropriate, cost-effective interventions that facilitate high-quality care towards the end of life, in nursing homes, that is appropriate for this vulnerable population. One intervention that has attracted interest from practitioners is the Namaste Care programme. Currently, little evidence is available of its efficacy or how to implement it successfully.

## Objectives

The primary objective of this study was to ascertain the feasibility of conducting a full trial of the Namaste Care intervention. The feasibility aims were:

- i. to understand how best to sample and recruit nursing homes into a cluster randomised controlled trial of Namaste Care
- ii. to establish recruitment, retention and attrition rates at the level of the nursing home and of the individual resident, informal carer and nursing home staff
- iii. to determine the most appropriate selection, timing and administration of primary and secondary outcome measures for a full cluster randomised controlled trial of Namaste Care against criteria of bias minimisation, burden and acceptability
- iv. to assess the acceptability (to staff and family), fidelity and sustainability of the Namaste Care intervention
- v. to establish the willingness of a large number of nursing homes, representing the range of nursing homes with respect to provider type, size and resident care needs, to participate in a full trial.

Prespecified criteria for progressing to a full trial included those regarding recruitment, attrition, primary outcome data collection levels, fidelity of intervention delivery, the acceptability and suitability of the intervention in a UK context, and the feasibility of sampling.

## Methods

We conducted a three-phase study: (1) a realist evidence review, (2) intervention and implementation process refinement and (3) a cluster randomised controlled trial (with a process evaluation and economic analysis).

### *Realist evidence review*

In a stakeholder-led realist literature review, we sought to determine which Namaste Care intervention elements work best for people living and dying with advanced dementia in the nursing home context. In phase 1 of the review, the scope was defined to enable concept-mining and theory development; 25 papers were identified in a scoping exercise. We undertook 11 interviews with stakeholders (user/patient representatives, dementia care providers, care home staff and researchers) and held a workshop with seven stakeholders and six research team members.

In phase 2 of the review, a systematic search of the literature identified 86 papers relating to Namaste Care. Following consultation with stakeholders, in a workshop ( $n = 7$ ), interviews ( $n = 4$ ) and with 40 end-of-life specialists, three context-mechanism-outcome configurations were developed. These configurations sit under the overarching theme of the importance of activities that enabled development of moments of connection for people with advanced dementia. The following elements need to be in place for Namaste Care to work for people living with advanced dementia:

1. structured access to social and physical stimulation
2. care home staff who are equipped to cope effectively with complex behaviours and variable responses
3. a framework for person-centred care.

This explanatory framework informed element prioritisation in the intervention refinement process.

### ***Intervention refinement***

A four-stage approach was adopted: (1) collating existing intervention materials using the explanatory framework; (2) exploring readability, comprehensibility and utility with staff inexperienced in Namaste Care; (3) using modified nominal group techniques with individuals with Namaste Care experience to refine and prioritise the intervention implementation materials; and (4) final refinement with a patient and public involvement panel.

### **Results**

Eighteen nursing care home staff, one informal carer, one volunteer and five members of the public involvement panel were involved across the study stages. A 16-page A4 booklet was designed, with flow charts, graphics and colour-coded information used to ease navigation through the document. This was supplemented by infographics and a training package. The guide described the intervention dimensions and the process of implementation.

### **Intervention**

Namaste Care is a complex dementia intervention delivering proactive, structured care focused on enhancements to the physical environment, comfort assessment and management, and ongoing sensory engagement that incorporates personalised activities to reflect an individual's life story and preferences, delivered in a group context.

### ***Feasibility study in the context of a cluster controlled trial***

A feasibility study was undertaken in eight nursing homes in England. The primary population was people with advanced dementia (assessed as having a Functional Assessment Staging Test score of 6 or 7) with an estimated life expectancy of < 3 months. We also recruited participants' main family or informal carer, and nursing home staff who were health-care staff paid to provide care to residents in nursing homes.

### **Trial inclusion/exclusion criteria**

Clusters were defined as individual nursing homes, which were included if they were:

- nursing homes with at least 30 beds
- already providing palliative care using an established palliative care intervention
- able to identify six potentially eligible participants.

Residents were included if they:

- were permanently resident in the nursing home
- had received an assessment of advanced dementia (assessed as having a Functional Assessment Staging Test score of 6 or 7) (indicating a need for personal care assistance, urinary and faecal incontinence, reduced mobility and reduced ability to speak)
- had a lack of mental capacity
- had a key worker willing to act as a proxy for outcome data.

Consent was obtained through either a personal or a nominated consultee process.

The informal carer inclusion criteria stated that the person was to be an informal carer for a person with advanced dementia eligible for the trial.

Staff were included if they were health and social care staff who were paid to provide care in the nursing home; this included managers, registered nurses, care assistants and activity co-ordinators.

'Usual care' was defined as palliative care that was available and provided using established palliative care interventions in care homes.

## Proposed primary/secondary outcomes and tools

One of the aims of the study was to establish the appropriateness, acceptability, timing and administration of instruments for a full trial. Two contender primary outcomes were considered for the full trial: quality of dying (dementia) (measured with the Comfort Assessment in Dying – End of Life Care in Dementia) and quality of life (measured with Quality of Life in Late Stage Dementia).

The following secondary outcomes were considered for the person with dementia, their informal carer and staff:

- person with dementia – sleep/activity (measured with actigraphy), neuropsychiatric symptoms (measured with the Neuropsychiatric Inventory – Questionnaire), agitation (measured with the Cohen-Mansfield Agitation Inventory) and pain (measured with the Pain Assessment in Advanced Dementia)
- informal carer – satisfaction with care at the end of life (measured with the Satisfaction With Care – End Of Life in Dementia)
- staff – satisfaction with care at the end of life (measured with the Satisfaction With Care – End Of Life in Dementia), person-centred care (measured with the Person-Centred Care Assessment Tool) and readiness for organisational change (measured with the Alberta Context Tool)
- health economics outcomes were measured with the EuroQol-5 Dimensions, five-level version, the ICEpop CAPability (ICECAP) measure for Older people and the ICECAP Supportive Care Measure
- other data – medication/service use (taken from medical records) and intervention activity (taken from a daily log).

A process evaluation was undertaken to provide explanatory data for the feasibility findings with respect to the acceptability, fidelity and sustainability of intervention delivery. Interviews were conducted with managers at baseline, and with staff and informal carers at the end of the study. Intervention delivery and usual care were observed.

## Analysis

As a primary end point was not determined, no formal statistical tests of intervention effect were undertaken. Study data, alongside published data, were used to estimate a future sample size for a definitive study. Process evaluation data were analysed quantitatively (using descriptive statistics) and qualitatively (using framework analysis). Unit cost information was applied to the collected resource use data to provide initial estimates of cost-effectiveness, identifying the main drivers of efficiency. A health economics analysis focused on the feasibility and acceptability of using data collection tools to measure resource use at the level of the nursing home, the person with dementia, and family and society. Think-aloud analysis explored the ease with which staff acting as proxy for residents completed the ICECAP capability measures.

## Results

Eight nursing homes consented to participate and to staff being recruited to the study. Two homes withdrew before the trial commenced, leaving four intervention and two control homes in the full data set. Residents were assessed for eligibility ( $n = 243$ ), and 32 residents were enrolled. For enrolled residents, 20 informal carers consented to participate (and 12 of these carers provided demographic and proxy data). Ninety-seven staff were recruited over a 6-month period from eight facilities.

The number of beds overall ranged from 37 to 60, with the number of nursing home beds varying from 24 to 60. Two nursing homes were dual registered as they also provided residential care. The mean numbers of nursing beds were 48.5 (control homes) and 42.7 (intervention homes). Provider status was that six homes were private independent (four intervention and two control) and two were not-for-profit (intervention). Four intervention homes and one control home worked with a designated general practitioner. All of the nursing homes had engaged with a palliative care programme (Six Steps to Success, the Gold Standards Framework for Care Homes programme or a bespoke hospice programme).

Residents (individuals with advanced dementia) ( $n = 32$ ) comprised 17 men (53%) and 15 women (47%). The median age of residents was 82 years (range 49–98 years). The type of dementia diagnosed varied (e.g. Alzheimer's disease, dementia with Lewy bodies, vascular dementia, other unspecified dementia). Informal carers ( $n = 12$ ) comprised six men, five women and one person whose sex was not known. Six of the carers were spouses of residents, five were children of residents and one was a friend. Most of the nursing home staff ( $n = 67$  from six participating nursing homes) were female ( $n = 54$ , 80%). The sample comprised care assistants ( $n = 33$ , 49%), registered nurses ( $n = 13$ , 19%), managers ( $n = 8$ , 12%) and other staff including activity co-ordinators ( $n = 13$ , 19%).

Primary outcome data were collected using Quality of Life in Late Stage Dementia for quality of life and Comfort Assessment in Dying – End of Life Care in Dementia for quality of dying, but the small number of deaths made the data from the latter less useful. Completion rates for primary outcomes were high at baseline and at 4 weeks (100% and 96.8%, respectively).

Of the secondary outcome data, the most relevant were from the Cohen-Mansfield Agitation Inventory. ActiGraph (Activinsights Ltd, Kimbolton, UK) devices were worn by the study participants and these largely remained in situ for the 28 days of data collection. The findings show a heterogeneous inactive population with variable sleep patterns.

In terms of fidelity, no nursing home was able to deliver the intervention twice per day, 7 days per week. Two facilities delivered the intervention on approximately two-thirds of the days in the study and two facilities offered the intervention on one-third of the days. There were gaps in provision owing to staff holidays. The mean session length across all sites was 1.33 hours (range 0.08–2.25 hours). The site offering the most sessions, twice per day for 92 days, offered generally shorter sessions lasting 1 hour. The observation of Namaste Care delivery showed that staff at times under-reported their activity, and issues with the length of sessions were identified in some instances. Greater reporting accuracy was noted when fewer staff members were delivering the intervention.

The recruitment of nursing homes, residents, informal carers and care home staff is feasible, although resources and time to support this are required. With respect to economics data, collecting resource use data was found to be feasible, although the quality of the data was variable in some areas. Nursing homes differed in the extent to which they incurred additional costs, with two incurring no additional costs and two incurring costs equivalent to an average of £222 per resident over a 4-week period. Staff proxy completion of the ICECAP measures was found to be challenging in parts, driven by an inability to communicate between the staff member and the resident under consideration. Nonetheless, all of the economics outcome measures (the EuroQol-5 Dimensions, five-level version, the ICECAP measure for Older people and the ICECAP Supportive Care Measure) could feasibly be collected by proxy, and high levels of completion were recorded for all measures.



The data on organisational readiness for change were collectable, but no conclusions can be drawn from the differences between facilities because of the small numbers of respondents.

In terms of availability of a sample for full trial, an analysis of the English Care Quality Commission data set as of 3 January 2019 identified 3719 nursing homes with at least 30 beds that were registered to care for people with dementia, and were rated 'good' or 'outstanding' by the Care Quality Commission, across the nine Care Quality Commission regions. This number increases to 4439 if sites are included that were rated as 'needs improvement'. A definitive trial would require 36 nursing homes with eight participants per nursing home cluster.

No adverse events were reported arising from the intervention. One adverse event arose from the use of the ActiGraph device; bruising was observed on one individual, with no lasting effect.

The criteria for proceeding to a full trial were partially met. The recruitment target was unachievable owing to the environment within which the intervention was delivered, as in some facilities lack of space precluded the recruitment of further residents until the death of a participant. There were no instances of attrition owing to practical or preference issues. The only withdrawal occurred because a participant moved to another facility for health reasons. The completion rate of the two contender primary outcome measures was high. The criterion for delivery of the number of Namaste sessions (at least one session held 7 days per week with an average length of 1.5 hours) was set without knowledge of the nursing home environments and working patterns within the sites. Namaste Care was acceptable to informal carers and staff, could be adapted to be delivered in different care environments, and reflected the components identified in the phase 1 realist review. A pool of potential nursing homes can be identified across England, reflecting different provider types. Changes for a future trial include using a pragmatic trial design; randomising by nursing home blocks; using outcome measures for agitation and social engagement; and revising the intervention specification.

## Limitations

The outcome measure that focused on dying was less useful than anticipated. The selective recruitment by staff of informal carers may have shaped those carers' responses about their perceptions of intervention acceptability. The lack of blinding influenced the proxy completion of tools. Palliative care training as the usual care comparator is less relevant for this intervention than dementia care skills.

## Conclusions

It is feasible to recruit and collect data using proxy-completed questionnaires, actigraphy, observation and interviews in the care home context. The intervention was delivered in each setting, but the fidelity to the originator's 'dose' was mediated by the nursing home environment, resources and staffing levels. Namaste Care is a palliative care, not an end-of-life (last month of life) care, intervention. Its core purpose is to provide activities that enable the development of moments of connection for people with advanced dementia.

## Priorities

1. Delivering a complex, person-centred intervention for a heterogeneous population (albeit all with advanced dementia) in a group context, in different nursing home environments, requires the intervention and implementation process to be 'nursing home centred'.
2. A full trial design must have the flexibility to encompass the person-centred intervention delivery and nursing home-centred implementation processes.

3. Maximising learning from other Namaste Care-focused studies nearing completion can inform a future trial.
4. Consideration needs to be given to the measurement of agitation being a primary outcome of a future trial.

### **Trial registration**

This trial is registered as Current Controlled Trials ISRCTN14948133.

### **Funding**

This project was funded by the National Institute for Health Research (NIHR) Health Technology Assessment programme and will be published in full in *Health Technology Assessment*; Vol. 24, No. 6. See the NIHR Journals Library website for further project information.

# Chapter 1 Introduction

## Scientific background

Dementia is a life-limiting condition, and survival time from diagnosis decreases with age, from 6.7 to 1.9 years.<sup>1</sup> In advanced dementia, an individual is fully dependent on others for care; they can be chair- or bedbound, doubly incontinent and no longer able to communicate verbally [assessed as having a Functional Assessment Staging Test (FAST) score of 6 or 7].<sup>2</sup> For many people with advanced dementia, a move to a care home is required because they can no longer live independently at home.<sup>3</sup> 'Care home' is a generic term that refers to:

*A collective institutional setting where care is provided for older people who live there, 24 hours a day, seven days a week, for an undefined period of time. The care provided includes on site provision of personal assistance with activities of daily living. Nursing and medical care may be provided on-site or by nursing and medical professionals working from an organisation external to the setting.*

*Froggatt and Reitingger, p. 14.<sup>4</sup> Reproduced with permission from the European Association of Palliative Care*

Nursing homes are care homes that employ on-site nurses who are present 24 hours per day, 7 days per week for people with higher levels of dependency and health-care needs. At least two-thirds of people in care homes are estimated to have dementia<sup>5</sup> and will therefore die with, if not of, dementia.<sup>6</sup> In England and Wales, approximately 18% of the population die in care homes.<sup>7</sup> In an ageing population, the numbers of people with advanced dementia who require palliative and end-of-life care in care homes will rise.<sup>8</sup>

Dying with advanced dementia is often prolonged and distressing, with poor quality of life and death reported,<sup>9,10</sup> through either under- or overtreatment.<sup>11-13</sup> People dying with advanced dementia suffer symptoms such as pain, which leads to distressing behaviours such as agitation and sleep disturbance.<sup>14</sup> Evidence suggests that there is also a negative impact on carers who witness dying when there is pain, agitation and distress.<sup>15</sup> There is therefore a need for appropriate care that will ensure a good quality of life and a good quality of dying.<sup>13,16</sup>

Health-care practitioners can struggle to provide appropriate care for people with advanced dementia.<sup>17</sup> Palliative and end-of-life care seeks to address the needs of people whose disease is not responsive to curative treatment by providing active care and treatment that addresses all physical, psychological, spiritual and social domains.<sup>18</sup> Challenges in providing appropriate palliative and end-of-life care for people with dementia are recognised<sup>19</sup> and interventions to support good practice are being sought.

One intervention for those with advanced dementia that is gaining increasing currency with practitioners, but without good evidence of effect, is Namaste Care.<sup>20</sup> Namaste Care is a non-pharmacological, complex intervention to improve the quality of life and care at the end of life that is designed to ameliorate challenging symptoms such as agitation, pain, distress and sleep disturbance. It is proposed that this intervention, delivered by nurses and care assistants, could, if successful, enable the skilled and confident delivery of care known to improve both quality of care and quality of dying.<sup>20</sup> Small-scale studies have demonstrated this intervention's potential to reduce pain, urinary tract infections and distress, improve sleep and reduce agitation.<sup>21-25</sup>

A future full trial is urgently required to determine the efficacy of an intervention already spreading across end-of-life and nursing home care settings to ensure that only appropriate cost-effective and clinically effective technology that can be practically delivered is adopted.

### Explanation of rationale

Namaste Care is based on the premise that people with advanced dementia have the right to be cared for as human beings with full moral worth<sup>23-25</sup> and draws on principles of person-centred care.<sup>26</sup> There is little strong evidence for Namaste Care as a multicomponent intervention, but some disparate evidence suggests that it leads to a reduction in the severity of physical and behavioural symptoms, and changes in social interaction, agitation and delirium.<sup>22,27,28</sup> Wider benefits to the health economy are suggested with respect to the reduced use of psychotropic medication.<sup>27</sup> Family and staff report increased satisfaction with care following delivery of Namaste Care.<sup>29</sup>

Understanding the effect (including cost-effectiveness) of Namaste Care and how best to organise care to achieve this effect will enable clear decision-making about health-care practice for those with advanced dementia, and whether or not and how to change the focus of care for those with advanced dementia nearing the end of life. This research will provide a clear specification for the delivery of Namaste Care that will feed forwards into health-care decision-making.

This trial is also part of a cohort of larger clinical studies being undertaken internationally (Canada<sup>30</sup> and the Netherlands<sup>31</sup>) to develop a robust comparable evidence base for the efficacy of the intervention.

### Study overall aim

The aim of the study is to undertake robust, evidence-based development of the Namaste Care intervention followed by a feasibility trial to determine the parameters of a full trial of Namaste Care in nursing home settings.

### Research question

What is the feasibility of conducting a cluster randomised controlled trial in a nursing home context to understand the impact on quality of life, and quality of dying, of the Namaste Care intervention for people with advanced dementia, when compared with usual end-of-life care?

### Aim

The main aim of the feasibility trial was to ascertain the feasibility of conducting a full trial of the Namaste Care intervention.

### Objectives

The feasibility aims of the research design and data collection processes to enable the design of a full trial to determine the efficacy of Namaste Care were to:

- i. understand how best to sample and recruit nursing homes into a cluster randomised controlled trial of Namaste Care
- ii. establish recruitment, retention and attrition rates at the level of the nursing home and of the individual resident, informal carer and nursing home staff
- iii. determine the most appropriate selection, timing and administration of primary and secondary outcome measures for a full cluster randomised controlled trial of Namaste Care against criteria of bias minimisation, burden and acceptability

- iv. assess the acceptability (to staff and family), fidelity and sustainability of the Namaste Care intervention
- v. establish the willingness of a large number of nursing homes, representing the range of nursing homes with respect to provider type, size and resident care needs, to participate in a full trial.



## Chapter 2 Realist review of Namaste Care and other multisensory interventions

This chapter includes text from the paper by Bunn *et al.*<sup>32</sup> This article is distributed under the terms of the Creative Commons Attribution 4.0 International License which permits unrestricted use, distribution, and reproduction in any medium, provided you give appropriate credit to the original author(s) and the source, provide a link to the Creative Commons license, and indicate if changes were made. The Creative Commons Public Domain Dedication waiver (<http://creativecommons.org/publicdomain/zero/1.0/>) applies to the data made available in this article, unless otherwise stated.

We conducted a stakeholder-driven realist review. It was conducted and reported in accordance with the Realist and Meta-narrative Evidence Syntheses: Evolving Standards (RAMESES).<sup>33</sup> This review is registered as PROSPERO CRD42016047512. The aim of the review was to develop a theory-driven explanation of how the Namaste Care intervention might work, and in what circumstances, to inform the development of the Namaste Care intervention.

### Rationale for using a realist approach

Realist review is a systematic, theory-driven approach that aims to make explicit the underlying processes, structures or reasoning (mechanisms) of how and why complex interventions work (or do not) in particular settings or contexts.<sup>34,35</sup> Namaste Care is a complex multicomponent intervention dependent on the behaviours and choices of those delivering and receiving the care. The purpose of this review was to develop an explanatory account or programme theory about Namaste Care and how it might work for people with advanced dementia living in long-term care settings, such as nursing homes. We knew when starting the review that most of the literature on Namaste Care was descriptive and experiential. However, in a realist approach the unit of analysis is the programme theory or underpinning mechanism of action, rather than the intervention.<sup>34</sup> This allowed us to draw on a broader range of literature rather than literature focusing solely on Namaste Care.

Programme theory comprises configurations of context (the background conditions/circumstances in which interventions are delivered and in which mechanisms are triggered), mechanism (the responses or changes that are brought about through a programme within a particular context) and outcomes. The development of these context–mechanism–outcome (CMO) configurations is iterative, involving data collection, theorising and stakeholder engagement. Stakeholders with direct experience of providing end-of-life care to people with dementia in care home settings were involved in defining the scope of the review and, later, in validating the programme theory.<sup>33,34</sup>

### Methods

#### *Phase 1: defining the scope of the realist review – concept-mining and theory development*

In phase 1, we searched the literature and consulted with stakeholders to develop provisional programme theories about how Namaste Care might work. To identify relevant literature, we searched PubMed and Cumulative Index to Nursing and Allied Health Literature (CINAHL) for all available literature describing the implementation or use of Namaste Care, conducted forwards and backwards citation tracking and hand-searched a book by Joyce Simard, the originator of Namaste Care.<sup>20</sup> We searched for research studies of any design and descriptive items in non-academic journals.

In conjunction with scoping the literature, we conducted face-to-face or telephone interviews with 11 participants involved in delivering Namaste Care, training of care home staff in Namaste Care, and for research within dementia and/or palliative and end-of-life care. Participants were based in the UK, the Netherlands and the USA. Participants were recruited for their known expertise and through snowball sampling. Interviews were conducted either face to face or by telephone or Skype™ (Microsoft Corporation, Redmond, WA, USA) video call. Participants were given a copy of the study information sheet, which provided contact details of the research team, and a consent form that they were asked to read and sign. Interviews were conducted using realist principles<sup>36</sup> and were guided by a topic guide. The interview schedules were designed to explore participants' experiences of Namaste Care for people living with dementia and their views on what they considered to be the essential components of the intervention, and how and on what outcomes the intervention was thought to work. Research Ethics Committee approval was obtained from Lancaster University (reference number 17/wa/0378).

Findings from the literature and interviews were used to develop a preliminary theory in the form of 13 explanatory 'if-then' statements.<sup>32</sup> 'If-then' statements are the identification of an intervention/activity linked to outcome(s). They contain references to contexts and mechanisms, although these may not be very explicit at this stage.<sup>37</sup> Following this, we held a workshop to review and refine the theory. Participants for the workshop were recruited based on their expertise in Namaste Care and/or in dementia or end-of-life care. The workshop included seven external participants (three of whom had participated in interviews) and six members of the study team (one of whom was a participant and public involvement lead). At the workshop, members of the project team presented the preliminary findings from the scoping, the outcomes identified from the literature and the if-then statements. We adapted nominal group technique to facilitate the discussion of the if-then statements. The purpose was to understand what participants thought was needed for Namaste Care to work, how they thought Namaste Care changed the behaviour of residents and staff, and why/how it worked. Nominal group technique is a process that promotes the generation of ideas to develop a set of priorities and enables the participation of all group members.<sup>38</sup> Participants' comments were recorded, and statements were ranked by participants in order of importance.

After the workshop, members of the project team who had attended the workshop reviewed the if-then statements, and the rankings, and grouped them into three categories:

1. how Namaste Care is introduced to the care home, including the structure of the intervention, frequency and resources
2. characteristics/approach of the care home staff and characteristics of the Namaste Care programme, for example staff providing person-centred care and engaging in biography work with residents
3. how Namaste Care is delivered, including meaningful activities involving all five senses and adaptation of activities to individual circumstances and preferences.

These categories became the basis for the three preliminary CMOs<sup>32</sup> that were taken forward for testing in phase 2.

## ***Phase 2: retrieval, review and synthesis***

### **Inclusion criteria and study identification**

In phase 2, we undertook systematic searches to identify sufficient evidence to test and develop the three CMOs identified in phase 1.<sup>39</sup> As the literature on Namaste Care is limited, we widened the searches to include studies that drew on similar principles or approaches to Namaste Care. The rationale for this was that these offered opportunities for transferable learning and allowed us to test aspects of our programme theory, such as the mechanisms of action.



The inclusion criteria for studies were as follows:

- All or some participants with advanced dementia. This included studies in which the definition of 'advanced dementia' was based on the authors' reports and studies that provided more formal definitions or used measures such as the Mini Mental State Examination.
- People living in a long-term care institution (e.g. a care home or a nursing home).
- Interventions that drew on similar principles to Namaste Care or included components of Namaste Care (e.g. music therapy, massage, aromatherapy) and that offered opportunities for transferable learning. This included group-based or one-to-one interventions. Interventions could be delivered by care home staff or by external facilitators.
- Published and unpublished studies of any design.

The searches focused on papers published in the last 10 years to reflect the rapid expansion of work and interest in the research area. We searched PubMed, Scopus and CINAHL and undertook lateral searching such as forwards and backwards citation tracking.

Search terms and dates are given in *Box 1*.

### Selection and appraisal of documents

Results of the searches were imported into bibliographic software. Two researchers independently screened the title and abstract of records and the full text of articles that appeared to be relevant. Papers were assessed for inclusion on the basis of whether or not they were considered 'good enough and relevant enough'.<sup>40,41</sup> This was an ongoing process that involved discussion between research team members. 'Good enough' was based on the reviewers' assessment of whether or not the research was of a sufficient standard based on the detail provided, the articulation of how the intervention worked and if the claims made were considered credible. Papers were judged to be relevant if it was felt that the authors provided sufficient information and/or theoretical discussion to contribute to the programme theories being tested. For example, although many studies were not focused on Namaste Care, they could still be included if they were felt to share an underpinning mechanism of action.<sup>34</sup> Studies that were poorly conducted could still be included if the relevance was high, for example if they contributed to our understanding about how a programme was thought to work. We tested for conceptual saturation through regular discussion among team members involved in data extraction.<sup>42</sup> For example, multiple studies drew on theories of biography and person-centred care as a rationale for the intervention and to explain how they worked.

**BOX 1** Search terms used in PubMed in phase 2 (search terms were adapted as appropriate for other databases)

#### PubMed search 1

Run 24 April 2017, focused on elements of Namaste Care intervention such as massage, music, sensory stimulation) sensory[Title/Abstract] OR touch[Title/Abstract] OR senses[Title/Abstract] OR massage[Title/Abstract] OR namaste[Title/Abstract] OR music[Title/Abstract] OR smell[Title/Abstract] OR aroma[Title/Abstract]) OR ('massage therapy') OR ('sensory stimulation') OR ('music therapy') OR ('therapeutic touch')) AND (('dementia') OR ('alzheimers') OR ('end of life') OR ('palliative') OR ('coma')) Filters: published in the last 10 years; Humans

#### PubMed search 2

Run 26 April 2017, terms relating to person-centred care) (('person centred care') OR ('person centred care'[Title/Abstract]) OR (person centred care) OR (('biography') OR (biography[Title/Abstract] OR biographical [Title/Abstract]))) AND (('residential care') OR ('nursing home') OR ('care home') OR ('residential home'))

### Data extraction and synthesis

In the first stage of the review, we extracted information on how Namaste Care was interpreted and delivered, including the core components, and reported outcomes. In stage 2, we extracted information on study focus, participants, setting and intervention (including method of delivery and duration), how outcomes were measured and reported, and how underlying assumptions about the intervention were articulated. In a realist review, data are not restricted to outcomes measured or results reported but also include author explanations. For example, discussions can provide a rich source of 'data' that helps explain how an intervention was thought to work (or why it did not). Data were extracted into a Microsoft Access (Microsoft Corporation, Redmond, WA, USA) database and the 'query' feature was used to create tables enabling the identification of recurrent patterns of contexts and outcomes in the data and the possible mechanisms by which these occurred.<sup>43</sup> In addition, we created data tables to map the most commonly reported outcomes (e.g. agitation) against data on context, mechanisms and our programme theory.

### Testing and refining programme theory

To enhance the trustworthiness of our programme theory, we discussed the CMOs at a second project team workshop ( $n = 7$ ) and undertook a second round of stakeholder consultation. This consultation involved discussing the CMOs and it was conducted via telephone interviews ( $n = 1$ ), face to face ( $n = 2$ ) and by e-mail ( $n = 1$ ). In addition, findings from the review were presented to, and discussed with, a group of end-of-life care specialists ( $n = 40$ ) at a community of practice meeting organised by specialist end-of-life and dementia care organisations. Many of those attending had direct experience of Namaste Care. Stakeholders were from similar groups as in phase 1 (two people took part in both sets of consultations).

## Results

### Description of included evidence

#### Phase 1

In phase 1 we found 25 papers relating to Namaste Care, 18 of which provided sufficient information for theory development. The majority were descriptive accounts of Namaste Care rather than research studies. Of the seven research studies, three included some before-and-after data,<sup>22,44,45</sup> three were qualitative<sup>46-48</sup> and one (reported in three papers)<sup>27,29,49</sup> used an action research approach. Only five studies<sup>21,22,27,44,45</sup> presented data on resident outcomes. The seven research studies and one further Namaste Care study identified during the phase 1 searches<sup>50</sup> were taken forward for inclusion in phase 2.

The core elements of Namaste Care, derived from the literature and stakeholder accounts, are:

- the environment (e.g. calm, warm, scented, music, group setting, gentle lighting)
- time (done every day, performed slowly, dedicated time for each person)
- use of loving touch, which might include massage, hair care, skin care, tactile items
- provision of food and drink
- pain assessment.

In phase 2 we included 86 papers. The selection process for studies is summarised in *Figure 1*. Further details of the Namaste Care studies are listed in additional file 3 of Bunn *et al.*<sup>32</sup>

With respect to research design, the 86 papers reported:

- 17 evidence reviews (not Namaste Care)<sup>51-68</sup>
- 59 papers reporting 51 primary studies (not Namaste Care)<sup>69-129</sup>
- 10 papers reporting 8 Namaste Care studies.<sup>22,27,29,44-48,50,130</sup>

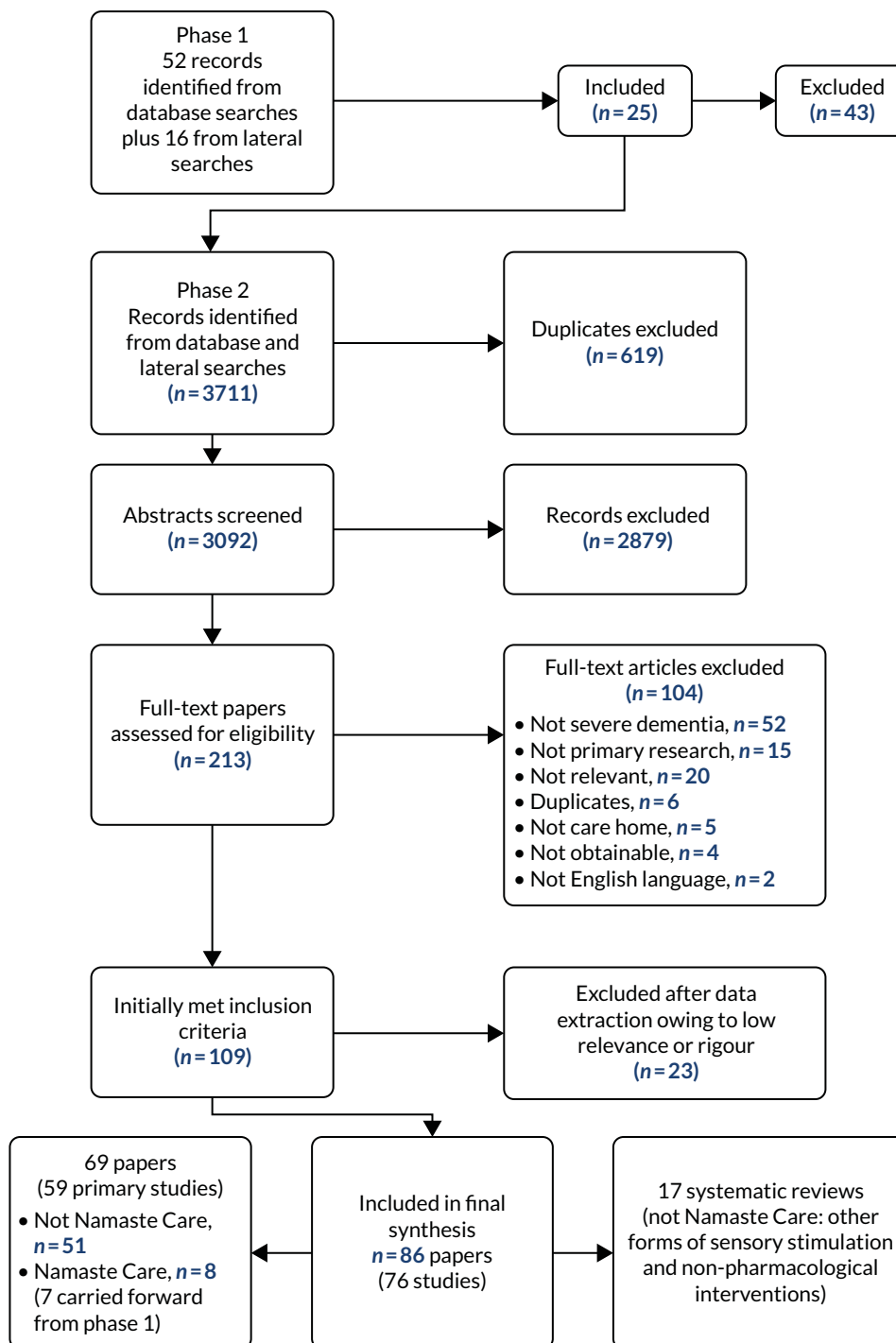


FIGURE 1 The Preferred Reporting Items for Systematic Reviews and Meta-Analyses (PRISMA) flow chart detailing the selection of studies for the review.

The designs of the 59 primary studies were:

- 24 randomised controlled trials (reported in 26 papers<sup>75-77,82,83,87,95,96,98-102,105,107-115,117,119,123,128,129</sup>)
- four non-randomised controlled studies<sup>85,91,106,120</sup>
- seven before-and-after studies<sup>22,44,45,50,79,81,118</sup>
- four observational studies (reported in 10 papers<sup>69-74,84,86,116,126</sup>)
- 13 qualitative studies<sup>46-48,88-90,93,94,97,103,121,122,124</sup>
- one action research study (reported in three papers<sup>27,29,130</sup>).

The remaining six studies<sup>78,80,92,104,109,127</sup> used a variety of study designs, including retrospective and crossover.

Studies were conducted in a variety of countries including the USA ( $n = 17$ <sup>20,46,69-74,79,85,87,92,93,101,116,125,126</sup>), the UK ( $n = 14$ <sup>29,44,45,48,50,75-78,89,97,102,103,113</sup>), Australia ( $n = 9$ <sup>47,88,99,100,104,114,121,127</sup>), Japan ( $n = 5$ <sup>83,95,110,111,120</sup>), Spain ( $n = 3$ <sup>96,109,112</sup>), Sweden ( $n = 3$ <sup>84,86,106</sup>) and Taiwan ( $n = 3$ <sup>115,118,119</sup>). There were two studies in Canada,<sup>98,122</sup> Portugal,<sup>80,81</sup> Norway<sup>90,94</sup> and Italy<sup>107,131</sup> and one study in each of the Netherlands,<sup>123</sup> France,<sup>105</sup> Belgium<sup>124</sup> and Ireland.<sup>117</sup> Studies were generally small, with 33 having < 50 participants.

**Details of the interventions and how they were delivered**

Studies covered a range of sensory and multisensory interventions (Table 1), with multisensory interventions and music therapy being the most common interventions included. Interventions were most commonly delivered by researchers or by outside facilitators such as music therapists. Care home staff were involved in delivering the intervention in only 13<sup>81,84,86,103,104,106,111,113,114,117,118,125,127</sup> out of the 59 non-Namaste Care primary studies. Among Namaste Care studies, the programme was delivered by care home staff in six,<sup>44-47,50</sup> by Namaste Care workers in two<sup>22,27</sup> and by activity co-ordinators in one.<sup>48</sup>

The longest and most frequent sessions were reported in the Namaste Care studies, with several<sup>122,27,44</sup> reporting that Namaste Care was delivered for 4 hours, 7 days per week.

**Programme theory**

Our review resulted in three CMO configurations that together provide an account of how and why Namaste Care might work for people with advanced dementia. These are presented in Figure 2 and described in the text below. Interventions were delivered by a variety of different occupational groups; we use the term ‘provider’ to encompass all of these.

**Context-mechanism-outcome 1: Namaste Care provides structured access to social and physical stimulation**

The programme theory is that care home interventions (e.g. Namaste Care) that provide regular and structured access to social and physical stimulation for residents with advanced dementia (C) give staff permission to engage with residents outside task-based care, and trigger responses such as familiarity, reassurance and trust in residents (M), creating a positive impact on resident behaviour and mood (O).

TABLE 1 Main focus of included studies

| Category   | Primary studies (n)  | Reviews (n)                    |
|--|--|--------------------------------|
| Namaste Care                                       | 8 <sup>22,27,44-48,50</sup>  | 0                              |
| Multisensory                                       | 21 <sup>50,69-71,73,75,76,78-81,92-94,96,98,101,112,117,124-127</sup>      | 0                              |
| Music  | 18 <sup>61,72,77,79,84,86,91,104,105,110,115,118,119,121,123,126,131</sup> | 6 <sup>53,54,58,61,63,64</sup> |
| Touch/massage                                      | 10 <sup>82,87,93,95,99,100,106,109,120,126</sup>                           | 1 <sup>64</sup>                |
| Aromatherapy                                       | 5 <sup>82,83,102,111,113</sup>   | 2 <sup>52,62</sup>             |
| Environment  | 7 <sup>70,74,85,90,92,98,116</sup>   | 2 <sup>56,132</sup>            |
| Other (e.g. person-centred care, use of biography) | 6 <sup>44,59,89,103,114,122</sup>  | 5 <sup>55,57,59,60,68</sup>    |

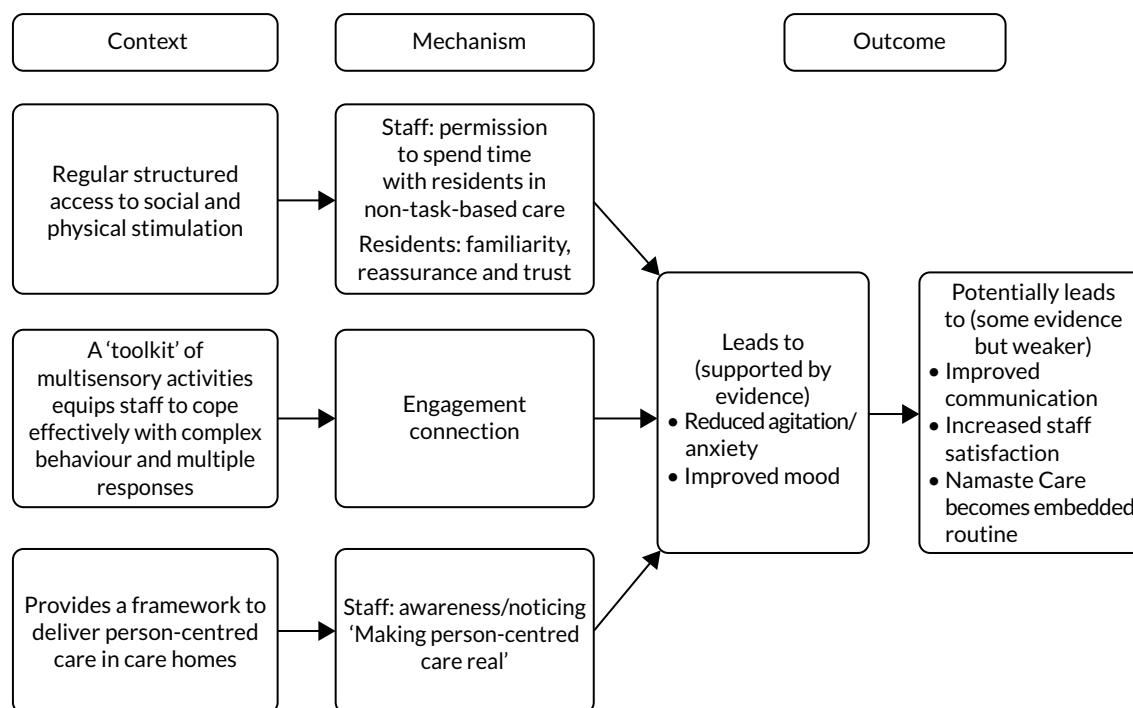


FIGURE 2 Summary of the programme theory.

The evidence suggests that one of the most important aspects of programmes is how they enable meaningful relationships to form between providers and residents who are no longer able to communicate easily with speech and have other symptoms consistent with advanced dementia, for example by having the same person provide each session, by incorporating one-to-one interaction into an activity and by providers having the skills to work with people with advanced dementia.<sup>50,64,77,84,92,96,106,121,123,131</sup> By contrast, interventions involving providers who are unfamiliar to residents and/or do not have the appropriate skills<sup>99,100</sup> or are unable to engage socially with people with dementia may be less effective.<sup>127</sup> Stakeholders at the workshop suggested that having the same person deliver Namaste Care was not always practical and that rather the aim should be to achieve a consistent approach and attitude towards programme delivery:

*What they felt positive about was that they'd managed to create and access what they called a special atmosphere, an environment to practise Namaste Care.*

Nam06

Social stimulation appears to be a particularly key component of interventions. In a series of studies, Cohen-Mansfield and colleagues<sup>69-74,116,126</sup> evaluated a variety of stimuli for people with dementia living in care homes. They found that social stimulation, especially when it involved one-to-one interaction and the active participation of the resident, had the most dramatic effect on engagement and attention.<sup>73</sup> The importance of one-to-one attention and social stimulation was also highlighted in other studies<sup>96,105,113,123</sup> and by stakeholders:

*I think when Namaste [Care] really works is when you can create a space where people who are withdrawn can actually come out of that shell and can connect and make eye contact and maybe start to try and talk again.*

Nam03

*I think most of us are sort of social people, we don't spend 24 hours a day in a room . . . by bringing them out into a shared space they're in a room that's set up for that, they've got people around them, and I think the staff there do have good connections with their residents.*

Nam04

In Namaste Care, physical stimulation is provided through both the components of the intervention and the environment in which the programme is delivered. For example, scents and soft music were felt to be calming and soothing for residents.<sup>22,27,46</sup> Stakeholders supported this, suggesting that the right space could help overstimulated residents relax and that benefits were also seen outside the Namaste Care space:

*We've had a lot of residents upstairs that are quite vocal and can be slightly aggressive during personal care and then that's kind of improved over time with the Namaste and the whole calming atmosphere they're not shouting out as much.*

Nam02

Although some non-Namaste Care studies referred to the importance of environment (e.g. having a private space or a quiet room), in many studies the space was not described. However, studies<sup>92,97</sup> did identify practical as well as therapeutic benefits to having a designated space, suggesting that sessions were less likely to be cancelled because of competing priorities and that activities could take place as and when needed by the residents. However, although space might be an important context, it is unlikely to trigger staff engagement without additional resources such as the allocation of time and management support. A study<sup>127</sup> evaluating the use of a sensory room for people with dementia (Snoezelen®; [www.snoezelen.info](http://www.snoezelen.info)) found that staff missed sessions because they did not see them as a priority. Stakeholders suggested that for Namaste Care to be achievable and adopted as a core part of the work of the care home, it was important that staff were given permission, through the appropriate allocation of time and resources, to engage with it:

*I think that's a really big thing that Namaste adds is that there's like structured time to really pay attention to the residents and yeah, and give them that extra time, and also the opportunity to make contact with the residents.*

Nam09

*I think it encourages them to work together and it encourages them and gives them permission to find space for their residents . . . and the fact that everybody's doing it makes it acceptable within the care home, it's not like somebody's taken an hour out of their day to try and spend time with a resident and everybody else is saying you should be working, everybody's doing a similar thing.*

Nam04

The originator of Namaste Care suggests that it should be delivered twice per day, 7 days per week.<sup>20</sup> Three non-randomised studies<sup>22,27,44</sup> reported that Namaste Care was delivered in this way, and this was endorsed by some stakeholders who saw it as important in normalising the approach within the day-to-day work of the care home:

*When you see proper results is when it's a programme, when it happens 7 days a week and before and after lunch and that involves a huge change in the culture of the care home.*

Nam03

However, some stakeholders suggested that this intensity was unlikely to be feasible in most care homes in the UK. From the non-Namaste Care studies we found little empirical evidence on the optimal 'dose' of sensory interventions such as Namaste Care, although a meta-analysis<sup>53</sup> of music therapy found that sessions provided twice per week had a more statistically significant impact on disruptive behaviours, anxiety and mood than weekly sessions.

There was little evidence on the benefits of group versus one-to-one delivery. A meta-analysis<sup>53</sup> of music therapy for people with dementia found that group therapy had more positive effects on disruptive behaviours and anxiety than individual therapy. However, this analysis did not distinguish between those with and those without severe dementia. One randomised controlled trial<sup>115</sup> found that group music therapy was more effective for residents with mild and moderate dementia than for those with severe dementia, and another<sup>123</sup> suggested that it was more difficult to achieve therapeutic goals if the ratio of participants to therapist was too high (e.g. five residents to one therapist).

### **Context-mechanism-outcome 2: equipping staff to cope effectively with complex behaviours and variable responses**

Programme theory: interventions that include a 'toolkit' of multisensory activities equip staff to work effectively with residents with complex behaviours and variable responses, leading to improvements in resident outcomes (e.g. reduced agitation) through triggering responses such as engagement and connection between residents and carers.

The use of 'loving touch' is perceived to be key to Namaste Care, with touch thought to evoke an emotional response that leads to physical engagement.<sup>47</sup> We found some evidence to suggest that touch (such as hand massage) can have a calming effect,<sup>95</sup> reduce behavioural symptoms,<sup>69,120</sup> improve sleep<sup>87</sup> and increase engagement.<sup>93</sup> Hand massage may be more effective than simulated social intervention (e.g. holding a doll) because the intervention combines one-to-one social interaction with sensory stimulation.<sup>116</sup>

Stakeholders also reported that Namaste Care had a positive impact on relationships and resident behaviour:

*Our residents are calmer and eating more, we've got residents talking that never used to talk, we've got really anxious residents that would be constantly calling for somebody that will actually sit in there for an hour and not call out once . . .*

Nam01

Music also appears to trigger emotional responses in people with advanced dementia. There is evidence that receptivity to music can remain until the late stages of dementia.<sup>58</sup> Primary studies<sup>73,86,97,107</sup> and reviews<sup>53,58</sup> reported that music therapy improved communication and connection, increased engagement and reduced agitation.<sup>84,86,97,131</sup>

There is some evidence to suggest that the most effective interventions are those that equip care staff to cope effectively with the complexity of caring for people with advanced dementia. A systematic review<sup>64</sup> of interventions to reduce agitation in people with dementia found that the complexity of behaviour associated with dementia required a multifaceted response that could be tailored to the needs of individuals. Stimulating a range of senses may be particularly important for people no longer able to verbalise,<sup>50</sup> and as cognitive function deteriorates people with dementia can become very sensitive to sensory experiences.<sup>78,81</sup> Stakeholders talked about the impact of Namaste Care on care home staff and the way in which the staff perceived people with advanced dementia:

*I think watching staff I think what you see is that they realise that this person that may be end of life, they may have really quite advanced dementia but we're still reaching them . . . they're still living, they've still got all the things that we have, we just need to find it in a different way and I think that changed people's perceptions.*

Nam01

The multisensory nature of an intervention such as Namaste Care means that staff have a range of activities to draw on, giving residents a choice of what is delivered and access to different stimulation (touch, auditory, olfactory and visual).<sup>50,64,75,78,79</sup> The assumption from this evidence is that it is the combined effect of being able to use a range of activities that triggers staff capacity and ability to respond to residents' symptoms and behaviours, and not individual activities.

### **Context-mechanism-outcome 3: providing a framework for person-centred care**

Programme theory: multisensory interventions that focus attention on residents' individual biographies and that attempt to connect with residents' reality make staff more responsive to residents' needs and lead to improvements in resident outcomes (such as increased responsiveness).

Many studies<sup>20,60,61,64,100</sup> suggested that, because people respond differently to the same stimuli, interventions need to be tailored to the needs of the individual. Aspects of interventions that needed to be tailored included the environment,<sup>133</sup> the music played,<sup>84,110,115,119</sup> the aromas used,<sup>82,83,111,124</sup> the way someone was touched<sup>99,100,106,113</sup> and how someone was spoken to.<sup>93,121</sup> It was also seen as important to consider people's known habits and preferences, the stage of dementia that people presented with and whether or not their current preferences may be different from their previous habits.<sup>93,97</sup> How this might work in practice, where the intervention creates a heightened awareness of the individual's preferences, is illustrated in this quotation from a stakeholder:

*While you're doing it and while you're observing it you notice things that actually that might not work so well for that person . . . so it's about thinking about your residents and how they're changing and what we need to do to keep people involved.*

Nam01

Using past and current preferences to tailor interventions was reported to reduce agitation<sup>64,69,114</sup> and increase alertness or engagement.<sup>72</sup> There was also evidence (although this was largely qualitative or anecdotal) that personalised interventions made staff notice more about residents and their abilities,<sup>27,29,50,93</sup> leading to improved communication between staff and residents,<sup>61,68,77,84,127</sup> the development of trusting relationships between residents and caregivers<sup>89,92,106</sup> and a shift towards a more person-centred culture of care:<sup>29,46</sup>

*You've got to have fundamentally good nursing care and the staff need to have good dementia care training as well . . . but what I think Namaste [Care] does is to make it real for them, you know, it makes the person-centred care real for them and it then feeds into the basic care that they're giving.*

Nam03

In our original programme theory, we hypothesised that Namaste Care would have benefits for family members, either through better connection with their family member with dementia or through improved communication with staff. Few studies measured outcomes for family members, although there was some anecdotal and qualitative evidence that Namaste Care improved connections between family members and residents<sup>44,48,50,85,93,94</sup> and between relatives and care home staff,<sup>44,46,50</sup> for example as described by this stakeholder:

*Very often I think relatives don't see the positive relationship that carers have because when you're visiting somebody the staff step back, it's a visit and they just turn up and say, we need to change your mum or it's lunchtime, will you feed her or shall I or it's time we changed her for bed or whatever and so it's very tasky but in Namaste the family actually see the efforts to get somebody to respond and the positive stuff.*

Nam03



## Conclusions

This realist review provided a coherent account of how Namaste Care, and other multisensory interventions, might work. The evidence on Namaste Care is currently limited, but we drew on a wider literature to test the evidence from a range of studies looking at sensory stimulation and implementation in care homes. The findings from the review were used to develop the Namaste Care intervention delivered in phase 2 and described in *Chapter 3*. The review also provides practitioners and researchers with a framework to judge the feasibility and likely success of Namaste Care in long-term settings. The proposed theoretical account of what works, why and in what circumstances is not final. As further relevant evidence emerges, it will be refined, challenged and developed further. Nevertheless, it is reasonable to conclude that the key mechanisms that Namaste Care triggers for residents are feelings of familiarity, reassurance, engagement and connection, and that for staff it gives them permission and awareness to engage with residents in a more person-centred way.



## Chapter 3 Design and methods: intervention development, cluster randomised controlled trial and process evaluation

The Namaste trial is a cluster randomised controlled trial undertaken to establish if it is feasible to undertake such a trial in nursing homes and if it is possible for the intervention to be implemented as prescribed. The trial protocol<sup>134</sup> was reviewed and published in *BMJ Open* in 2018.

### Study design

This was a cluster randomised controlled trial with a non-blinded outcome assessment. The eight clusters were randomised 3 : 1 to the intervention or usual care arm. A cluster trial was chosen, with the nursing home defined as a cluster. This ensured that there was no contamination between the comparator with the test intervention. A qualitative process evaluation and economic analysis ran alongside the trial element of the study, preceded by a process to develop the Namaste Care intervention.

### Study setting

The trial was conducted in eight nursing homes, where on-site nursing was available 24 hours per day. This setting was chosen rather than all care homes because it was necessary to have nursing oversight of the intervention delivery and components of it, for example comfort assessment.

### Nursing home eligibility

The inclusion criteria were specified in the protocol.<sup>134</sup> The main criteria for participation were that the facility had more than 30 beds (to ensure that there were enough residents for inclusion in the study) and that it was currently engaged with palliative care delivery, as evidenced by involvement in established palliative care programmes. The facility also needed to be able to identify a space that could be dedicated to deliver the intervention. Facilities were not recruited if they had a Care Quality Commission (CQC) rating of 'needs improvement' or 'inadequate'. They were excluded on these grounds because sites addressing quality issues would not necessarily be in a position to engage in research and the change that this requires.

### Participants: eligibility criteria

The specific inclusion and exclusion criteria for residents, informal carers and nursing home staff are presented in the protocol.<sup>134</sup>

#### People with dementia

Residents were included in the trial if they lived permanently in the nursing home (and were not present to receive respite or day care). The intervention addresses the needs of people with advanced dementia, so participants needed to have had a formal assessment of advanced dementia based on having a FAST score of 6 or 7.<sup>2</sup> A FAST score of 6 or 7 indicates a need for assistance with personal care and urinary and faecal incontinence, and a higher score reflects reduced mobility and a reduced ability to speak. This was assessed by the nursing home manager or another experienced member of staff.

However, residents who were bedbound and unable to leave their room to join the group were not eligible to participate. All participants lacked mental capacity (as assessed and documented with the capacity assessment process in use within each site). As the study relied on proxy data collection, each resident needed to have a key worker member of staff available who was willing to provide proxy outcome data.

### *Informal carers*

Informal carer participants were recruited if they were > 18 years, and self-identified as the relative or friend who acted as an informal carer for a participant included in the study. The informal carer could be, but was not necessarily, the person acting as personal consultee.

### *Nursing home staff*

All nursing home staff, including managers, nurses, care assistants and activity co-ordinators, who were paid to provide care were eligible to participate.

## **Recruitment**

### *Nursing homes*

Recruitment of the cluster nursing homes was undertaken between August 2017 and November 2017. Commitment to participation from one small provider chain prior to the award of funding led to two nursing homes from this group participating. A wider search for participating nursing homes was undertaken using CQC databases and local ENRICH (Enabling Research in Care Homes) network contacts.

### *People with dementia*

Senior staff in the nursing home were asked to identify residents who met the inclusion criteria. As all participants lacked mental capacity, the process of recruitment and consent involved personal consultees or, if no personal consultee was available or responded, a nominated consultee was identified.

### *Informal carers*

Eligible informal carers of residents participating in the trial were identified by the nursing home manager or a senior staff member. This person was not necessarily the informal carer who had acted as a personal consultee for the resident.

### *Nursing home staff*

Information about the study was distributed to all nursing home staff in information packs and at staff meetings.

## **Data collection**

Data collection was undertaken at baseline and at 2 weeks, 4 weeks and monthly until 24 weeks (and post bereavement, if appropriate) using five methods: questionnaires, observation, interviews (individual and group), completion of a session activity log and use of an ActiGraph device (Activinsights Ltd, Kimbolton, UK).

## **Person with dementia measures**

### *Demographic and clinical characteristics*

For residents, data on their age, sex, ethnicity, existing medical conditions and stage of dementia (assessed using the FAST<sup>2</sup>) were collected at baseline.

### Potential outcomes for main trial

We considered two contender primary outcomes: (1) quality of dying (dementia) [using the Comfort Assessment in Dying – End of Life Care in Dementia (CAD-EOLD)]<sup>16,135</sup> and (2) quality of life [using the Quality of Life in Late Stage Dementia (QUALID)]<sup>136</sup> (Table 2). For people with advanced dementia living in nursing homes, both quality of life and quality of dying are important outcomes. It is also not always clear which is the most appropriate outcome to measure for people living and dying with advanced dementia. Although this was designed as an end-of-life study, it was not clear if the population with advanced dementia who were eligible to receive the Namaste Care intervention would die during the study. Consequently, one of the feasibility aims was to see whether or not an outcome measure about quality of dying would be appropriate for a full trial.

TABLE 2 Summary of resident data collected by care home staff, outcome measures and time schedule

| Outcome measures or rationale for data collection                 | Time point of data collection                                |  |  |   |  |
|---|--|--|--|---|--|
|   | Baseline of the individual resident taking part in the study | 2 weeks (after the individual resident has the first Namaste Care session) | 4 weeks (after the individual resident has the first Namaste Care session) | Every 4 weeks up to 24 weeks (after the individual resident has the first Namaste Care session) | 24 weeks (after the individual resident has the first Namaste Care session) or following death |
| Resident demographics <sup>a</sup>                                | X  |  |  |   |  |
| Quality of dying (dementia) (CAD-EOLD) <sup>a</sup>               | X  | X  | X  | X   | X  |
| Quality of life of the person with dementia (QUALID) <sup>a</sup> | X  | X  | X  | X   | X  |
| NPI-Q <sup>a</sup>  | X  | X  | X  |   |  |
| Pain (PAIN-AD) <sup>a</sup>                                       | X  | X  | X  |   |  |
| EQ-5D-5L <sup>a</sup>   | X  | X  | X  |   |  |
| ICECAP-SCM <sup>a</sup>   | X  | X  | X  |   |  |
| ICECAP-O <sup>a</sup>   | X  | X  | X  |   |  |
| CMAI <sup>a</sup>   | X  | X  | X  |   |  |
| Sleep/activity (actigraphy)                                       | Ongoing for 28 days  |  |  |   |  |
| Think-aloud tools (ICECAP-O and ICECAP-SCM) <sup>b</sup>          | X  | X  | X  |   | X  |
| Resource use (primary and secondary care) <sup>c</sup>            | X  | X  | X  | X   | X  |

CMAI, Cohen-Mansfield Agitation Inventory; EQ-5D-5L, EuroQol-5 Dimensions, five-level version; ICECAP, ICEpop CAPability; ICECAP-O, ICECAP measure for Older people; ICECAP-SCM, ICECAP Supportive Care Measure; NPI-Q, Neuropsychiatric Inventory – Questionnaire; PAIN-AD, Pain Assessment in Advanced Dementia.

a The outcome measures will be proxy completed by staff.

b This outcome measure will be completed only by selected staff.

c Completed through a review of care home records.

We chose 4 weeks as a primary end point because we wanted to include as many participants as possible in the analysis and recognised that, in this frail and ill participant group, intervention effects needed to be rapid to be meaningful. Attrition due to death is a limiting factor in the successful completion of studies that involve participants with advanced disease.<sup>137</sup> Hence, using early end points is recommended.<sup>138</sup> In previous work evaluating Namaste Care, early deaths (< 2 months) were not uncommon.<sup>139</sup> Benefits from the intervention have been reported within days,<sup>139</sup> so by recording an early assessment at 2 weeks and 4 weeks some record of temporal change was made. Missing data and attrition were also likely to be an issue and so having an early measure of 2 weeks could be used to impute missing data.

### Secondary outcome measures

A number of secondary outcome measures were also included, chosen because of their potential to measure changes in outcomes that reflect different dimensions of the Namaste Care intervention (see *Table 2*).

### Resident measures

Secondary outcome measures for residents included physical and psychological symptoms [using the Neuropsychiatric Inventory – Questionnaire (NPI-Q)],<sup>140,141</sup> pain [using the Pain Assessment in Advanced Dementia (PAIN-AD)]<sup>142</sup> and agitation [using the Cohen-Mansfield Agitation Inventory (CMAI)]<sup>143</sup> (see *Table 2*). Sleep and activity were measured using actigraphy, which we hoped offered an objective way to assess outcomes that would support the proxy reporting used for the other measures. Residents wore an ActiGraph device for 28 days to measure their sleep levels and patterns and activity.

### Informal carer measures

Informal carer measures were used to collect proxy data about residents' sociodemographic characteristics and satisfaction with care [Satisfaction With Care – End of Life in Dementia (SWC-EOLD)] (*Table 3*), as well as economic data, including quality of life (see *Chapter 6*).

### Nursing home staff measures

Nursing home staff completed a form that recorded their sociodemographic details and work characteristics.

TABLE 3 Summary of informal carer data collected, as assessed by informal carers, outcome measures and time schedule

| Outcome measures or rationale for data collection           | Time point of data collection                                |         |         |                              |
|---|--|---------|---------|------------------------------|
|   | Baseline of the individual resident taking part in the study | 2 weeks | 4 weeks | 24 weeks or following death  |
| Informal carer demographics                                 | X  |         |         |                              |
| SWC-EOLD  | X  |         | X       | At least 8 weeks after death |
| ICECAP-CPM  |  |         |         | At least 8 weeks after death |
| EQ-5D-5L  | X  |         |         | At least 8 weeks after death |
| Think-aloud tool (ICECAP-CPM)                               |  |         |         | At least 8 weeks after death |
| Resource use information (Client Service Receipt Inventory) |  |         | X       |                              |

EQ-5D-5L, EuroQol-5 Dimensions, five-level version; ICECAP-CPM, ICEpop CAPability Close Person Measure.

## Nursing home organisational measures

Organisational measures were collected to provide contextual data for the findings with respect to retention and the impact on staff. This included person-centredness [the Person-Centred Care Assessment Tool (P-CAT)<sup>144</sup>] and organisational readiness for change (Alberta Context Tool<sup>145</sup>). Nursing home staff measures and nursing home organisational measures were collected from all staff on duty on the day of the baseline visit.

## Intervention

The intervention is a programme of care (Namaste Care) delivered in the intervention care homes by care staff working in the facility. It requires implementation at the organisational (cluster) level and also with individual residents (participants). The following description uses the TIDieR (Template for Intervention Description and Replication) guidelines for intervention description (items 1–9).<sup>146</sup>

Namaste Care seeks to give comfort and pleasure to people with advanced dementia through engagement, meaningful and creative activities as well as sensory stimulation to reflect the resident's 'life story'.<sup>20</sup> Core elements of the intervention were considered to be that:

- The Namaste Care sessions should be undertaken within a designated space in the nursing home. This space could be in a room that is used for other purposes (e.g. a dining room), but at specified times it is to be used only for the Namaste Care session.
- The environment of the designated space must be made 'special'. It should enable a feeling of calm (i.e. welcoming and homely, with natural or slightly dimmed lighting, perhaps attractive scents, such as lavender from an aromatherapy diffuser, and with soft music playing).
- The Namaste Care sessions should be undertaken in a group setting.
- Food snacks and drinks should be offered to the residents throughout the session.
- A minimum of two nursing home staff members or volunteers should be present to run the Namaste Care sessions.
- The duration and frequency of Namaste Care delivery as proposed by its originator (2 hours per day, twice per day, 7 days per week) was promoted, but flexibility in this was allowed as part of the feasibility objectives.<sup>20</sup>

Namaste Care champions were appointed in each nursing care home in the intervention arm. At least two care staff (registered nurses, care assistants or activity co-ordinators) attended a 1-day workshop about Namaste Care, led by an experienced external facilitator. A follow-up training session was held at each nursing care home to train more staff and provide advice on preparing the Namaste Care space. Nursing homes were given a copy of the Namaste Care guide developed by the research team.

## Intervention development and refinement

Developing, refining and clearly specifying the Namaste Care intervention to ensure that it was suitable to use in the feasibility trial was essential for a number of reasons, including training, understanding fidelity, ascribing outcomes to the intervention if a full trial was deemed feasible, and appropriate implementation.<sup>146</sup> Following the realist review of the literature (see *Chapter 2*), the components of the intervention were mapped onto the identified components (*Table 4*).

Four iterative stages of intervention refinement were then followed, incorporating co-design of the intervention description with nursing care home staff and family carers. First, existing materials used to support Namaste Care were gathered and, together with the review results, a draft intervention description and guide were collated. Second, these materials were explored with nursing care home staff new to Namaste Care, but outside the trial homes. Third, modified nominal group techniques were used with nursing care home staff, volunteers and family carers with experience of Namaste Care in

TABLE 4 Key elements from realist review and integration in intervention specification

| Key element  | Present in revised Namaste Care intervention specification  |
|--|---|
| Importance of activities that enabled development of moments of connection for people with advanced dementia | Principle outlined in Namaste Guide<br>Multisensory activities outlined to address taste, smell, sound, sight and touch<br>Relational care and working with family and friends present in guide |
| CMO1: providing structured access to social and physical stimulation   | Identified space<br>Regular sessions once or twice per day up to 7 days per week<br>Multisensory activities provided  |
| CMO2: equipping care home staff to cope effectively with complex behaviours and variable responses           | Training – off-site and on-site<br>Comfort assessment present in training and guide   |
| CMO3: providing a framework for person-centred care  | Family conference to explore individual life story and preferences<br>Identification of person-centred interests and activities   |

practice to refine, prioritise and re-present the information in a format suitable to be used with nursing care home staff. Fourth, our public involvement panel were involved (see *Chapter 7*) in final refinement of the materials.

This stage of the study was conducted with the approval of Lancaster University Faculty of Health and Medicine Research Ethics Committee (17 November 2016/FHMREC16028), and written consent was obtained from all participants.

These stages are briefly described:

1. Approaches were made to 69 organisations (2 NHS trusts, 11 hospices, 56 nursing/care homes) known to already use Namaste Care in practice. Materials received from three organisations, together with the Namaste Care book,<sup>147</sup> were used in the preparation of a draft intervention and implementation description and guide, prioritised using findings from the realist review. The design of written materials was guided by best evidence on writing manuals and guidelines.<sup>148-154</sup>
2. Nursing and support staff ( $n = 3$ ) from two nursing care homes that had not used Namaste Care participated in a 2-hour workshop to discuss the emergent intervention guide. They amended the wording to suit a UK situation, and advised on the addition of colour-coding and infographics to aid use of the guide in practice.
3. Two consensus workshops were held with those who had experience of Namaste Care in practice in nursing care home settings ( $n = 17$  staff, volunteers, family carers). We used modified nominal group methods including exposure to stimulus materials (realist review and emergent guide from stages 1 and 2) and silent generation of ideas, and then held a round-robin and group discussion to clarify and rank elements of the intervention.<sup>155-158</sup> This resulted in the addition of a section to the guide, further shortening of the guide booklet and better specification of some elements, such as intervention timing, frequency, focus and staffing. Participants also helped identify potential adverse events that may be associated with the intervention.
4. Finally, the materials were presented to the study public involvement panel, who clarified wording and recommended changes to the colours of the infographics to enhance their readability.

These changes are summarised in *Table 5*. The final study guide and infographics used to support the study are in *Report Supplementary Material 1*.<sup>159</sup>



TABLE 5 Changes identified in Namaste resources following consultation process

| Stage   | Content   | Presentation   |
|---|---|--|
| 2: workshop (no experience of Namaste Care)         |   | Need for a brief overview document<br>Materials for family members<br>Use of graphics (infographics and images)<br>Colour-coding of sections<br>Wording anglicised |
| 3: consensus workshops (experience of Namaste Care) | Further section, 'preparing people and organisations for Namaste Care', added<br><br>Further detail provided on intervention timing, frequency, focus and staffing requirements<br><br>Relational and philosophical aspects of the intervention emphasised<br><br>Identification of potential adverse events incorporated | Renaming the materials as a 'guide' rather than a 'manual'<br><br>Guide shortened to 16 pages<br><br>Guide materials to be used as basis of formal training        |
| 4: PPI consultation                                 |   | Clarification of wording<br><br>Recommended changes to the colours of the infographics to enhance readability  |
| PPI, patient and public involvement.                |   |  |

## Usual care

Usual care is the term used to describe the control arm of this trial. This is the usual care provided in a nursing home for people with dementia that addresses the key components of good palliative care practice. The study team provided no further education, training or support on care to the nursing homes in the control arm of the trial.

## Outcomes for a full trial

To decide whether or not a full trial would be feasible, a number of criteria were identified before the start of the study (*Table 6*).

## Process evaluation

A robust process evaluation was undertaken to ensure the capture of data that directly addressed the feasibility objectives and addressed the acceptability, fidelity and sustainability of the intervention. This evaluation identified factors that influenced the implementation of the Namaste Care intervention in the context of a cluster randomised controlled trial to enable a full trial to be planned. In designing the process evaluation, we drew from a framework for designing process evaluations for cluster controlled randomised trials of complex interventions,<sup>160</sup> and descriptors of components of process evaluations.<sup>161</sup> The process evaluation also provided key information to add to the programme theory developed in phase 1 in relation to how and why Namaste Care might work as a complex intervention.<sup>162</sup>

TABLE 6 Namaste Care full trial indicators

| Indicator   | Data source   | Achieved if  |
|---|---|--|
| Recruitment rate  | Researcher records                                  | Six residents per care home recruited  |
| Attrition rate  | Researcher records                                  | No more than two residents per care home cease receiving the intervention because of practical or preference issues                      |
| Number of Namaste Care sessions delivered by nursing home staff in 1 week   | Nursing home staff completed Namaste Care pro forma | At least 7/14 sessions held per week (50% per week)  |
| Average length of Namaste Care session  | Nursing home staff completed Namaste Care pro forma | Average length is 1.5 hours  |
| Potential primary outcome data completion   | Complete CAD-EOLD and QUALID questionnaires         | 80% of residents participating in the study have CAD-EOLD and QUALID questionnaires completed for them                                   |
| Namaste Care intervention acceptability to staff and family   | Interviews (family)                                 | Intervention described as acceptable in terms of components of care provided, timing and frequency of delivery                           |
|   | Focus group (staff)                                 |  |
|   | Nursing home staff completed Namaste Care pro forma |  |
| Namaste Care intervention suitable for UK nursing home environments   | Interviews (family)                                 | Intervention described as being suitable for this context  |
|   | Focus group (staff)                                 |  |
|   | Observation of care delivery                        |  |
| Identification of a sufficient pool of nursing homes that reflect nursing home diversity and that would be willing to participate in a full trial | ENRICH network data; CQC database                   | Identified a pool of nursing homes willing to participate in a future trial that exceeds the proposed sample required for a future trial |

The process evaluation involved interviews, observation of the Namaste Care intervention being delivered by care staff and the completion of activity logs. At the start of the study, individual semistructured interviews were conducted with managers. At the end of the study, individual interviews were conducted with informal carers and focus groups were held with care home staff. We assessed perceptions of Namaste Care or usual care, and the fidelity, acceptability and appropriateness of Namaste Care or of usual care. We also assessed the fidelity, acceptability and appropriateness of Namaste Care (intervention arm) or assessed the activities used in usual care (control arm) through observation in each site at 2, 4 and 24 weeks. We also asked staff to complete an activity log for each Namaste session.

### *Informal carer interviews*

Interviews with informal carers were undertaken to assess the informal carers' perceptions of Namaste Care (intervention arm) or informal carers' perceptions of the activities offered in usual care (control arm). Interviews were conducted approximately 16–24 weeks after the first resident was recruited at the nursing home. The informal carer could also be interviewed if their relative died, but to reduce distress this would be at least 8 weeks after the resident's death, as specified in the ethics application.

### *Manager interviews*

The managers of all eight intervention and control nursing homes were invited to take part in an interview before the first resident was recruited in their nursing home. The aim was to explore their organisation's readiness for change and the context of care. Demographic contextual data about each nursing home were also collected.

All eight managers agreed to take part in an interview, and the interviews took place in the study nursing homes. The interviews were audio-recorded and transcribed; the length of the interviews ranged from 15 to 40 minutes. The topics included in the intervention arm interview were based on the criteria for readiness for change identified by Goodman *et al.*<sup>163</sup> that addressed aspects of the care home's readiness to take on new interventions and the fit between current care approaches and Namaste Care. The interview in the control arm covered the same topics but questions were asked in a more general way without reference to Namaste Care.

### **Nursing home staff interviews**

Group interviews were held in each participating nursing home at the end of the study to assess staff members' perceptions of Namaste Care (intervention arm) or perceptions of the usual care activities (control arm).

### **Structured observation**

To assess the fidelity, acceptability and appropriateness of Namaste Care, observation of the Namaste Care sessions was undertaken at 2, 4 and 24 weeks after the first resident was recruited in the intervention homes. Observation was conducted in the control homes at 2 and 4 weeks to assess the delivery of 'usual' care. In control homes, the researcher observed the residents in communal spaces where 'usual' care activities were taking place. A structured schedule that reflected the core components of the intervention was used in both control and intervention homes, as were field notes. Observation was undertaken for up to 20 minutes at the beginning, middle and end of the sessions, and audio-recordings were made to ensure that all verbal data were captured.

### **Session activity log**

An activity log was completed by the staff delivering the Namaste Care session at each session to assess the fidelity and appropriateness of the Namaste Care (intervention arm only).

## **Health economic analysis**

Economic assessments combined qualitative assessments of feasibility of use for the outcome measures gained through the use of think-aloud techniques and more quantitative assessments of agreement between proxies, and assessments of construct validity for the measures<sup>164</sup> (see *Chapter 6* for further detail).

## **Adverse events**

During the study there was a relatively high risk of death and hospitalisation and an expectation of progression of disease for participants. These were not anticipated to be related to the receipt of the intervention. These types of events were not treated as adverse events or serious adverse events as they were not unexpected in this resident population. These were to be reported only if concern was raised by anyone associated with the study that death, hospitalisation or any other medical occurrence were directly related to study participation.

As this was a feasibility study, any events reported to any personnel involved in the trial (including health professionals, informal carers or research team members) that were considered adverse events were noted on a trial event recording form, which was completed by or returned to the trial manager and/or chief investigator. The trial manager or chief investigator would investigate the event with the person who reported it, and other involved individuals, and then take appropriate action following standard operating procedures aligned with the clinical trials unit policies.

## Quantitative analysis

As this was a feasibility trial, the main purpose was to undertake a descriptive statistical analysis based on the full trial indicators to see if it would be feasible to undertake a full trial. The analysis was not undertaken to determine the effect of the intervention. Analysis of the outcome data focused on recruitment, response and completion rates, and missing data. Reasons for non-consent and missing outcome data were reported. Primary and secondary outcomes at baseline and follow-up were summarised using descriptive statistics [mean, standard deviation (SD), interquartile range]. Intracluster correlation coefficients (ICCs) were calculated for a definitive trial design.

The sleep/activity data from the ActiGraph device were an important element of this study. The search for an objective measure that provides clinically meaningful data for this population, among whom there is heavy reliance on proxy data, is ongoing. The acceptability of the ActiGraph device was a key question, but also of importance was the nature of the data and how they shaped the analysis of the different variables (*Table 7*) such as sleep-wake ratios, total sleep time, sleep efficiency, wake after sleep onset and total activity, alongside rhythm fragmentation and synchronisation.

A participant's rhythm fragmentation and synchronisation were estimated using intradaily variability and interdaily stability. Intradaily variability quantifies the frequency and extent of transitions between periods of rest and activity on an hourly basis. Interdaily stability quantifies the extent to which the rhythms synchronise to Zeitgeber's 24-hour day-night cycle.<sup>165,166</sup>

## Qualitative analysis

### Interviews

All interviews (manager, informal carer, nursing home staff) were recorded, transcribed and anonymised. Framework analysis was used to analyse the transcripts,<sup>167,168</sup> aided by using the qualitative analysis package NVivo 11 (QSR International, Warrington, UK).

### Observation analysis and session activity log analysis

Definitions were developed for the core components of the Namaste Care session to ensure that researchers applied the level of agreement scores consistently during analysis. The data from the observation forms and recordings were compared with those from the relevant Namaste Care activity logs to analyse the extent of agreement between the different types of data. This comparison was

TABLE 7 Actigraphy variables

| Term   | Explanation   |
|--|---|
| Sleep-wake ratio                             | Ratio of total sleep time to time awake   |
| Total sleep time                             | Refers to total time of periods of inactivity (inferred to be sleep) within the sleep period time   |
| Sleep efficiency                             | Ratio of total sleep time to time in bed  |
| Wake after sleep onset                       | Periods of wakefulness occurring after defined sleep onset  |
| Rhythm fragmentation; intradaily variability | Frequency and extent of transitions between periods of rest and activity on an hourly basis. Quantifies how fragmented the rhythm is relative to its 24-hour amplitude; more frequent alterations between an active and an inactive state lead to a higher intradaily variability |
| Rhythm synchronisation; interdaily stability | Quantifies the rhythm's synchronisation, the stability of the rhythm or the extent to which the profiles of individual days resemble each other   |

initially carried out independently by two researchers and then cross-checked to ensure that definitions had been applied consistently across all of the nursing homes. Any discrepancies were discussed and advice sought, as appropriate, from a senior researcher in order to reach agreement.

## Sample size

The sample size of eight nursing homes (six intervention and two control) with eight residents per cluster was selected as it offered a reasonable test of the intervention to assess the feasibility objectives. The numbers of residents in feasibility studies have ranged from 2<sup>128</sup> to 6<sup>169</sup> to 14.<sup>170</sup>

## Randomisation

The eight nursing homes were randomised to either the intervention arm or the control arm by assigning an ID to each nursing home and then randomly selecting each ID. The random allocation was carried out by a statistician who was employed by the Clinical Trials Research Centre at the University of Liverpool and not otherwise involved in the trial. A one-off computer generated randomisation procedure was used.

## Blinding

The nature of the intervention and its delivery meant that it was not possible to blind nursing homes or staff to the allocation status. When possible, to minimise potential for bias, staff involved in the delivery of the Namaste Care intervention were not involved in completing the outcome measures. However, in practice the staff available on the day of data collection were, at times, the staff who had delivered Namaste Care sessions. It was also not possible to blind researchers to the allocation of nursing homes, as the intervention required changes to the nursing home environment that were visible to any researcher visiting the facility. Statisticians carrying out the analysis were blinded as to which data were from control sites and which were from intervention sites.

## Ethics

The trial was approved by the Wales Research Ethics Committee 5 Bangor Research Ethics Committee (reference number 17/WA/0378) on 22 November 2017.

## Changes to the protocol

Over the course of the whole trial, one amendment was submitted to the research ethics committee (22 February 2018; approval received 6 March 2018). Amendments consisted of changes to clarify the process of staff recruitment, information on how the think-aloud interviews would be conducted and a new format for questionnaire presentation.



## Chapter 4 Results of cluster randomised controlled trial

The primary objective of this feasibility study is to ascertain the feasibility of conducting a full trial of the Namaste Care intervention. The feasibility aims of the research design and data collection processes to enable the design of a full trial to determine the efficacy of Namaste Care are:

- i. to understand how best to sample and recruit nursing homes into a cluster randomised controlled trial of Namaste Care
- ii. to establish recruitment, retention and attrition rates at the level of the nursing home and individual resident, informal carer and nursing home staff
- iii. to determine the most appropriate selection, timing and administration of primary and secondary outcome measures for a full cluster randomised controlled trial of Namaste Care against criteria of bias minimisation, burden and acceptability
- iv. to assess the acceptability, fidelity and sustainability of the Namaste Care intervention
- v. to establish the willingness of a large number of nursing homes representing the range of nursing homes, with respect to provider type, size and resident care needs, to participate in a full trial.

### Sampling and recruitment of nursing homes

The recruitment of the nursing homes used the inclusion criteria outlined in *Chapter 3*.

Thirty-six facilities were approached in the north-west of England (*Figure 3*); nine were recruited, and eight consented to be included in the trial. During the funding application process, a regional not-for-profit provider committed to be involved in the study and provide nursing home sites for the study. However, the senior management commitment did not result in nursing homes meeting the inclusion criteria, and only two facilities participated. Engagement with ENRICH and the Clinical Research Network was key to identifying nursing homes that met the inclusion criteria and were interested in participating in a research study. A major reason why nursing homes did not participate was the difficulty of speaking to a manager about the study.

The time taken to recruit eight nursing homes was 41 weeks, from initial contacts in August 2017 to the first baseline visit in May 2018. The average number of days from first contact to the baseline visit across the eight sites was 241 days (34 weeks), with a range of 193–255 days (*Table 8*). The varying lengths of time required for recruitment reflected differences in how long it took for the clinical trial agreement to be signed by the nursing home managers. Randomisation could not occur until all of the eight nursing homes had signed the agreement, thereby delaying study commencement. Delay in managers signing the form resulted from their unfamiliarity with that type of documentation, which is widely used in the NHS. This lack of knowledge needs to be taken account of by the research team as they support managers to participate.

Telephone and face-to-face support was required by the study team to facilitate the signing of the clinical trial agreement between the university and the individual nursing homes.

### Learning for a future trial

- (a) Ensure that enough time is required for the necessary agreements to be in place so that randomisation can occur promptly and this should be factored into study planning.
- (b) The study design should allow the study to commence as nursing homes consent, rather than waiting for all sites to be ready (randomisation in blocks of four nursing homes).
- (c) Research support is required for nursing home managers agreeing to participate to facilitate contracting and governance.

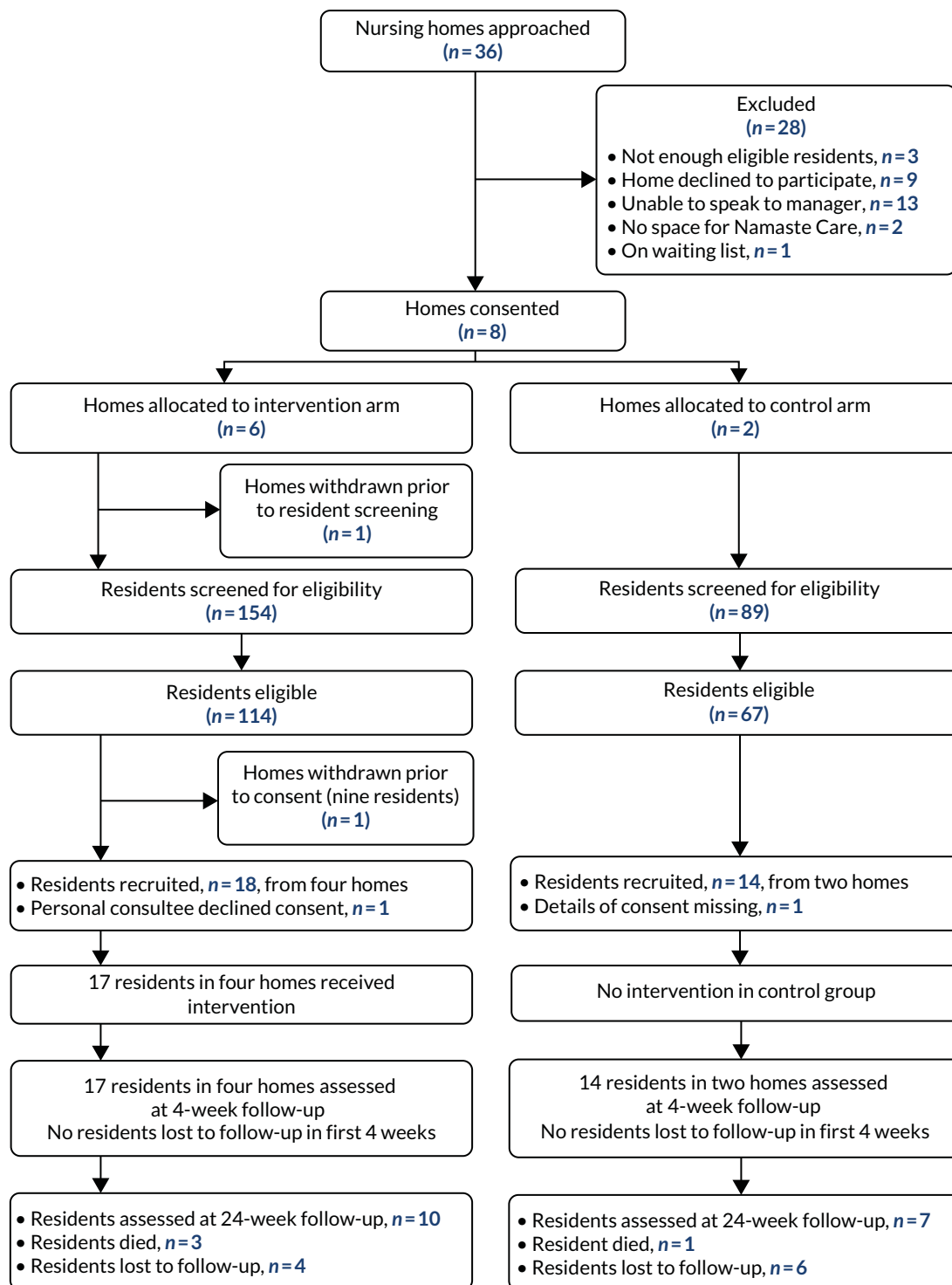


FIGURE 3 The Consolidated Standards of Reporting Trials (CONSORT) flow diagram: summary of recruitment and follow-up.

## Recruitment, retention and attrition of participants

### Cluster: nursing home

Six out of the eight clusters (nursing homes) (four in the intervention group and two in the control group) remained in the study for full analysis. The withdrawal of two nursing homes after randomisation and before the start of resident recruitment was a result of staffing issues (the resignation of a manager) and start delays (that led a manager to decide that the intervention would not work for the residents in that care home). Once the trial had commenced, no nursing homes withdrew.



TABLE 8 Length of time for nursing home recruitment by nursing home

| Length of time for nursing home recruitment   | Nursing home |     |     |     |     |     |     |     | Mean |
|---|--------------|-----|-----|-----|-----|-----|-----|-----|------|
|   | n01          | n02 | n03 | n04 | n05 | n06 | n07 | n08 |      |
| Number of days between initial contact and contract being sent out                    | 96           | 104 | 97  | 22  | 99  | 44  | 27  | 21  | 63   |
| Number of days between contract being sent out and signed by the nursing home manager | 27           | 5   | 22  | 51  | 7   | 26  | 20  | 7   | 21   |
| Number of days between contract being signed and randomisation                        | 34           | 56  | 39  | 10  | 54  | 35  | 41  | 48  | 40   |
| Number of days between randomisation and baseline visit                               | 114          | 120 | 98  | 113 | w   | 137 | 105 | w   | 115  |
| Total number of days from initial contact to baseline visit                           | 271          | 285 | 256 | 196 | N/A | 242 | 193 | N/A | 241  |

N/A, not applicable; w, site withdrew.

### Learning for a future trial

Once nursing homes consented and the study commenced, retention was excellent, but there is a need to shorten the period between engaging with nursing homes and starting the study.

#### Nursing homes

Facilities varied in size from 37 to 60 beds, but the number of nursing home beds provided varied from 24 to 60 (Table 9). Two nursing homes were dual registered and also provided residential care. Mean number of nursing beds was 48.5 (control) and 42.67 (intervention), slightly higher than the national average. Provider status was four private independent (intervention) and two private independent (control) and two not-for-profit (intervention). All nursing homes had undertaken either palliative care programmes [Gold Standards Framework (four sites) or Six Steps to Success in End of Life Care (five facilities)] or bespoke training with a local hospice (one site). Two nursing homes used both the Gold Standards Framework and Six Steps.

Volunteers were present in only three of the intervention nursing homes. In four intervention nursing homes and one control nursing home, a designated general practitioner (GP) worked with the facility, as opposed to individual residents keeping their own GP once they had been admitted to the nursing home. This may explain the relatively small number of GP practices that most facilities worked with, ranging from one to eight. There are no national data regarding the number of GP practices that care homes work with, but studies identify a range from 1 to 50).<sup>173,174</sup> It is recognised that the number will reflect the size of the facility, and the number at the higher end of the range is from older data in 2002. A lack of national data means that comprehensive comparisons cannot be made to examine the representativeness of this sample in this trial and in any future trial.

#### Participant recruitment

Recruitment was undertaken over 6 months for residents between (14 February–8 August 2018), over just under 6 months for informal carers (21 February–1 August 2018) and over 10 months for nursing home staff (18 January–9 November 2018). The longer duration for staff recruitment reflects the need to continue to recruit staff for proxy data collection for residents throughout the study.

### Learning for a future trial

Recruitment of all staff (not just those working on day of visit) needs to be undertaken at the start of a study, with ongoing recruitment for new staff as they join the organisation.

TABLE 9 Key demographic characteristics of participating nursing homes

| Characteristic  | Intervention | Control     | Overall     | National data (if available)   |
|---|--------------|-------------|-------------|--|
| Number of nursing homes   | 4            | 2           | 8           |  |
| Number of beds, mean (SD)   | 42.7 (11.5)  | 48.5 (16.3) | 44.1 (11.8) | 40 <sup>171</sup>  |
| Dual registered (nursing and residential), <i>n</i>                               |              |             |             |  |
| Yes   | 2            | 0           | 2           | Not known  |
| No  | 4            | 2           | 6           |  |
| Location (number of homes), <i>n</i>  |              |             |             |  |
| Urban town/city   | 4            | 1           | 4           | Density varies regionally but no specific figures <sup>172</sup>                               |
| Rural village/town  | 1            | 1           | 2           |  |
| Coastal town  | 1            |             | 2           |  |
| CQC rating (at time of recruitment), <i>n</i>                                     |              |             |             |  |
| Good (with one domain as outstanding)   | 2            | 1           | 2           | 66.5% rated as being good (CQC data 3 January 2019)  |
| Good  | 4            | 1           | 5           |  |
| Good (with one domain requires improvement)                                       |              |             | 1           |  |
| Use of volunteers in nursing home, <i>n</i>                                       |              |             |             |  |
| Yes   | 3            | 0           | 3           | Not known  |
| No  | 3            | 2           | 5           |  |
| Designated GP providing care to all residents, <i>n</i>                           |              |             |             |  |
| Yes   | 4            | 1           | 5           | Not known  |
| No  | 2            | 1           | 3           |  |
| Number of GP practices nursing home engages with for care of residents, mean (SD) | 3.5 (3.0)    | 3.0 (1.4)   | 3.3 (2.6)   | No national data:<br>Median 7, range 1–50 <sup>173</sup><br>Mean 4.6, range 1–9 <sup>174</sup> |

GP, general practitioner.

### People with dementia

Two hundred and forty-three people with dementia were assessed for eligibility from the six participating nursing homes (see *Figure 3*). In the first instance, all facilities recruited four residents per facility, and then after 1 month they were able to recruit further participants. In the intervention sites this number was shaped by the availability of space within the Namaste Care area, so in only two intervention homes was a further resident recruited. The control homes were able to recruit a further two and four residents.

The time taken to recruit residents to be able to undertake the baseline visit using the consultee process varied from 29 to 79 days across the sites (*Figure 4*). The mean number of days between giving out the first consultee pack and consenting the fourth resident (defined as speaking to last consultee) in the six remaining homes was 32 days (range 11–44 days). Even when consent for the fourth resident had been obtained, there was a delay in the commencement of data collection, with an average of 26 days (range 2–43 days) between the fourth resident being consented and the baseline visit as a result of nursing home staffing issues. One personal consultee refused to give consent for the person with dementia to participate because of the amount of paperwork.

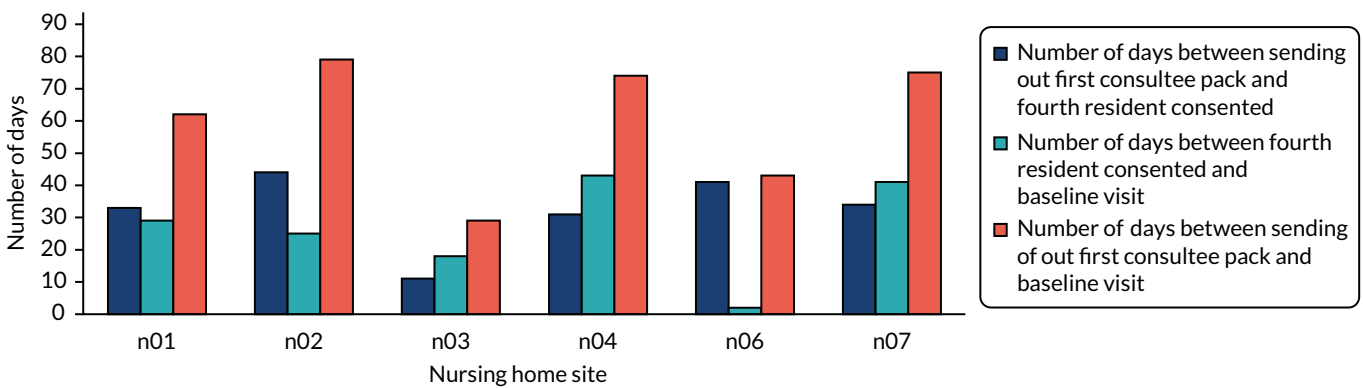


FIGURE 4 Time taken to consent first four residents, by nursing home.

### Learning for a future trial

A future study needs to allow sufficient time to recruit residents, but the intervention could commence and participants could be added as consent is obtained.

Of the 32 residents recruited, one resident was withdrawn from the study by the 4-week follow-up. This was because they had moved to an acute setting for further assessment. By 24 weeks, another 10 residents had been lost to follow-up data collection as staff were not available to complete the data collection tools. By the 24-week time point, four residents had died. These findings will help determine the sample size calculation for a full trial (see *Chapter 8*).

The resident participants in the control and intervention homes differed in terms of sex (55.6% and 35.7% female, respectively) (*Table 10*). The overall sex balance of the study was surprisingly weighted in favour of men, with the proportion of male residents higher than those found in other studies.<sup>174,175</sup> This may have been because recruitment involved a personal consultee process, and, as is discussed later (see *Chapter 6*), this was shaped by staff members' views on the willingness of family members to give consent. However, in a full trial, with a larger sample size, it is anticipated that the sex difference would represent the expected proportions.

More participants in the intervention homes were widowed, and more in the control homes were married. This was a mainly white population, with only one participant from a non-white background. All residents had a diagnosis of dementia, with no real differences by type of dementia between the two groups. The figures for types of dementia among this nursing home population differ from those among the general population, but the relatively high number of patients with 'unspecified dementia' in this small sample prevents firm conclusions being drawn about this. Participating residents had lived in the facility for between 0.13 and 7.67 years in control homes and between 0.27 and 5.11 years in intervention homes. Overall, the participants reflect the population living in care homes, and the findings could be extrapolated to the wider care home population given their heterogeneity.

TABLE 10 Key demographic characteristics of resident participants

| Characteristic                    | Intervention | Control     | Overall     | National data   |
|-----------------------------------|--------------|-------------|-------------|---|
| Sex, n (%)                        |              |             |             |   |
| Male                              | 8 (44.4)     | 9 (64.3)    | 17 (53.1)   | 76.7% female <sup>174</sup>   |
| Female                            | 10 (55.6)    | 5 (35.7)    | 15 (47.0)   | 73.5% female <sup>175</sup>   |
| Age (years), mean (SD)            | 79.0 (10.5)  | 84.7 (6.43) | 81.5 (9.31) | 83.2 (7.2) <sup>174</sup>   |
| Marital status, n (%)             |              |             |             |   |
| Married                           | 7 (38.9)     | 11 (78.6)   | 18 (56.3)   | Not known   |
| Single                            | 3 (16.7)     | 0           | 3 (9.4)     |   |
| Widowed                           | 8 (44.4)     | 3 (21.4)    | 11 (34.4)   |   |
| Ethnicity, n (%)                  |              |             |             |   |
| Black African Caribbean           | 1 (5.6)      | 0           | 1 (3.2)     | Not known   |
| White                             | 17 (94.4)    | 14 (100)    | 31 (96.9)   | Not known   |
| Dementia diagnosis, n (%)         |              |             |             |   |
| Alzheimer's disease               | 7 (38.9)     | 7 (50)      | 14 (43.8)   | General population: <sup>176</sup><br>Alzheimer's disease, 62%;<br>vascular dementia, 17%; mixed<br>dementia, 10%; dementia with<br>Lewy bodies, 4%; frontotemporal<br>dementia, 2%; Parkinson's<br>dementia, 2%; other, 3% |
| Vascular dementia                 | 5 (27.8)     | 1 (7.14)    | 6 (18.8)    |   |
| Dementia with Lewy bodies         | 0            | 2 (14.3)    | 2 (6.3)     |   |
| Unspecified dementia              | 6 (33.3)     | 4 (28.6)    | 10 (31.3)   |   |
| Length of stay (years), mean (SD) | 2.1 (1.4)    | 2.93 (2.6)  | 2.2 (2.0)   | 94 days (28–160 days) <sup>174</sup>  |

### Informal carers

Informal carers for the 32 recruited residents were invited to participate. Twenty (63%) informal carers consented to participate in the study, but only 12 (38%) provided any data at the point of data collection; the eight who provided no data did not provide reasons for this (Table 11). One informal carer withdrew on receiving the baseline questionnaire, stating that there was too much paperwork and he or she was now housebound because of health issues. This recruitment rate for informal carers is comparable with other care home research.<sup>177,178</sup>

Informal carers were nearly equally male and female, with no difference in mean age across the two groups, of 69.88 years. Again, this was predominantly a group with white ethnicity, with only one African Caribbean relative. Apart from one, all informal carers were family members. There were no major differences between the two groups.

### Nursing home staff

Data from nursing home staff at baseline ( $n = 97$ ) were collected from all eight of the facilities recruited to the study. The purpose was to establish if staff data could be collected and to what extent this could be done, and if any data were not provided when requested. The findings would be used in a full trial to provide a context for the intervention implementation. After two sites withdrew, data from 67 staff at  $\geq 2$  weeks were analysed for the six remaining sites (four intervention and two control). This is a predominantly female workforce, with approximately 54 (80.6%) staff identifying as female (Table 12). The staff ranged in age from  $< 20$  years to  $> 60$  years. There was a difference in ethnicity between the groups, with the intervention group (which included homes in large urban areas) being more ethnically diverse. The majority of staff worked full-time. The workforce was relatively stable, with a mean time worked in the unit of 5.89 years and a range of time working in the facility from 'just started' to  $> 30$  years. The majority of staff in both intervention and control homes held a diploma or certificate-level qualification.

TABLE 11 Demographic characteristics of informal carer participants

|  | Intervention | Control     | Overall     |
|--|--------------|-------------|-------------|
| Number recruited                       | 12           | 8           | 20          |
| Number with data provided <sup>a</sup> | 5            | 7           | 12          |
| Sex, $n$ (%)                           |              |             |             |
| Male                                   | 3 (60.0)     | 3 (42.9)    | 6 (50.0)    |
| Female                                 | 2 (40.0)     | 3 (42.9)    | 5 (41.7)    |
| Data unobtainable                      | 0            | 1 (14.3)    | 1 (8.3)     |
| Age (years), mean (SD)                 | 70.7 (12.5)  | 69.2 (15.9) | 69.9 (13.7) |
| Ethnicity, $n$ (%)                     |              |             |             |
| Black African/Caribbean                | 1 (5.6)      | 0           | 1 (3.2)     |
| White                                  | 17 (94.4)    | 14 (100)    | 31 (96.9)   |
| Relationship to resident, $n$ (%)      |              |             |             |
| Husband                                | 1 (20.0)     | 3 (42.9)    | 4 (33.3)    |
| Wife                                   | 1 (20.0)     | 1 (14.3)    | 2 (16.7)    |
| Son/daughter                           | 2 (40.0)     | 3 (42.9)    | 5 (41.7)    |
| Other                                  | 1 (20.0)     | 0           | 1 (8.3)     |

<sup>a</sup> Eight of the recruited informal carers did not provide any data, so all subsequent information is presented for only the remaining 12.

TABLE 12 Demographic characteristics of staff participants

| Characteristic                        | Group, n (%) |           | Overall, n (%) |
|---------------------------------------|--------------|-----------|----------------|
|                                       | Intervention | Control   |                |
| Sex                                   |              |           |                |
| Male                                  | 8 (17.0)     | 4 (20.0)  | 12 (17.9)      |
| Female                                | 38 (80.9)    | 16 (80.0) | 54 (80.6)      |
| Data unobtainable                     | 1 (2.1)      | 0         | 1 (1.5)        |
| Age (years)                           |              |           |                |
| < 20                                  | 1 (2.1)      | 1 (5.00)  | 2 (3.0)        |
| 20–29                                 | 12 (25.5)    | 4 (20.0)  | 16 (23.9)      |
| 30–39                                 | 8 (17.0)     | 2 (10.0)  | 10 (14.9)      |
| 40–49                                 | 10 (21.3)    | 6 (30.0)  | 16 (23.9)      |
| 50–59                                 | 12 (25.5)    | 6 (30.0)  | 18 (26.9)      |
| 60–70                                 | 3 (6.4)      | 1 (5.00)  | 4 (6.0)        |
| Data unobtainable                     | 1 (2.1)      | 0         | 1 (1.5)        |
| Ethnicity                             |              |           |                |
| Asian/Asian British                   | 5 (10.6)     | 0         | 5 (7.5)        |
| Black/African/Caribbean/Black British | 1 (2.1)      | 0         | 1 (1.5)        |
| Mixed/multiple ethnic groups          | 1 (2.1)      | 0         | 1 (1.5)        |
| White                                 | 38 (80.9)    | 20 (100)  | 58 (86.6)      |
| Any other ethnic group                | 1 (2.1)      | 0         | 1 (1.5)        |
| Data unobtainable                     | 1 (2.1)      | 0         | 1 (1.5)        |
| Employment status                     |              |           |                |
| Full-time                             | 36 (76.6)    | 17 (85.0) | 53 (79.1)      |
| Part-time                             | 9 (19.1)     | 1 (5.00)  | 10 (14.9)      |
| Data unobtainable                     | 2 (4.3)      | 2 (10.0)  | 4 (6.0)        |
| Educational qualifications            |              |           |                |
| Bachelor's degree                     | 5 (10.6)     | 3 (15.0)  | 8 (11.9)       |
| Diploma/certificate                   | 35 (74.5)    | 13 (65.0) | 48 (71.6)      |
| Master's degree                       | 0            | 1 (5.00)  | 1 (1.5)        |
| Medical degree                        | 1 (2.1)      | 0         | 1 (1.5)        |
| Missing education details             | 3 (6.4)      | 0         | 3 (4.5)        |
| PhD or DN or DPharm <sup>a</sup>      | 1 (2.1)      | 0         | 1 (1.5)        |
| Time in unit (years), mean (SD)       | 5.5 (5.6)    | 6.9 (7.0) | 5.9 (6.0)      |

DN, doctor of nursing; DPharm, doctor of pharmacy; PhD, doctor of philosophy.

<sup>a</sup> The PhD or DN or DPharm qualifications were included on the original Alberta Context Tool questionnaire and refer to doctoral-level qualifications, but in a UK context may be inferred to refer to a district nursing qualification.

We have shown that it is possible to collect demographic data on staff, which in a future trial will enable inferences to be drawn about the representativeness of the participating nursing homes with respect to their staffing profile.

## Outcomes administration

### Primary outcomes: QUALID and CAD-EOLD

Completion rates of the potential primary outcome variables were high, with only one questionnaire not completed at 4 weeks (see *Appendix 1, Table 35*). Three residents had missing CAD-EOLD values at baseline as a result of partially completed questionnaires, but all were completed at 4-week follow-up. The second potential primary outcome, QUALID, had an incomplete measure for one resident at 4-week follow-up, but was otherwise complete.

### Secondary outcomes

Among the secondary outcomes, completion rates were also high for the CMAI short form (complete at baseline, two missing at 4 weeks) and PAIN-AD scales (all complete at both baseline and 4 weeks). The NPI-Q had greater numbers of missing data as a result of non-completion of questions about specific symptoms (see *Appendix 2, Table 36*). For example, staff who worked only day shifts reported that they could not comment on sleep symptoms.

## Feasibility and acceptability of the Namaste Care intervention

The feasibility and acceptability of the Namaste Care intervention were assessed from the records that nursing home staff kept of the session activity logs. This was supported by data from the observations and the interviews with informal carers and nursing home staff, as reported in *Chapter 5*.

In total, across the four sites there were 427 Namaste Care session logs in which residents were recorded as attending. Over the study period, the proportion of days on which at least one Namaste Care session was delivered varied from 32% to 68.3% (*Table 13*). One facility offered two sessions per day, and 80% of the time it delivered them, reflecting the size and multiuse of the space (dining room) used to deliver sessions. The mean length of sessions across all sites was 1.33 hours, but this varied by site and by day, with the mean ranging from 0.87 to 1.91 hours (*Table 14*). The overall mean across all sites was 1.33 hours. The facility with the fewest sessions (n04) provided the longest mean session. The two sites with the greatest number of sessions (n02 and n01) had the shortest sessions. Therefore, it appears that one site gave two shorter sessions per day, whereas the other sites gave one longer session. The dose residents received may be similar over time, but delivered in different ways with respect to session frequency and length. There is no evidence to date of what the most effective process is.

We aimed to see if we could assess the 'dose' of Namaste Care each resident received (*Table 15*) by looking at the session logs. This allowed an estimate of the amount of time residents received Namaste Care over the study period. Data were missing on the length of sessions. Overall, data on session length were missing in 8.9% of session logs. The number varied by nursing home; one site provided a

TABLE 13 Number of days with Namaste Care sessions over 6-month period

| Nursing home     | One session | Two sessions | Total sessions | Total days of data collection | Days sessions delivered (%) |
|------------------|-------------|--------------|----------------|-------------------------------|-----------------------------|
| n01 <sup>a</sup> | 109         | 0            | 110            | 173                           | 63.0                        |
| n02              | 22          | 92           | 114            | 167                           | 68.3                        |
| n04              | 55          | 1            | 56             | 163                           | 34.3                        |
| n07              | 54          | 0            | 54             | 169                           | 32.0                        |

a One session completed had no date given, so this cannot be assigned to either one or two sessions.

TABLE 14 Length of sessions by nursing home

| Nursing home | Total number of sessions | Number of sessions with missing length | Proportion missing session data (%) | Length in hours, mean (SD) |
|--------------|--------------------------|--|-------------------------------------|----------------------------|
| n01          | 110                      | 20                                     | 18.2                                | 0.87 (0.23)                |
| n02          | 206                      | 13                                     | 6.3                                 | 1.08 (0.22)                |
| n04          | 57                       | 7                                      | 12.3                                | 1.45 (0.40)                |
| n07          | 54                       | 0                                      | 0                                   | 1.91 (0.23)                |

TABLE 15 Session activity logs data by resident

| Resident ID                 | Total number of sessions (n) | Number (%) of sessions where length not recorded | Mean length of session (minutes) | Estimated total hours of Namaste Care <sup>a</sup> |
|-----------------------------|------------------------------|--|----------------------------------|--|
| 01R001 (died)               | 24                           | 8 (33.3)   | 47                               | 19.0   |
| 01R002                      | 110                          | 20 (18.2)  | 52                               | 95.9   |
| 01R003                      | 108                          | 19 (17.6)  | 53                               | 94.6   |
| 01R004                      | 108                          | 19 (17.6)  | 53                               | 94.6   |
| 01R005<br>(replaced 01R001) | 43                           | 7 (16.3)   | 54                               | 38.8   |
| 02R001                      | 202                          | 13 (6.4)   | 65                               | 217.9  |
| 02R002                      | 199                          | 12 (6.0)   | 65                               | 214.8  |
| 02R003                      | 199                          | 13 (6.5)   | 65                               | 214.5  |
| 02R004                      | 168                          | 9 (5.4)  | 66                               | 182.6  |
| 04R001 (withdrawn)          | 0                            | 0  | 0                                | 0  |
| 04R002                      | 51                           | 5 (9.8)  | 86                               | 73.4   |
| 04R003                      | 54                           | 6 (11.1)   | 88                               | 78.8   |
| 04R004                      | 26                           | 2 (7.7)  | 98                               | 42.3   |
| 07R001 (died)               | 20                           | 0  | 119                              | 39.8   |
| 07R002                      | 37                           | 0  | 115                              | 71.0   |
| 07R003                      | 43                           | 0  | 116                              | 83.3   |
| 07R004                      | 52                           | 0  | 114                              | 99.0   |
| 07R005<br>(replaced 07R001) | 16                           | 0  | 113                              | 30.0   |
| Total                       | 1484                         | 133  | 81 minutes <sup>b</sup>          | 99.4 hours <sup>b</sup>                            |

a Assuming that sessions where length is unknown have the same average duration as those with length recorded.

b Analysis of the 13 residents who received Namaste Care throughout the 6 months of the trial.

full record of the sessions (n04) and others were less accurate in record-keeping. This may reflect the number of staff in each site who were involved in delivering Namaste Care, with higher completion rates when fewer staff were involved. From the activity log records, sites n04 and n07, which had smaller numbers of missing data, recorded two and three different individuals, respectively, completing the log. Sites n01 and n02, with greater numbers of missing data, show seven and five staff signing, respectively. However, the signing was not consistent, so this is only an approximation.

More clarity is needed about when individual residents start to receive the intervention and how to record this for a future study.



Among the 13 residents who received the intervention over the full trial period, the mean length of session was 81 minutes and the mean time spent in Namaste Care sessions was 99.4 hours. The data on average session length can inform future recommendations about an appropriate session length, which are based on what is practically possible in the setting.

### Session log summaries by nursing home

We were also able to record how many residents attended each session; one facility (n04) provided Namaste Care for only two residents per session (Table 16; see Figure 7), whereas other facilities maintained delivery to four residents for the majority of the time (n01, n02). Where eight residents are shown (see Figure 6, site n02), this indicates that sessions were being run twice per day.

It was also possible to illustrate the delivery of the intervention over time (Figures 5–8). There were different seasonal and participant patterns in delivery of the intervention. During the summer there were periods of time when Namaste Care was not delivered (n04, n07), with a shorter break in

TABLE 16 Frequency distribution of number of residents attending each session

| Number of residents attending each session | Nursing home, n (%) |          |                  |         |
|--|---------------------|----------|------------------|---------|
|  | n01                 | n02      | n04 <sup>a</sup> | n07     |
| Sessions with one resident                 | 1 (1)               | 4 (2)    | 7 (12)           | 2 (4)   |
| Sessions with two residents                | 1 (1)               | 8 (4)    | 49 (86)          | 10 (19) |
| Sessions with three residents              | 42 (38)             | 28 (14)  | 0                | 22 (41) |
| Sessions with four residents               | 66 (60)             | 166 (81) | 0                | 20 (37) |

a Nursing home n04 had one additional session logged that no residents were recorded as attending.

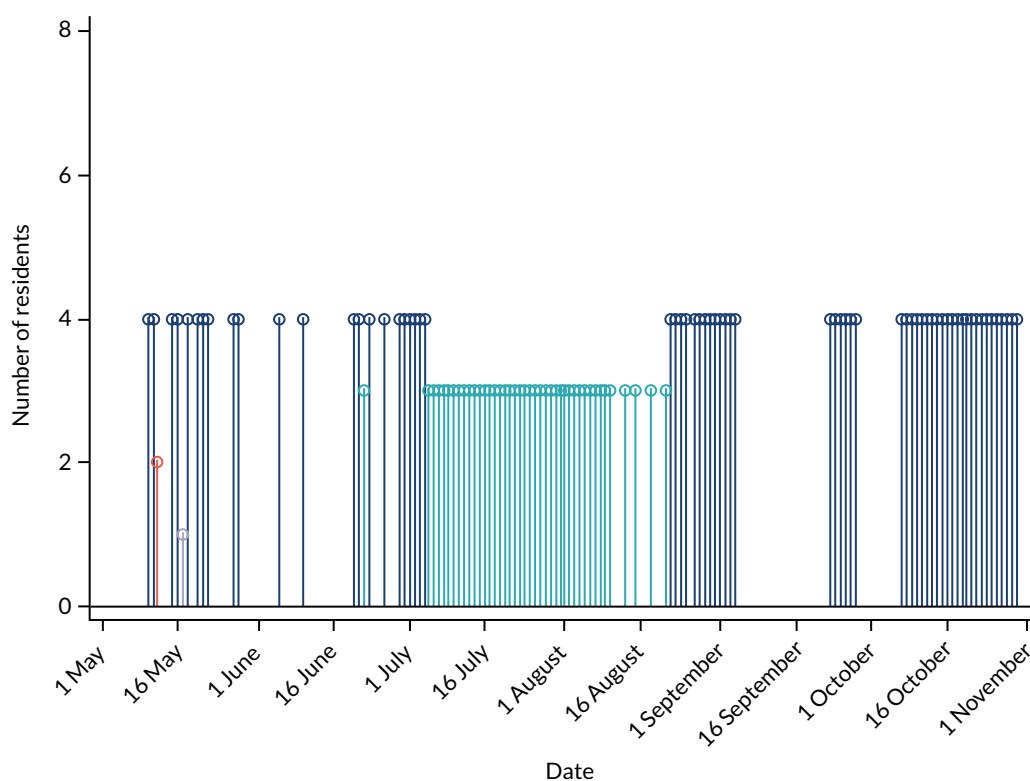


FIGURE 5 Number of residents attending sessions in nursing home 01 over time in 2018.





TABLE 17 Resident outcomes at baseline, 4 weeks and 24 weeks

| Outcome   | Intervention   | Control       | Overall       |
|---|----------------|---------------|---------------|
| Number of residents   |                |               |               |
| Baseline  | 18             | 14            | 32            |
| 4 weeks   | 17             | 14            | 31            |
| 24 weeks  | 10             | 7             | 17            |
| <b>Primary outcomes, mean (SD); n missing</b>               |                |               |               |
| <b>CAD-EOLD (higher score = greater comfort)</b>            |                |               |               |
| Baseline  | 34.8 (4.0); 1  | 33.6 (4.7); 2 | 34.3 (4.2); 3 |
| 4 weeks   | 36.4 (4.0); 0  | 33.4 (3.4); 0 | 35.1 (4.0); 0 |
| 24 weeks  | 37.6 (2.9); 1  | 33.6 (1.9); 0 | 35.8 (3.2); 1 |
| <b>QUALID (lower score = better quality of life)</b>        |                |               |               |
| Baseline  | 24.0 (8.4); 0  | 27.1 (8.0); 0 | 25.3 (8.2); 0 |
| 4 weeks   | 22.9 (7.1); 0  | 25.7 (7.4); 1 | 24.1 (7.2); 1 |
| 24 weeks  | 19.9 (7.5); 1  | 28.1 (7.8); 0 | 23.5 (8.5); 1 |
| <b>Secondary outcomes, mean (SD); n missing</b>             |                |               |               |
| <b>NPI-Q (higher score = greater severity and distress)</b> |                |               |               |
| NPI-Q severity  |                |               |               |
| Baseline  | 8.1 (8.4); 4   | 7.8 (5.2); 3  | 8.0 (7.0); 7  |
| 4 weeks   | 2.9 (3.6); 4   | 8.0 (4.7); 2  | 5.4 (4.8); 6  |
| NPI-Q distress  |                |               |               |
| Baseline  | 8.3 (11.7); 4  | 8.5 (6.6); 3  | 8.4 (9.6); 7  |
| 4 weeks   | 1.1 (1.0); 5   | 6.3 (6.1); 2  | 3.7 (5.0); 7  |
| <b>CMAI short form (higher score = greater agitation)</b>   |                |               |               |
| Baseline  | 23.0 (10.4); 0 | 23.6 (6.1); 0 | 23.3 (8.7); 0 |
| 4 weeks   | 18.6 (5.5); 1  | 25.3 (7.5); 1 | 21.6 (7.2); 2 |
| <b>PAIN-AD (higher score = greater agitation)</b>           |                |               |               |
| Baseline  | 3.6 (2.1); 0   | 5.4 (3.1); 0  | 4.4 (2.7); 0  |
| 4 weeks   | 2.3 (1.6); 0   | 5.3 (3.1); 0  | 3.7 (2.8); 0  |

advanced dementia, they were not likely to die imminently. Only four people with dementia died during the study and the study inclusion criteria required people to be well enough to leave their rooms and enter a group space, which excluded people who were towards the end of their lives and considered too unwell to join a group activity.

These findings raise questions about the suitability of an end-of-life/dying measure to assess the impact of Namaste Care for individuals in a future trial. The usefulness of the CAD-EOLD as an outcome measure for the end of life is called into question by our findings.

### Learning for a future trial

Outcome measures used in a future trial need to focus on the quality of life of people with advanced dementia, taking a broader palliative, rather than an end-of-life, perspective.

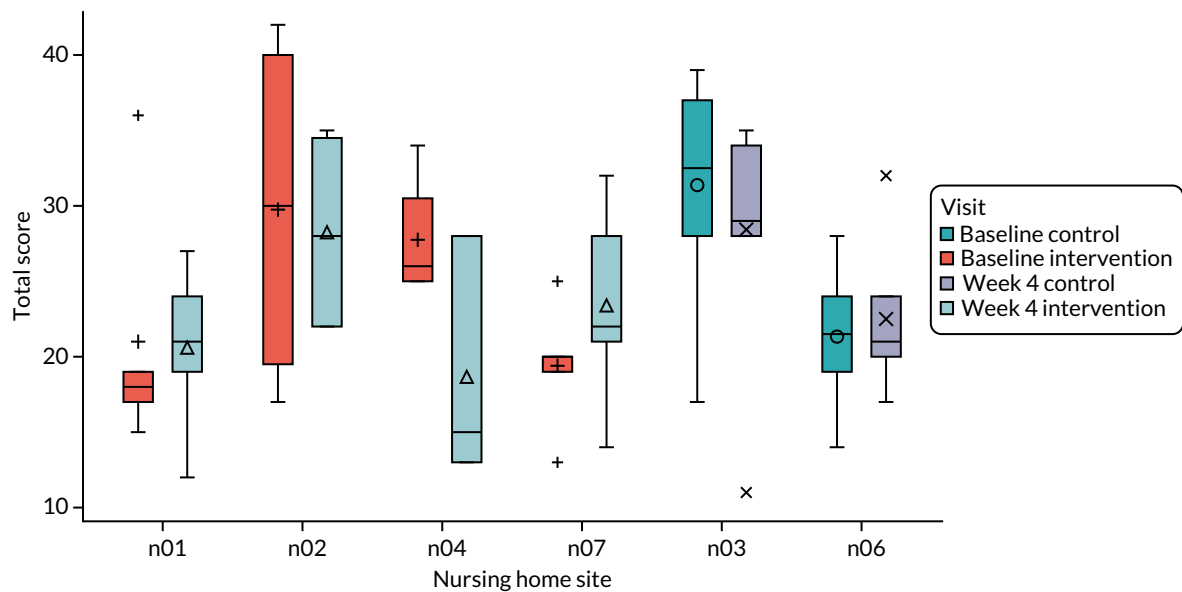


FIGURE 9 Box plot of primary outcome measure QUALID at baseline and week 4.

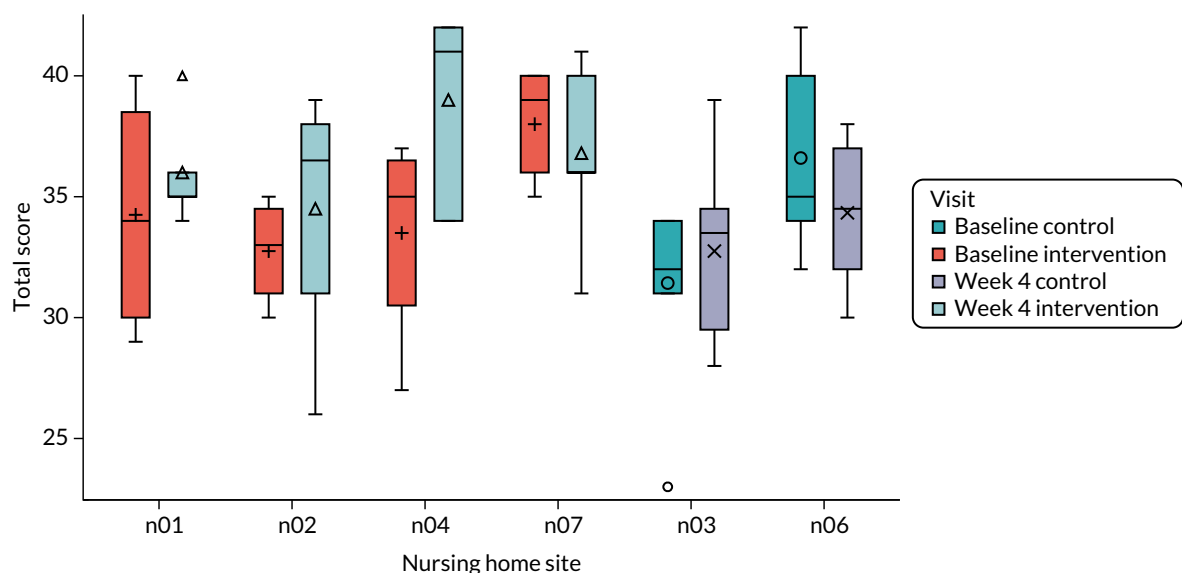


FIGURE 10 Box plot of primary outcome measure CAD-EOLD at baseline and week 4.

### Secondary outcomes

All secondary outcomes had lower observed mean values after 4 weeks in the Namaste Care group (see Table 17), although no statistical comparisons were carried out. Variation between nursing homes is present. Appendices 5 (see Tables 41 and 42), 6 (see Table 43) and 7 (see Table 44) present detailed data for each measure.

The NPI-Q (see Appendix 5, Tables 41 and 42) provides two types of data: the presence of symptoms, and then, if present, the severity of a symptom and the distress this caused. The symptoms of most interest were agitation and apathy (Table 18; data on all symptoms assessed are in Appendix 5).

Apathy was present for only one resident in the control sites at baseline and week 4, whereas in the intervention sites it was reported for six residents at baseline and it then decreased to being reported for two residents at 4 weeks. Agitation was more frequently reported in both arms, for 12 residents

TABLE 18 The NPI-Q symptom presence frequency over time for agitation/aggression and apathy/indifference

| Symptom              | Control: baseline |                    |                     | Control: week 4 |                    |                     | Intervention: baseline |                    |                     | Intervention: week 4 |                    |                     |
|----------------------|-------------------|--------------------|---------------------|-----------------|--------------------|---------------------|------------------------|--------------------|---------------------|----------------------|--------------------|---------------------|
|                      | Missing (n)       | Symptom absent (n) | Symptom present (n) | Missing (n)     | Symptom absent (n) | Symptom present (n) | Missing (n)            | Symptom absent (n) | Symptom present (n) | Missing (n)          | Symptom absent (n) | Symptom present (n) |
| Agitation/aggression | 0                 | 2                  | 12                  | 0               | 3                  | 11                  | 1                      | 6                  | 11                  | 1                    | 9                  | 7                   |
| Apathy/indifference  | 0                 | 13                 | 1                   | 0               | 13                 | 1                   | 0                      | 12                 | 6                   | 1                    | 14                 | 2                   |

in the control sites and for 11 residents in the intervention nursing homes at baseline, with this being reduced in the intervention sites to being present in only seven residents. At a cluster level the severity scores varied between nursing homes, with both a decrease in severity (n01, n02, n04, n03) and increases in severity (n07 and n06) reported (Figure 11).

The distress scores decreased in all clusters between baseline and 4 weeks (Figure 12). The measure of agitation from the CMAI tool showed that there was an overall decrease in all intervention sites and in one control site (n03) (Figure 13).

Pain scores, as measured with the PAIN-AD, decreased in all sites from baseline to 4 weeks, except in one control site (n06) (Figure 14).

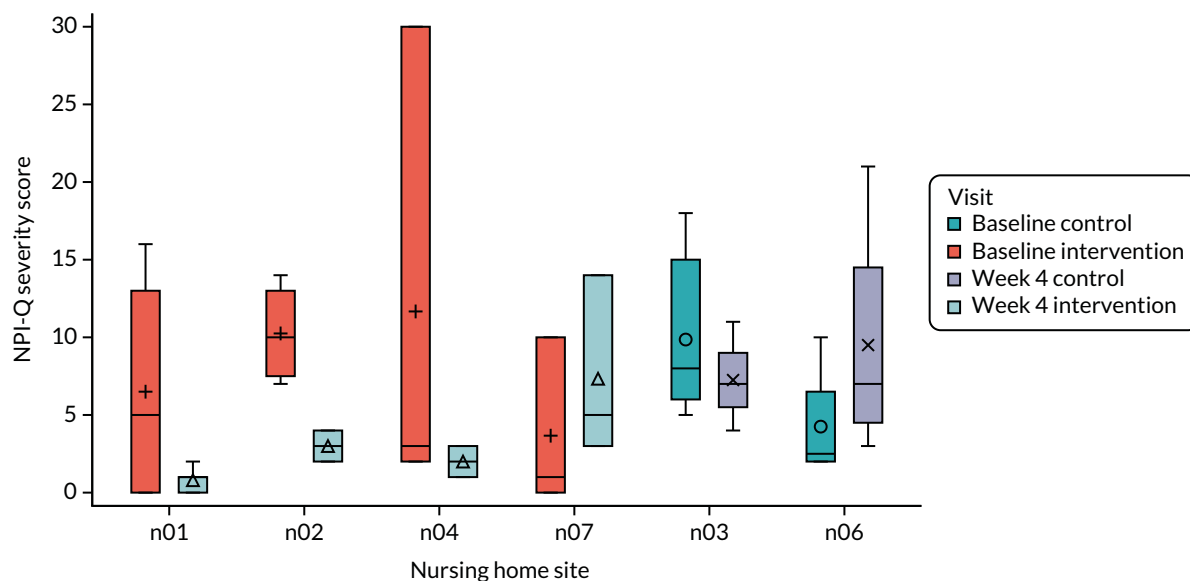


FIGURE 11 Box plot of secondary outcome measure NPI-Q total score at baseline and week 4.

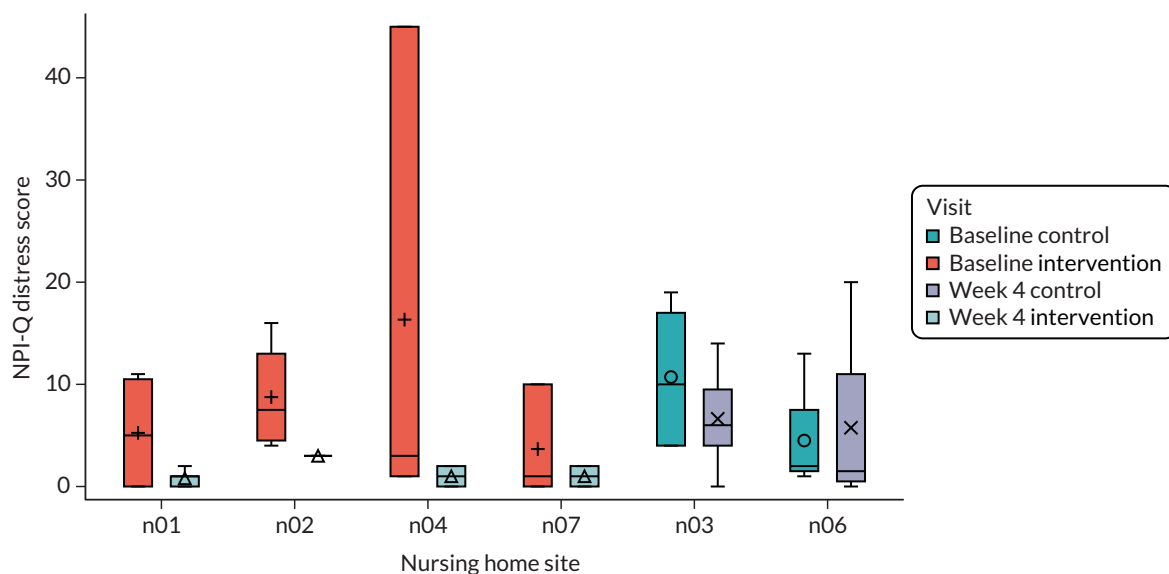


FIGURE 12 Box plot of secondary outcome measure: NPI-Q distress total score at baseline and week 4.

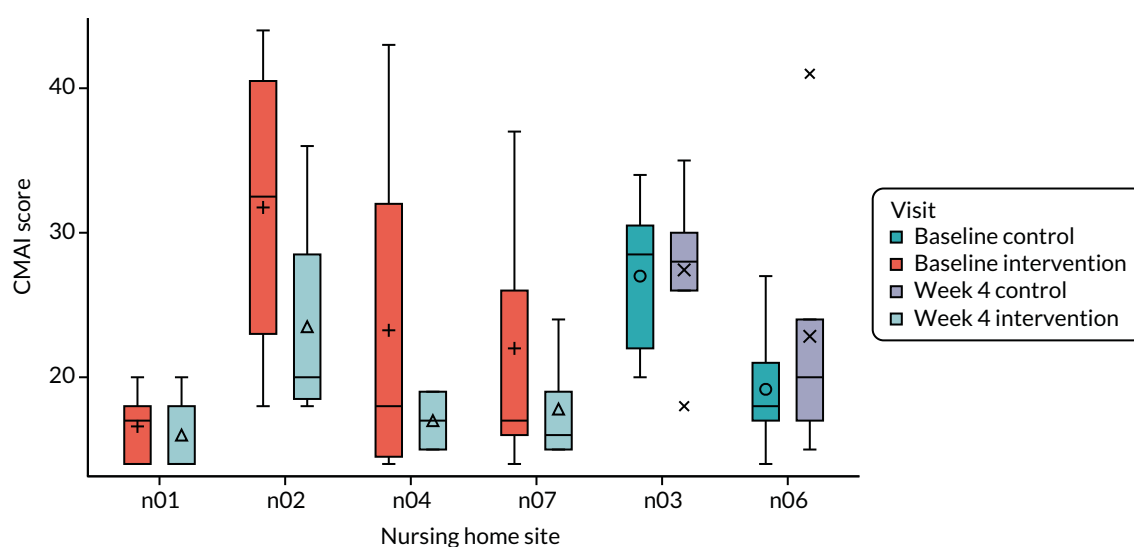


FIGURE 13 Box plot of secondary outcome measure: CMAI total score at baseline and week 4.

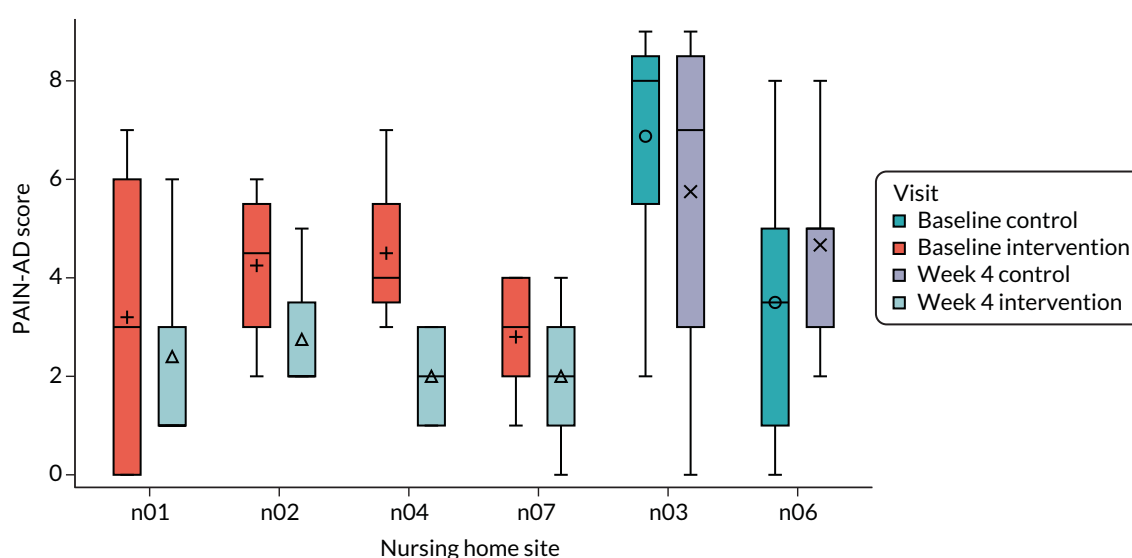


FIGURE 14 Box plot of secondary outcome measure: PAIN-AD at baseline and week 4.

### Actigraphy

On average, data for analyses were available for 22 days (SD 3.4 days, range 13–25 days) after 04R001 and 06R001 were excluded (Table 19). The reasons for exclusion were that one resident was temporarily admitted to hospital and so their device was removed, and one device failed. Variability at the participant level reflected different factors, such as practical decisions (e.g. the device being removed before the end of data collection) and technical aspects (e.g. the device stopped collecting data because the battery was drained).

Using all available data ( $n = 31$ ) (Table 20; see Appendix 8, Table 45), we observed that participants were generally inactive: the sample mean Euclidean norm minus one (a measure of wrist acceleration and a proxy for physical activity) was 8.6 (SD 4.3) (moderate physical activity is  $\approx 100$ ). The estimated mean sleep duration was 7.6 hours (SD 2.05 hours) and sleep efficiency was 68% (SD 14%), lower than the 78.8% sleep efficiency reported among people with earlier-stage dementia.<sup>179</sup> The average sleep-wake ratio was 4.08 hours (SD 3.22 hours) and the average time of wake after sleep onset was 3.5 hours (SD 1.6 hours).



TABLE 19 Number of useable data from ActiGraph devices

| Resident ID | Total days (n) | Useable days, n (%) |
|-------------|----------------|---------------------|
| 01R001      | 18             | 16 (88.9)           |
| 01R002      | 28             | 24 (85.7)           |
| 01R003      | 28             | 24 (85.7)           |
| 01R004      | 28             | 24 (85.7)           |
| 01R005      | 28             | 18 (64.3)           |
| 02R001      | 28             | 25 (89.3)           |
| 02R002      | 28             | 25 (89.3)           |
| 02R003      | 23             | 18 (78.3)           |
| 02R004      | 28             | 22 (78.7)           |
| 03R001      | 23             | 21 (91.3)           |
| 03R002      | 28             | 25 (89.3)           |
| 03R003      | 21             | 19 (90.5)           |
| 03R004      | 19             | 17 (89.5)           |
| 03R005      | 28             | 25 (89.3)           |
| 03R006      | 28             | 25 (89.3)           |
| 03R007      | 28             | 23 (82.1)           |
| 03R008      | 27             | 25 (92.6)           |
| 04R001      | 28             | 3 (10.7)            |
| 04R002      | 28             | 25 (89.3)           |
| 04R003      | 28             | 25 (89.3)           |
| 04R004      | 27             | 24 (88.9)           |
| 06R001      | 3              | 0 (0.00)            |
| 06R002      | 28             | 25 (89.3)           |
| 06R003      | 28             | 25 (89.3)           |
| 06R004      | 28             | 17 (60.7)           |
| 06R005      | 28             | 22 (78.6)           |
| 06R006      | 28             | 13 (46.4)           |
| 07R001      | 28             | 25 (89.3)           |
| 07R002      | 28             | 25 (89.3)           |
| 07R003      | 26             | 23 (88.5)           |
| 07R004      | 28             | 25 (89.3)           |
| 07R005      | 22             | 20 (90.9)           |

In terms of the participants' circadian rhythm fragmentation, the average intradaily variability was 0.7 (SD 0.2) (high intradaily variability values of close to 1 or higher can indicate the occurrence of daytime naps and/or nocturnal activity episodes). Regarding participants' circadian rhythm synchronisation, the average interdaily stability was 0.08 (SD 0.05) (with values close to 0 reflecting a lack of synchronisation).

Data on activity demonstrated that this population was inactive, with an indication that their sleep and circadian rhythms were not as healthy as they could be, that this population had more fragmented sleep throughout the day and night and that this population had a less consistent pattern of sleep over time. This supports similar results observed in previous studies with similar populations.<sup>170-172</sup>

TABLE 20 Summary of actigraphy data

| Actigraphy variable    | Trial arm    | Mean   | SD     | Median | Minimum | Maximum |
|------------------------|--------------|--------|--------|--------|---------|---------|
| Sleep-wake ratios      | Control      | 4.01   | 3.22   | 3.19   | 1.57    | 13.5    |
|                        | Intervention | 4.13   | 3.32   | 2.48   | 0.58    | 10.05   |
| Time asleep (minutes)  | Control      | 462.15 | 74.81  | 467.16 | 337.5   | 574.48  |
|                        | Intervention | 458.33 | 151.19 | 439.23 | 196.64  | 706.29  |
| Sleep efficiency       | Control      | 0.71   | 0.1    | 0.72   | 0.55    | 0.9     |
|                        | Intervention | 0.65   | 0.17   | 0.65   | 0.35    | 0.87    |
| Wake after sleep onset | Control      | 193.14 | 70.45  | 194.05 | 34.88   | 294.39  |
|                        | Intervention | 228.26 | 95.79  | 234.22 | 95.24   | 383.69  |
| Total activity         | Control      | 7.31   | 2.15   | 7.59   | 3.54    | 10.69   |
|                        | Intervention | 9.63   | 5.23   | 8.19   | 4.52    | 25      |
| Intradaily variability | Control      | 0.78   | 0.23   | 0.77   | 0.32    | 1.18    |
|                        | Intervention | 0.64   | 0.2    | 0.67   | 0.21    | 1.05    |
| Interdaily stability   | Control      | 0.08   | 0.05   | 0.07   | 0.02    | 0.21    |
|                        | Intervention | 0.08   | 0.06   | 0.06   | 0.01    | 0.22    |

### Learning for a future trial

Collecting objective data using an actiwatch is feasible. Despite the low level of activity and the disturbed sleep patterns among this population, variation within and between days and within and between participants can be identified. Further analysis is required to identify how best to use these patterns in a future trial.

Other non-invasive objective measures need to be explored for this population; for example, using cortisol as a marker of 'stress' might be appropriate.

### Informal carer secondary outcomes

The data from the informal carers on their satisfaction with care (Table 21) show a slight decline in satisfaction with care over time, but, with small numbers and missing data, this cannot be interpreted in any meaningful way.

In conclusion, our learning of how to best sample and recruit nursing homes into a cluster randomised controlled trial of Namaste Care is that this requires time and the use of wider clinical research and ENRICH networks to ensure engagement at all levels of the organisation (if part of a larger chain).

TABLE 21 Informal carer outcomes at baseline and 4 weeks

| Outcome  | Intervention    | Control         | Overall         |
|--|-----------------|-----------------|-----------------|
| Number of carers   |                 |                 |                 |
| Baseline   | 5               | 7               | 12              |
| 4 weeks  | 5               | 7               | 12              |
| SWC-EOLD (higher score = greater satisfaction with end-of-life care), mean (SD); missing |                 |                 |                 |
| Baseline   | 33.25 (4.86); 1 | 31.83 (4.26); 1 | 32.40 (4.30); 2 |
| 4 weeks  | 31.25 (5.85); 1 | 29.5 (2.35); 2  | 30.2 (3.91); 3  |

However, senior management support does not necessarily ensure that individual nursing home managers feel able or are willing to participate in research.

The recruitment of residents with dementia through a proxy personal or nominated consent process also takes time and requires investment from nursing home staff and researchers. Once recruited to the study, residents with dementia had a low attrition rate, although the reliance on proxy completion for data collection did reduce the number of data collected. Informal carer recruitment rates were lower than those for other groups, but they were comparable with those of other UK studies in this setting.

Nursing home staff data are considered in *Chapter 5*.

## **Adverse events**

No adverse events were reported arising from the delivery of the intervention. One adverse event arose from the use of the ActiGraph device, which was identified at the end of the study during an informal carer interview. The carer reported that she had seen bruising on her relative's ankle. This was reviewed with the site research lead and no lasting effects were identified.

### ***Learning for a future trial***

If an ActiGraph device is used, it should be located on a wrist, not on an ankle. This will ensure that it is more visible to staff who can monitor for rubbing or bruising.



## Chapter 5 Process evaluation

The process evaluation was carried out contemporaneously with the cluster randomised controlled trial and provides a greater understanding of many of the feasibility objectives, as well as the context underpinning their achievement or otherwise. The research process (recruitment, and data collection tools and processes), the organisational context (readiness for change, P-CAT), the intervention (preparation, implementation and fidelity) and the impact of the intervention are considered.

### The research process

#### Recruitment

Two main factors appeared to influence the selection of residents across both intervention and control nursing homes: residents' health and the perceived likelihood that the informal carer would consent to the resident participating in the study. Residents considered for participation were those with advanced dementia whose cognitive abilities were most affected:

*I thought it was really nice that some people that **can't do other activities** were getting so much attention and the intimacy of it as well, 'cause when you think some people get up and probably don't have a cuddle, don't have their arms touched.*

*n07 (intervention), staff member S017, bolding added to denote theme*

Usually, those informal carers who were known to be co-operative, and with whom staff members had a good relationship, were approached for consent:

*I'll be quite honest, **family played a part** in that as well . . . And we'll be perfectly frank with that because there were some people that we thought oh they'd be good but no that son would be horrendous.*

*n03 (control), staff member S005, bolding added to denote theme*

***Co-operation of relatives and next of kin** was a big thing, because there was a lady that I really think that she would have benefited and her brother who's the next of kin said no. And that was sad . . .*

*n02 (intervention), staff member S005, bolding added to denote theme*

Even though clear inclusion criteria for residents were identified for the study, it was apparent that nursing home staff applied their own informal criteria based on their judgement about family support for such an intervention, about whether a resident would enjoy the intervention, and about whether the resident's likely deterioration or complex needs might affect the delivery of Namaste Care in a group setting. In the control sites, staff made similar judgements about family members' interest in being involved in research.

#### Learning for a future trial

- Family engagement with the research process is essential to resident recruitment, and consideration should be given to how to publicise the study widely to families within the nursing home.
- Nursing home staff make judgements about whom they invite to participate based on health status, estimation of how the person may respond, how the person behaves in a group setting and family dynamics. Training needs to take this process into account.

### **Data collection tools and process**

Some informal carer participants found the questionnaires relatively easy to complete:

*I think it was **fairly straightforward**, I think with the forms . . . they were quite easy to follow.*

*n01 (intervention), carer C002, bolding added to denote theme*

Some participants struggled with the closed-question format of the questionnaires, feeling that qualitative methods of collecting some data may be more appropriate:

*I mean some of the questions were **really hard to answer** because there's no like some of them wanted either a black and white answer wasn't it and there was no area, grey area.*

*n04 (intervention), staff member S003, bolding added to denote theme*

*I think the paperwork was a **bit bureaucratic** and the discussion was better . . . I don't think questionnaires really, because they're you couldn't put the discussion we had this morning in a questionnaire, you couldn't frame it, yes, no, was it positive, mark it on a scale.*

*n01 (intervention), carer C001, bolding added to denote theme*

Proxy measures were also challenging in this situation, given the difficulties of understanding how someone was feeling on a day-to-day basis, or assessing how much time a staff member had spent with that resident:

*I don't know how I am meant to scale somebody on a scale of 1 to 100 on how they are feeling . . . I can't tell you what his health's like, because as well as we know our residents, personally we could say they're having a really good day, they're about 70 . . . but in reality if they were them looking at them they'd go oh well I've got dementia and I'm sat in a chair, I can't walk, I'm zero . . .*

*n03 (control), staff member S011*

*Sometimes [name of staff member S005] might have only been there for the length of the session but it asks about, the last week . . . And also [name of staff member S005] doesn't provide direct care, she is our co-ordinator for activity, so some of the questions would have been a challenge for somebody in that role.*

*n01 (intervention), staff member S001*

This mirrors the experiences of those who undertook the think-aloud interviews reported in *Chapter 6*.

Although the research training emphasised that it was necessary for the measures to be completed consistently by the same key worker, this was not always possible. To ensure reliability in a future trial, the same members of staff need to complete the outcome measures at both baseline and 4-week follow-up.

### **Learning for a future trial**

- Reducing the number of data collection tools for staff to complete would be helpful; qualitative data collection would provide contextual data to explain findings.
- Proxy data completion can be challenging because staff work shifts and so they do not see residents continuously over a 24-hour period. To address this, group completion (a group of staff members completing a measure for one resident) could be considered.
- Identifying ways to support the same staff member to complete the outcome measures at baseline and at 4-week follow-up could maximise outcome measurement reliability.

## Organisational context

### Readiness for change

To contextualise the findings from the study, we sought to understand the nursing home context and each site's organisational readiness for change. This was measured using the Alberta Context Tool, which was given to staff at the start of the study. This tool has 10 domains (Table 22) and measures the culture, leadership and evaluation aspects of an organisational context that may explain why change does or does not happen. Data were available for all eight nursing homes that agreed to participate in the study.

The small numbers of staff responses from each site meant that it was not possible to compare sites statistically. There were few differences across the sites, or between the two facilities that withdrew and those that stayed in the study, or between the intervention and control nursing homes. There were slightly higher scores for formal interactions in n01, indicating that patient-centred discussions were taking place more often with other professionals within the facility. Lower scores for structural/electronic resources were seen for two nursing homes (n07 and n08) and for organisational slack factors related to staff, time and resources to do their care work. The usefulness of this tool for a future trial is not established, and a larger data set is required to enable more meaningful conclusions to be drawn. The Canadian terminology may need to be adapted to more closely align the concept with the roles and terms used in the UK, which would invalidate the tool.

TABLE 22 Mean (SD) Alberta Context Tool scores for each domain by nursing home

| Domain <sup>a</sup>                          | Nursing home             |                          |                  |                          |  |                  |                          |  |
|--|--------------------------|--------------------------|------------------|--------------------------|--|------------------|--------------------------|--|
|  | n01<br>(Namaste<br>Care) | n02<br>(Namaste<br>Care) | n03<br>(control) | n04<br>(Namaste<br>Care) | n05<br>[Namaste<br>Care<br>(withdrew)] | n06<br>(control) | n07<br>(Namaste<br>Care) | n08<br>[Namaste<br>Care<br>(withdrew)] |
| Staff completing tool (n)                    | 6                        | 3                        | 10               | 7                        | 5                                      | 10               | 12                       | 14                                     |
| Leadership                                   | 4.7 (0.4)                | 4.0 (0.2)                | 3.87 (0.69)      | 4.4 (0.3)                | 3.7 (0.4)                              | 3.1 (1.0)        | 3.7 (1.2)                | 3.9 (0.5)                              |
| Culture                                      | 4.6 (0.3)                | 4.1 (0.5)                | 3.82 (0.89)      | 4.2 (0.4)                | 3.8 (0.6)                              | 3.5 (0.7)        | 3.9 (0.7)                | 4.3 (0.5)                              |
| Evaluation                                   | 4.0 (0.4) [1]            | 3.5 (0.7)                | 3.75 (0.51)      | 3.8 (0.6)                | 2.0 (0.8)                              | 3.0 (0.6)        | 3.4 (1.1)                | 3.9 (0.9)                              |
| Social capital                               | 4.4 (0.4)                | 4.0 (0.5)                | 4.55 (0.41)      | 4.4 (0.4)                | 4.2 (0.4)                              | 3.7 (0.6)        | 4.0 (0.5)                | 4.2 (0.4) [1]                          |
| Formal interactions <sup>b</sup>             | 11.8 (2.9)               | 10.3 (4.5)               | 9.45 (4.21)      | 11.7 (2.6)               | 10.0 (5.3)                             | 8.8 (4.0)        | 8.6 (3.1)                | 10.6 (3.9) [2]                         |
| Informal interactions <sup>b</sup>           | 7.4 (2.6) [1]            | 3.8 (3.6)                | 4.13 (3.22) [2]  | 4.6 (3.9)                | 4.9 (2.3)                              | 3.6 (2.2)        | 3.8 (2.9) [1]            | 3.4 (3.1) [4]                          |
| Structural/electronic resources <sup>b</sup> | 3.92 (2.6)               | 3.7 (3.1)                | 4.11 (2.64) [1]  | 3.3 (2.4) [1]            | 4.9 (3.1)                              | 3.7 (2.1) [2]    | 2.8 (1.5) [1]            | 2.5 (1.5) [4]                          |
| Organisational slack: staff                  | 3.2 (0.7)                | 4.3 (0.6)                | 3.15 (1.25)      | 3.8 (0.5)                | 1.8 (1.1)                              | 2.9 (1.5)        | 2.6 (1.2) [1]            | 3.8 (1.0) [1]                          |
| Organisational slack: space                  | 4.6 (0.5)                | 3.8 (0.5)                | 4.03 (0.55)      | 4.4 (0.3) [1]            | 1.6 (1.4)                              | 2.6 (0.9) [1]    | 4.1 (0.4)                | 4.4 (0.4) [1]                          |
| Organisational slack: time                   | 3.5 (0.7)                | 3.8 (0.4)                | 3.30 (0.95)      | 3.7 (0.8)                | 2.8 (0.4)                              | 2.8 (0.9)        | 3.2 (0.7)                | 3.2 (0.6) [1]                          |

a Likert scale scored as 1–5 (disagree to fully agree).

b Numbers in square brackets indicate the number of missing observations in that cell. All scores were calculated using mean method apart from those indicated by this footnote marker, for which a count method was used. The scores of each item within the concept are recoded and then counted to obtain a final derived score.

### Learning for a future trial

We would not recommend using the Alberta Context Tool in a future trial owing to its complexity and the differences in terminology between Canada and the UK.

### Nursing home values

#### Person-Centred Care Assessment Tool

The P-CAT was administered at baseline in all sites and at 24 weeks in intervention sites to assess the organisational support for person-centred care (Table 23).

It was proposed that delivering Namaste Care could improve staff's perception of the amount of person-centred care they delivered and that the P-CAT might ascertain this. Three subscales assessed the extent to which personalised care could be delivered in the facility, how much support was available for staff and the accessibility of the environment. At baseline there were some differences between the intervention and control groups. The intervention group showed a small improvement but had small numbers per facility, with responses reduced from 47 to 18 in the intervention sites between baseline and 24 weeks, limiting the ability to infer meaning.

Staff felt that the values underpinning Namaste Care were familiar, that they fitted with their priorities and that they were synergistic with their current person-centred approaches to care:

*We make it environmentally like a home that smells nice, that looks nice, that they [the residents] eat and drink whenever they want and they're comfortable and do what they want when they want really.*  
n05 (intervention), manager

Managers felt that they were already carrying out elements of Namaste Care in the nursing home:

*And the staff are always doing hand massage and nail care and those types of things, it's one long meal in here, people are always eating, whether it's a choc ice, whether it's Quavers [Walkers, Leicester, UK], you know in between meals, a lot of snacking goes on, we have an afternoon tea as well, so yeah all those types of things are ongoing and going on anyway.*

n01 (intervention), manager

TABLE 23 The P-CAT summary: extent of personalised care (higher score indicates more person-centred care environment)

| P-CAT domain  | Intervention       | Control            | Overall            |
|---|--------------------|--------------------|--------------------|
| Extent of personalised care, mean (SD); n (missing)           |                    |                    |                    |
| Baseline  | 31.1 (3.2); 47 (0) | 28.7 (3.2); 20 (0) | 30.4 (3.2); 67 (0) |
| 24 weeks  | 33.1 (2.7); 18 (0) | N/A                | N/A                |
| Amount of organisational support, mean (SD); n (missing)      |                    |                    |                    |
| Baseline  | 15.2 (3.4); 46 (1) | 14.6 (3.1); 20 (0) | 15.0(3.3); 66 (1)  |
| 24 weeks  | 17.4 (2.8); 18 (0) | N/A                | N/A                |
| Degree of environmental accessibility, mean (SD); n (missing) |                    |                    |                    |
| Baseline  | 6.1 (1.4); 45 (2)  | 5.8 (1.2); 20 (0)  | 6.0 (1.3); 65 (2)  |
| 24 weeks  | 6.0 (1.2); 18 (0)  | N/A                | N/A                |

N/A, not applicable.



The inclusion criteria for participating nursing homes meant that in all of them staff had experience of some form of training or accreditation regarding end-of-life care that underpinned their care approach:

*All the staff are very interested in it because . . . we get a lot of people that are coming to the end of their life . . . most of the senior carers have done the Six Steps [an approach to end of life care management], . . . the nurses have all done the Six Steps so they're all quite involved in, you've got to be because that's where we are I'm afraid.*

*n08 (intervention), manager*

Some of the nursing homes had regular GP 'ward rounds' and all accessed specialist care palliative care input as needed:

*We have GP rounds twice a week, which is quite rare for a care home . . . occasionally the Macmillan nurses will pop in, or if we need any advice about symptom control or pain control, specific, that we would be struggling with and we have [name of] hospice that we could ring up as well.*

*n05 (intervention), manager*

Despite this existing involvement of nursing homes in end-of-life care, Namaste Care involved introducing changes. Staff thought that change management was ongoing within the nursing home context, and that they already had mechanisms to discuss change, whether it be externally imposed (e.g. regulation) or internally suggested:

*When we do any changes, when I present something, we're always getting the support from my whole team, not only from my nursing team, my care team, my domestic team and my kitchen staff, they always support as a team to see can we achieve something more.*

*n07 (intervention), manager*

Meetings were a common mechanism for discussing change, but these could be suboptimal, as the manager in nursing home 08 (intervention) explained: 'the meetings are for everyone, nobody ever comes'. She explained that not many residents 'can be as much involved as we'd like them to be' but felt that the lack of family attendance was maybe 'a good indicator that there isn't that much to complain about'.

### **Implementing change in dementia care and the Namaste Care intervention**

All of the managers had been involved in implementing dementia-specific projects in their nursing homes, and had received support for Namaste Care from their senior management and nursing home owners. There were concerns about possible financial commitments and the requirement for staff 'buy-in':

*We had five or six people [staff] down, and they listened and they made the decision really. It's not for us who within the office really, it has to be the staff who are on the floor.*

*n04 (intervention), manager*

In most nursing homes staff members talked about the importance of a culture of wanting to provide more than basic care, whereby the care workers must understand and work to achieve a better quality of life for their residents:

*I think we've got a chance of a good positive change in staff now that are more understanding of what it means, does that make sense, less task orientated . . . who are much more dementia friendly I would say. And I could see now more of a future of this continuing with them taking over from you.*

*n04 (intervention), staff member S008*

*I don't think it [person-centred care] should be an option, I think it should be standard practice really, I really really do. I think there's a lot to be said for this type of care really, I really really do.*

*n07 (intervention), staff member S025*

## Learning for a future trial

- Discussion of change management is imperative at the start of the study, even though staff may feel that they are familiar with the concepts of Namaste Care.

## The Namaste Care intervention

### *Initiating the Namaste Care programme*

The decision about where Namaste Care would take place, who would provide it and how frequently it would be carried out was made by the nursing home managers at the start of the study. Only one nursing home (n08) planned to carry out Namaste Care twice per day, 7 days per week. The managers of nursing homes 05 and 07 expressed their concerns about providing Namaste Care with this frequency without extra staffing, given the complex needs of the other residents:

*Personally I think that 2 hours in the morning and 2 hours in the afternoon every day is quite difficult for us to protect that every day because of the other needs of residents, because of the client group we've got we need that constant attention in the lounge all the time.*

*n07 (intervention), manager*

Although enthusiastic about taking part in the Namaste Care study, nursing homes 05 and 08 withdrew from the study before resident data collection commenced. Nursing home 05 was unable to continue in the study because of unforeseen staffing changes implemented within the nursing home by the wider care home group. This example highlights the external factors that can influence a manager's ability to implement an intervention within their nursing home. Nursing home 08 withdrew because of delays to the study starting, which illustrates the challenges of maintaining the motivation of nursing home managers who are keen to commence an intervention within their facility.

### *Training and preparation to deliver Namaste Care*

Staff members talked about feeling inspired by the Namaste Care guide and the training that they received, which had given them ideas about how to run the sessions and whom they would be most relevant for:

*I couldn't fault it, it taught us everything we knew and in enough detail as well.*

*n02 (intervention), staff member S005*

Staff providing Namaste Care used the manuals, more so at the start of the study, to help them tailor the Namaste Care programme. They adapted it flexibly to meet their own needs and those of the residents, and the nursing home setting:

*Maybe to start with I've looked at it [guide] but not as time went on.*

*n04 (intervention), staff member S002*

*I think we've kind of used all the guidelines and carved it into our own to suit the people, yeah I think so, I don't know.*

*n01 (intervention), staff member S006*

Staff members in two of the nursing homes also mentioned the value of meeting and sharing ideas with staff from other nursing homes:

*It would actually have been really nice to have got back together again in the middle to find out how other people were doing.*

*n04 (intervention), staff member S008*

*There was something about coming away from the building, coming away to learn and also coming away to experience different homes and different people, 'cause we don't meet people from other homes do we.*

*n07 (intervention), staff member S004*

### **Creating the Namaste Care space**

Each nursing home made the decision about where it would carry out Namaste Care during the trial. Three nursing homes had a separate room that could be used specifically for Namaste Care, and one used a communal area that was set aside for Namaste Care at certain times of the day. The size and availability of space affected what could be done in the sessions, how many people could take part and how often sessions could be delivered:

*Well it's just a small conservatory, very cluttered, so by the time you got four people in there in big chairs . . . and by the time you got two staff in there and maybe me, that was seven people in a very small space.*

*n07 (intervention), carer C001*

The challenge of trying to provide Namaste Care in a room that had multiple uses was discussed by staff members and was observed during the 4-week observation in nursing home 02. This particular home had to use its dining room at certain times for Namaste Care:

*That was a big restriction and there was times when we planned to do a session at say 11 o'clock and then we'd only find out there's a meeting with social workers and things, and this is the only room to have a meeting in.*

*n02 (intervention), staff member S005*

*Namaste Care very short and feeling that rushed, sign taken down at 11.50. Sense in room that staff conscious towards the end that nearly lunchtime and have to clear up the room quickly. Had to stop someone wheeling trolley in at 11.50 before residents taken away from Namaste Care space. 2 residents left sitting in the room at the end of the session while space cleared and room prepared for lunch.*

*Observation field note at 4 weeks, n02 (intervention)*

### **Learning for a future trial**

- Managers need to consider staffing requirements and the space needed to deliver Namaste Care, and implement a programme of sessions that builds on their staff-to-resident ratios.
- Structures to facilitate a wider support network, for example a community of practice for those delivering Namaste Care, may assist ongoing implementation of the intervention.

### **Implementing the Namaste Care programme**

Two elements of data are presented here: first, qualitative data on perceptions of Namaste Care implementation, and, second, information on the association between the staff reports of Namaste Care delivery and the intermittent observation by researchers. This enables an understanding of fidelity to the planned intervention, and an appreciation of how best to collect data on intervention delivery in any future study.

### Greetings and farewells

Staff would typically have been caring for residents before and after the Namaste Care session, and hence they could feel that greetings in the Namaste Care space were 'artificial', even though the guide suggested that these were important. Staff did recognise that inviting residents into a new space could encourage residents to step out of their daily routine and behaviour:

*The lounge is noisy and crowded and you are taking away from that in a different area and then you are giving it directly to that client, not with everyone else, or that little group, then they can relax ... it's a different atmosphere.*

*n07 (intervention), staff member S003*

Changes to the activities offered and the physical environment were made towards the end of a Namaste Care session to indicate that it was ending:

*Just wind it down, just maybe turn the light on or open a curtain for me and just say right and tell the resident that we were going to be finishing soon.*

*n04 (intervention), staff member S003*

### Comfort assessments

Staff described how they assessed a resident's non-verbal cues and gestures to assess their comfort and they explained how knowing the residents well allowed them to do this. A staff member from nursing home 02 spoke about how they had also carried out a risk assessment of the residents taking part in the study before Namaste Care was commenced in the nursing home:

*And we had to make sure that they didn't have histories of like if we were going to massage their hands, have they got bone disease that might cause pain and things, so we had to ... get doctor ... to have a look through their records to make sure we weren't going to make anything worse.*

*n02 (intervention), staff member S005*

### Namaste Care activities

Staff typically focused on pampering and hand massage during Namaste Care, despite the other elements being covered in the manual and training. This might have been because a hand massage demonstration formed part of the training sessions. The staff appeared to enjoy carrying out these activities with the residents and the residents generally appeared more calm and relaxed, benefiting from these touch-related activities:

*Offered foot massage at the beginning of the session. Declined very strongly. Staff member gave him space and reassured him. Staff said enjoyed yesterday. Foot massage offered during the middle of the session. Resident allowed (the staff member) to do this, appeared relaxed and calm. Appeared to enjoy this very much.*

*Observation field note, n07 (intervention), resident R001*

*I think when I was doing it, that the most positive responses you got from the stimulation of the senses was the touch bit.*

*n02 (intervention), staff member S005*

However, one resident was averse to the intimate nature of receiving a hand massage and did not feel comfortable in a room with dimmed lighting:

*He would pull his hand away and he'd be like oh no ... he was like no, and then he'd tell you get away, he didn't like it so much ... being in perhaps a dark, enclosed space just wasn't right for him. He needed light and space and just to be able to move.*

*n04 (intervention), staff member S003*

The way in which staff in the intervention nursing homes used dimmed lighting, candles, oils and music to create a calm and relaxing atmosphere was commented on in the informal carer interviews:

*Well they dimmed the lighting and the different smells from the candles and stuff were quite sensory and it was relaxing, it's very relaxing for him to be in there.*

*n02 (intervention), carer C002*

### Resident attendance at the Namaste Care sessions

Residents' ability to attend the sessions regularly could be challenging because of illness; in addition, one resident died during the study:

*... he started to deteriorate ... he seemed to be sleeping a lot and I couldn't engage with him.*

*n01 (intervention), carer C001*

*If they are unwell, if there are medical conditions, and we had that numerous experience here, one lady was quite poorly and she missed a couple of times because she was in her bed.*

*n07 (intervention), staff member S003*

A few participants occasionally refused to go to the Namaste Care sessions, while some either wandered out or were taken out of sessions by staff because they became agitated:

*... one time he couldn't take part because he was very agitated and they couldn't carry on with him that day.*

*n02 (intervention), carer C002*

*I think some days as you know he just walked out, he didn't want to be there, so and because he didn't speak it was hard to say why he walked out.*

*n07 (intervention), carer C001*

### Challenges associated with the implementation of Namaste Care

#### Resident-related factors

Staff often had to take many resident-related factors into account before deciding how and when to hold the sessions, and they could shorten the sessions to avoid challenging behaviour:

*Everything's challenging all the time, how long it's going to last, are they going to let us do it, if it's going to upset them, if it's going to benefit them, it's all day in't it, it just depends.*

*n01 (intervention), staff member S005*

Data indicated that staff adjusted the delivery of Namaste Care to take into account the nature of the activity, residents' sleeping patterns and residents' mood:

*Seeing what their reaction is, 'cause if they don't like it [massage] on their hands they're not going to want you to touch their head.*

*n02 (intervention), staff member S007*

*Yeah it was always an afternoon thing from really early on, because people's moods are different at different times and all aren't they? ... We've got a lady who every day she's been here she would sleep throughout the day, wake up at teatime and that's her day.*

*n01 (intervention), staff member S006*

### Resource availability

The availability of resources, which included both staff and space, had an impact on how often the nursing homes were able to deliver Namaste Care sessions. This was particularly notable during periods when annual leave could be expected, such as the summer:

*And we've had a lot of staff move around and people leaving nursing on residential.*

*n01 (intervention), staff member S005*

*Staffing levels weren't really as great as they could have been . . . every session I felt I'm not going to fit this in today, I've got such and such to look after and such and such to do and such, yeah I felt really bad . . . I did me best, as I always do.*

*n04 (intervention), staff member S002*

### Learning for a future trial

- Namaste Care is pragmatically incorporated into nursing home routines, and this should be anticipated.
- While the person-centred nature of the intervention is acknowledged, staff need additional training on a wider range of activities to encourage their use in Namaste Care sessions.

### Assessing the content of the Namaste Care or usual care sessions

Staff were asked to complete a session log each time a Namaste Care session occurred; this was to capture details of the residents attending, the time taken and the activities completed. Namaste Care sessions were observed intermittently during the study to assess the correspondence between what was observed to occur during the session and the activities recorded in the session log. There was high agreement between the Namaste Care session logs and the observation data. In a few instances the task had been completed by nursing home staff but had not been documented in the Namaste Care session log (Table 24).

There was low agreement between the activity session logs and observation data for the resident being 'individually greeted' and also low agreement for 'farewells'. This was explored during the staff interviews along with 'comfort assessed', as this measure could be assessed only partly by observation.

TABLE 24 Level of agreement between staff-completed session log and researcher observation of a Namaste Care session

| Nursing home | Observation time point | Set lighting    | Music at start of session | Fragranced the room | Prepared activity items |
|--------------|------------------------|-----------------|---------------------------|---------------------|-------------------------|
| n01          | 2 weeks                | No Namaste Care |                           |                     |                         |
|              | 4 weeks                | 2               | 2                         | 2 (not done)        | 2                       |
|              | 24 weeks               | No Namaste Care |                           |                     |                         |
| n02          | 2 weeks                | 2               | 2                         | 2                   | 2                       |
|              | 4 weeks                | 2               | 2                         | 2                   | 2                       |
|              | 24 weeks               | No Namaste Care |                           |                     |                         |
| n04          | 2 weeks                | 2               | 2                         | 2                   | 2                       |
|              | 4 weeks                | 2               | 2                         | 2                   | 2                       |
|              | 24 weeks               | No Namaste Care |                           |                     |                         |
| n07          | 2 weeks                | 2 (not done)    | 2                         | 2                   | 2                       |
|              | 4 weeks                | 0+              | 0+                        | 2                   | 2                       |
|              | 24 weeks               | 0+              | 2                         | 0                   | 2                       |

Level of agreement between log and observation: 2, full agreement; 1, partial agreement; 0, no agreement; 0+, completed but not documented in the log.

Whether or not nursing home staff in the control nursing homes carried out any of the Namaste Care preparation activities as part of their 'usual care' was documented during observation (Table 25). Table 25 lists the Namaste Care preparation activities that took place in the control (usual care) nursing homes. Like Namaste Care, the session in control nursing home 06 was carried out in a certain space and at a regular time, but it occurred only weekly for 1 hour. Although similar activities might have been carried out, the frequency of sessions differentiates this care from Namaste Care.

### Length of Namaste Care sessions

The length of the Namaste Care session documented in the session log was compared with the observation data to assess the agreement between the two sets of data (Table 26). The data show that the nursing homes sometimes overestimated the length of the session in the activity session logs, although they had been asked during the study training to document the time accurately. This may

TABLE 25 Agreement between staff-completed session log and researcher observation of a usual care session

| Nursing home | Observation time point | Activity observed (yes/no) |                           |                     |                         |
|--------------|------------------------|----------------------------|---------------------------|---------------------|-------------------------|
|              |                        | Set lighting               | Music at start of session | Fragranced the room | Prepared activity items |
| n03          | 2 weeks                | Yes                        | No                        | No                  | No                      |
|              | 4 weeks                | Yes                        | No                        | No                  | Yes                     |
| n06          | 2 weeks                | Yes                        | Yes                       | Yes                 | Yes                     |
|              | 4 weeks                | Yes                        | Yes                       | Yes                 | Yes                     |

TABLE 26 Length of Namaste Care sessions: comparison of session activity logs and observational data

| Nursing home | Observation time point | Length of session documented in the Namaste Care log              | Length of session documented during observation    |
|--------------|------------------------|---|--|
| n01          | 2 weeks                | No Namaste Care session   | N/A  |
|              | 4 weeks                | 65 minutes plus 10 minutes' set-up and 5 minutes' clear-up time   | 35 minutes; set-up and clear-up time not observed  |
|              | 24 weeks               | No Namaste Care session   | N/A  |
| n02          | 2 weeks                | 60 minutes plus 30 minutes' set-up and 10 minutes' clear-up time  | 60 minutes; set-up and clear-up time not observed  |
|              | 4 weeks                | 60 minutes plus 20 minutes' set-up; clear-up time not documented  | 45 minutes; set-up and clear-up time not observed  |
|              | 24 weeks               | No Namaste Care session   | N/A  |
| n04          | 2 weeks                | 120 minutes plus 20 minutes' set-up and 15 minutes' clear-up time | 120 minutes; set-up and clear-up time not observed |
|              | 4 weeks                | 60 minutes plus 15 minutes' set-up and 15 minutes' clear-up time  | 60 minutes; set-up and clear-up time not observed  |
|              | 24 weeks               | No Namaste Care session   | N/A  |
| n07          | 2 weeks                | 120 minutes plus 10 minutes' set-up and 15 minutes' clear-up time | 115 minutes; set-up and clear-up time not observed |
|              | 4 weeks                | 120 minutes plus 15 minutes' set-up and 15 minutes' clear-up time | 110 minutes; set-up and clear-up time not observed |
|              | 24 weeks               | 90 minutes plus 30 minutes' set-up and 10 minutes' clear-up time  | 85 minutes; set-up and clear-up time not observed  |

N/A, not applicable.

indicate that nursing home staff were concerned that they might have been viewed in a negative light if it was shown that they were not carrying out the length of session agreed with the research team.

### Learning for a future trial

- Activity session logs represent the content of Namaste Care sessions sufficiently accurately, and observation could be reduced in a full trial, but improved recording of the start time of a session and when an individual starts to receive Namaste Care needs to be addressed.

## Impact of the Namaste Care intervention

### *Perceived benefits of Namaste Care*

Both informal carers and staff commented on the impact that Namaste Care had had on the quality of life of the residents who took part in the study, especially in terms of being more aware of and engaged with family, staff and their surroundings:

*She seemed to have more eye contact rather than just kind of staring, and she would smile more occasionally you know when we'd go in and perhaps give her a kiss and a hug . . . Mum seemed to react quite a lot then with her facial expressions.*

*n01 (intervention), carer C002*

*She's responding more as well with proper words we can understand, 'cause I asked her the other day are you all right? She said 'Yeah I'm fine' and I like did a double take, I've never heard her talk clearly.*

*n02 (intervention), staff member S005*

Residents were generally found to be much more relaxed and less agitated during and after a Namaste Care session:

*I think he's more relaxed, more sort of settled and looks contented.*

*n04 (intervention), carer C003*

*The people who are in there, in that time they are much calmer than while they are sitting in the communal lounge, there seems to be much relaxed.*

*n07 (intervention), staff member S003*

This helped informal carers spend more quality time with the residents:

*Well we've got a lady that's quite stiff, and when we do the touch therapy she loosens up and the family have noticed it and they've started massaging and stuff like that . . . they think she's better after a massage now so they do it . . .*

*n01 (intervention), staff member S005*

Staff members' view of Namaste Care was similar to that of informal carers, explaining that it was different from their day-to-day practice, which was of great benefit to the quality of care and life of the residents:

*For me, what I see is it's a one to one . . . something different away from the client group, away from the communal lounge, somewhere in a quiet area.*

*n07 (intervention), staff member S003*



Many of the staff members who were involved in delivering the Namaste Care sessions appreciated the one-to-one time they spent with the residents, feeling that it helped them build a rapport with residents and provide a better quality of care:

*It's bonding as well with them in't it I suppose, in a different way, bonding with them without actually having to do the talking and that, just the touch therapy and that . . . It's like a softer bond, it's very mellow and soft and gentle.*

*n01 (intervention), staff member S006*

As a result, some staff members talked about adopting elements of Namaste Care into their day-to-day practice:

*I find myself more doing little bits and bobs with other residents, you know if they're distressed and that I think right I'll just use that now and I'll do a hand massage and whatever.*

*n04 (intervention), staff member S002*

Although informal carers and staff members talked about residents being able to close their eyes and relax/sleep during the Namaste Care sessions, or being more alert after the sessions, they did not comment on residents' quality of sleep at night:

*It's also stimulation in a soothing, calming way, 'cause some of ours went to sleep.*

*n02 (intervention), staff member S007*

With regard to level of activity, one resident was reported to have become more mobile following a few Namaste Care sessions, while a female resident in another nursing home who was known to undress in public was reported to have stopped this after attending the sessions. Some of the benefits were perceived to be subtle:

*A lot of people would assume that that sort of care is what people do anyway, and the subtlety of the difference between the intensity and the frequency, they wouldn't see that.*

*n01 (intervention), carer C001*

Informal carers appreciated the one-to-one attention received by the residents:

*A little bit of like I say one-to-one attention and a bit of extra care . . . anything that's going to try and make life easier for them.*

*n04 (intervention), carer C003*

Additionally, among those informal carers who were able to attend the Namaste Care sessions, the sessions were considered an opportunity to be involved in the care of the residents and connect with them in a more intimate way:

*One of the biggest impacts was on us as a family, to think more about how mum could be more involved and sort of reached somehow . . .*

*n01 (intervention), carer C002*

### Learning for a future trial

- Further consideration is required of how to capture the different changes (increased engagement or being calmer) observed by staff in residents, using a measure or measures.

### **Challenges in attributing benefits to Namaste Care**

Although informal carers and staff reported that Namaste Care had a positive impact on residents overall, some remained cautious about drawing a direct link between Namaste Care sessions and the changes observed in the residents:

*I don't know if it was because of the Namaste or something happened in his brain, but it's happened during this time, the man suddenly started to walk or to recognise his daughter when she's come to visit and when she tried to leave the building he gone to the window and tried to wave at her.*

*n07 (intervention), staff member S003*

They noted the difficulty in determining whether changes in residents' mood and behaviour (e.g. feeling calmer and acting less agitated) were the result of the sessions or the gradual progression of their dementia:

*They're so ill with dementia, I think it was hard to gauge how much benefit they actually got from it. I think they did benefit from it, but as to say how much, it would be very hard to say because they change so much, they change every day. The men, you know you can go in one day and they'll be quite settled and they'll talk to you and smile and stuff, and then the next day they don't want to know.*

*n02 (intervention), carer C002*

*But it's hard to assess whether it is Namaste or whether it's a deterioration of her dementia ... at the end part of that dementia spectrum, if they were presenting with noisy behaviour before, they go really, really calm, and that's the deterioration, and we could be viewing it as a positive thing but it's not.*

*n02 (intervention), staff member S005*

They also highlighted that, in many cases, this impact was not permanent or long term, as residents' agitation continued to fluctuate:

*Well he just seemed to be not as agitated as he normally is, but this can change as you know, I mean every day is different and some days even now when I go, he can be quite agitated or sleepy, or on the other hand he can be talking.*

*n02 (intervention), carer C002*

Without being able to ask the residents directly about their experience of Namaste Care, informal carers were also wary of overstating the positive experience and impact of the sessions:

*It's difficult 'cause you don't get a lot of response from him ... I don't know whether, I mean [resident's name] doesn't open his eyes really so he's not and I don't know how much they hear, but he must be hearing it because he's nice and relaxed.*

*n04 (intervention), carer C003*

### **Perceived impact of usual care**

There was recognition of the person behind the dementia in the usual care and activities that staff members provided in the control nursing homes:

*We've gone through a bit of a change process, due to changes in staff really, we've just brought on board this week a new full timer who is just looking like she's going to be absolutely fantastic, and she's really tailoring the activities specifically to the individual in terms of their level of disability and interaction, so she's doing lots of sensory activities, lots of one to one ... There's a lot of trial and error, but what [S008] does is she does a 'this is me' on admission to get some idea of good ideas that we can theme activities around.*

*n03 (control), staff member S004*

However, a staff member in one of the control nursing homes reported:

*I think we do struggle with finding activities for people with advanced dementia. At the moment the activities co-ordinator in particular provides a relaxation morning so that's quite nice with a darkened room and lights and music, which is quite nice, and there's some hand massage, it's difficult for interactive group work.*

*n06 (control), staff member S003*

Satisfaction with care was also reported in control sites. The two informal carers interviewed in the control nursing homes were very appreciative of the care provided and felt that the staff were doing everything they could to engage with residents:

*They're still trying with them, they're still trying. I'm trying to think who they've had a reaction out of, you don't see much reaction out of any of them. I think they're doing everything they possibly can to engage them really.*

*n06 (control), carer C003*

This particular informal carer spoke about some of the activities that she had seen when visiting the nursing home:

*I've been there when they've done the light activities . . . when they've played the nice classical music and it's soothing . . . when they've had the tambourines out and that type of thing, so there's a lot of that. And they tried to do like craft stuff with them as well . . . We went when they did the dogs as well, they bring the dogs in, the husky dogs, they do all that type of thing.*

*n06 (control), carer C003*

### **Learning for a future trial**

There is perceived benefit of Namaste Care as an intervention for people with advanced dementia as identified by informal carers and staff that warrants further research.

In summary, the findings from the process evaluation interviews and observations identified that staff were delivering Namaste Care in ways that mapped onto the proposed programme theory. Staff and informal carers described moments of connection with residents that had not been there before.



# Chapter 6 Economic analysis

## Introduction and aims

The economic component of the research aimed to inform the design of an economic evaluation alongside a full trial of the Namaste Care intervention. There were four main aims of the economic element of the study:

1. determining the excess costs associated with the provision of the Namaste Care intervention
2. exploring the feasibility of collecting relevant information on the resources used by nursing homes, primary care, secondary care and informal carers for nursing home residents suitable to take part in the Namaste Care intervention
3. carrying out a cost analysis to identify the resource use elements that make a significant contribution to the total per-patient cost of care provided under each of the assessed options, as well as the variability in resource use items across nursing homes
4. exploring the feasibility and acceptability of proxy completion of alternative outcome measures to the EuroQol-5 Dimensions (EQ-5D) for people with advanced dementia.

Aims 1–3 are covered in *Feasibility of resource use data collection and valuation* and aim 4 is covered in *Feasibility and acceptability of economic outcome assessment*.

## Methods

### *Feasibility of resource use data collection and valuation*

#### Detailed exploration of the costs of Namaste Care

An initial costing of the Namaste Care programme intervention itself was undertaken, the aim being to understand the costs of the intervention for use in a full trial. Information on the costs that the nursing homes incurred in implementing the Namaste Care sessions was gathered through interviews with nursing home staff members, usually the manager. Information about staffing levels and the costs of any additional items purchased for use in the Namaste Care sessions (i.e. items that would not have been purchased if usual care had been provided) were obtained directly during these interviews. These data were then combined with data on staff participating in sessions and the usage of these items, which were captured from activity session logs completed concurrently by staff carrying out the sessions. The unit costs of additional staff hours required were obtained directly from nursing homes; when this was not feasible, the Personal Social Services Unit's *Unit Costs of Health and Social Care 2017*<sup>180</sup> was used. As not all nursing homes incurred additional costs, information is presented both as means across all nursing homes/nursing home residents and as means across just those nursing homes/nursing home residents incurring additional costs.

#### Feasibility of obtaining information on residents' resource use

The exploration of the feasibility of obtaining information on residents' resource use began with an initial consultation with three nursing homes to ensure that the relevant costs were identified for inclusion in the analysis. Additional discussion took place about the way in which residents used primary care services and the best methods of accessing the data. The following relevant costs were identified and collected for the analysis.

- Primary care use: data on the use of services by each resident during the trial were extracted from the care records kept within the nursing home.

- Secondary care use: data on the use of services by each resident during the trial were extracted from the care records kept within the nursing home.
- Medication use: residents' medical records were used to gather data on medications used during the trial, both total medication used and psychotropic and pain medications used (i.e. those medications most likely to be affected by the implementation of the intervention).
- Informal care costs: resource use by informal carers was collected using an adaptation of the Client Service Receipt Inventory, including use of any primary care services and support groups, items purchased, financial contributions to the nursing homes and productivity costs, including any working hours sacrificed.

Difficulties in collecting specific aspects of resource use data were noted so that these could be addressed in a full trial. The extent to which nursing homes varied in data accessibility and the level of detail in their records was noted. The extent of missing data across different resource use items was estimated where feasible.

### Understanding cost drivers

An initial assessment of the costs of the intervention and resources used by the nursing home residents (cost analysis) was carried out to convert the resource use into cost estimates and identify the key drivers of the costs of the intervention to ensure that these costs would be collected for future trials. To expand the analysis to consider cost drivers, a valuation of the collected resource use information was undertaken. The mean differences in total cost per patient associated with each trial arm were analysed over a time horizon of 4 weeks, corresponding to the trial follow-up period. A complete-case analysis was undertaken as there were few missing data; where there were concerns about the quality of data, one-way sensitivity analyses were undertaken to explore the implications of these concerns. A one-way sensitivity analysis was also undertaken substituting recently published data on the costs of the Namaste Care intervention<sup>181</sup> for the costs collected during the feasibility trial. No discounting of costs was necessary as the trial was conducted within a single year. All resource use data were costed in Great British pounds in values from a single year.

- Primary care use: the costs of primary care service use were based on the *Unit Costs of Health and Social Care 2017*.<sup>180</sup>
- Secondary care use: the unit costs were obtained from published NHS reference costs.<sup>182</sup>
- Medication use: the Prescription Cost Analysis data set<sup>183</sup> was used to estimate the costs of residents' medication use.
- Informal care costs: only a very small number of informal carers were recruited and so these data were not considered further.

### Feasibility and acceptability of economic outcome assessment

The study was designed to assess the feasibility of using a number of outcome measures. The EQ-5D is the standard measure used in economic evaluation, although there is currently some uncertainty about which specific measure to choose of the new EuroQol-5 Dimensions, five-level version (EQ-5D-5L) and the older, more established, EuroQol-5 Dimensions, three-level version (EQ-5D-3L).<sup>184-187</sup> The EQ-5D has been used in nursing home settings,<sup>188-191</sup> but there is some concern about whether or not health measures such as the EQ-5D capture the outcomes important to those coming towards the end of life.<sup>192,193</sup> However, alternative generic measures for those in the later stages of the life-course<sup>194</sup> are relatively new and untested, although they are included in the National Institute for Health and Care Excellence (NICE) recommendations for assessing social care interventions<sup>195</sup> and recommended in other settings for long-term care.<sup>196</sup> This work explores proxy completion rates for EQ-5D and two alternative ICECAP (ICEpop CAPability) measures for those nearing the end of the life-course: the ICECAP measure for Older people (ICECAP-O)<sup>197,198</sup> and the ICECAP Supportive Care Measure (ICECAP-SCM) for those at end of life.<sup>199,200</sup> Given the much smaller evidence base for these alternative capability measures, the research focuses mainly on exploring the feasibility and acceptability of these two generic capability measures.

The ICECAP-O is a generic capability-based outcome measure for older people. It has five attributes (attachment, security, role, enjoyment and control), each with four levels. The descriptive system was generated using in-depth qualitative methods<sup>198</sup> and valuations were obtained using best-worst scaling.<sup>197</sup> The measure has been validated in a number of settings; its use with dementia patients, however, has been limited to translated versions,<sup>201-203</sup> although these suggest favourable validity assessment,<sup>201</sup> with the measure showing good convergent and discriminant validity for people with dementia.<sup>202,203</sup>

The ICECAP-SCM is a generic capability-based outcome measure for adults at the end of life. It has seven attributes (love and friendship, choice, physical suffering, emotional suffering, dignity, support and preparation). As with the ICECAP-O, the descriptive system was generated using in-depth qualitative methods<sup>200</sup> and valuations were obtained using best-worst scaling.<sup>199</sup> The measure is still very new, and published evidence so far has been limited to its use in palliative care patients in a hospice setting.<sup>204</sup>

### Completion rates

The numbers of missing values for each item of each questionnaire were assessed for all patient outcome measures across the whole patient group, the small numbers included.

### Valuation of outcomes

Values were generated for each of the outcome measures collected for each resident at each time point. For the valuation of the EQ-5D-5L responses, the value set mapped from the EQ-5D-5L was used to generate index values in accordance with NICE guidelines at the time of analysis.<sup>205</sup> Valuation of the ICECAP measures responses was carried out using published UK tariffs,<sup>197,199</sup> with the valuation for ICECAP-SCM using the main effects tariff.<sup>199</sup>

### *Relationship between economic outcome measures and key measures likely to be taken forward in a full trial*

Pearson's correlations were used to explore the strength of the relationship between overall scores for each of EQ-5D-5L, ICECAP-O and ICECAP-SCM and each of QUALID and the CMAI. The strength of relationship was assessed based on Cohen's criteria of interpreting correlations of 0.10–0.30 as weak, 0.30–0.50 as moderate and  $\geq 0.50$  as strong.<sup>206</sup>

### *Think-aloud assessment of feasibility and acceptability for ICECAP-O and ICECAP-SCM*

The think-aloud technique was used to assess the feasibility of proxy respondents completing the ICECAP-O and ICECAP-SCM. This involves verbalising thoughts while completing questionnaires.

### Sampling

A purposive sample of nursing home staff was recruited to ensure coverage of residents at different time points and across different nursing homes. The sample size was intended to be adequate for exploring the key issues arising in completion of the measure in this context; a sample of 20–30 interviews was originally envisaged, in line with similar think-aloud studies.<sup>204,207,208</sup>

### Data collection

Each think-aloud interview began with a warm-up exercise to ensure that the person responding understood the nature of 'thinking aloud'. The respondent was then asked to think aloud while completing the measures. After this, a semistructured interview probed areas of particular difficulty respondents encountered when completing the measures and more general views about the appropriateness of the measures.

### Data analysis

The think-aloud interviews were fully transcribed. Three raters (JC, PM and GM) independently utilised segments within these transcripts, alongside the scores given by the proxy respondents, to identify errors in completion associated with comprehension, retrieval, judgement or response, or identifying a struggle in arriving at a correct response (see *Appendix 9*). Constant comparative analytical methods

were used to provide a more in-depth assessment of the questionnaire; open coding of three transcripts was completed by three researchers (JC, PM and GM) and an initial coding structure was discussed. Analysis was then conducted by JC, who read and re-read transcripts, applied codes to the data and wrote analytic accounts for different aspects of the data. The data presented here related to feasibility issues in responding to the questionnaires, coded under 'judgement' in the initial analysis.

## Results

### *Feasibility of resource use data collection and valuation*

All costs are presented in 2017/18 Great British pounds.

#### **Detailed intervention costing**

Two of the four intervention homes reported that they had incurred costs associated with providing Namaste Care, namely the cost of purchasing consumable items and the costs incurred for extra staff time. Additional consumable costs were incurred for items such as massage oils, throws, diffusers, flowers and snacks (the full list and associated costs are in *Appendix 10, Table 46*). The mean cost per nursing home of these items across all four nursing homes was £98.35 (£196.69 across the two nursing homes incurring costs). These two facilities also required additional staffing to carry out the programme sessions. Additional staff costs over the 4 weeks of running the programme were a larger component of running the programme, amounting to a mean cost per nursing home of £396.67 (£793.34 across the two nursing homes that incurred costs). Overall, the mean cost per resident receiving the Namaste Care intervention over a 4-week period was £110.96 (£221.92 across the two nursing homes that incurred costs). For the two nursing homes that incurred costs, this equated to £8.30 per resident per session received.

#### **Feasibility of obtaining data on residents' resource use**

Some feasibility issues were noted in collecting resource use data. Records were accessible for all of the trial participants through the nursing homes; however, the detail in these records varied. It should, for example, be noted that the nursing home that maintained the most detailed records was a control nursing home; in a full trial, using these data in an unthinking manner could potentially skew the resource use estimates in one direction. One specific area where there was clear variation in the detail on resource use was the recording of primary care services, particularly in relation to routine GP visits. Some nursing homes recorded any routine visits to the facility that resulted in any discussion regarding the resident, while others recorded only non-routine visits made to a specific patient.

Information about secondary care use and medication use was recorded in precise detail because this is a legal requirement; however, in one nursing home the medication records had already been archived by the time of data collection. Some information was available, but some had already been taken off-site. This is an issue to be aware of when planning for a full trial.

The mean per-resident use of NHS and Personal Social Services resources in each nursing home and between the trial arms is presented in *Table 27*.

#### **Learning for a future trial**

- Collecting resource use data for an economic evaluation from nursing homes is feasible.
- Study-specific data collection is needed for information about GP visits.
- Procedures such as regular ongoing data collection should be put in place to ensure that records for trial participants are not archived before data are collected.
- A full economic evaluation should focus on obtaining good estimates of resource use in relation to GP visits, inpatient stays, outpatient visits, ambulance costs and medication, as these are the main drivers of costs.



TABLE 27 Per-resident mean frequency of use of primary and secondary services in each nursing home and between trial arms

| Service                | Mean per-resident frequency of NHS service use |      |      |      |              |      |      |         |
|------------------------|--|------|------|------|--------------|------|------|---------|
|                        | 01   | 02   | 04   | 07   | Intervention | 03   | 06   | Control |
| GP home visit          | 1.00   | 0.50 | 0.70 | 0.40 | 0.65         | 2.50 | 0.80 | 1.65    |
| GP telephone call      | 0.80   | 0.00 | 0.30 | 0.40 | 0.38         | 0.00 | 0.00 | 0.00    |
| Cardiac nurse          | 0.00   | 0.00 | 0.00 | 0.00 | 0.00         | 0.00 | 0.20 | 0.10    |
| Parkinson's nurse      | 0.00   | 0.00 | 0.00 | 0.00 | 0.00         | 0.50 | 0.00 | 0.25    |
| Physiotherapist        | 0.20   | 0.00 | 0.00 | 0.00 | 0.05         | 0.30 | 0.00 | 0.15    |
| Psychiatrist           | 0.20   | 0.00 | 0.30 | 0.00 | 0.13         | 0.00 | 0.00 | 0.00    |
| Social worker          | 0.20   | 0.00 | 0.00 | 0.00 | 0.05         | 0.00 | 0.30 | 0.15    |
| Occupational therapist | 0.00   | 0.00 | 0.00 | 0.00 | 0.00         | 0.80 | 0.00 | 0.40    |
| Dietitian              | 0.4  | 0.00 | 0.00 | 0.00 | 0.10         | 0.5  | 0.2  | 0.35    |
| Memory service         | 0.00   | 0.00 | 0.00 | 0.00 | 0.00         | 0.50 | 0.20 | 0.35    |
| Inpatient services     | 0.00   | 0.00 | 0.00 | 0.00 | 0.00         | 0.30 | 0.20 | 0.25    |
| Outpatient services    | 0.00   | 0.00 | 0.00 | 0.00 | 0.08         | 0.00 | 0.20 | 0.10    |
| Ambulance              | 0.00   | 0.00 | 0.00 | 0.00 | 0.00         | 0.00 | 0.70 | 0.35    |

### Understanding cost drivers

Table 28 provides detailed information on the mean individual NHS and Personal Social Services costs, the medication costs and the intervention costs to give total cost estimates from the perspective of the NHS/Personal Social Services. These estimates include all nursing homes, but some issues with these costs should be noted. One is the greater level of detail available for primary care costs in the control arm; the second is the archiving of some medication use records for residents of nursing home n07, affecting four residents to varying degrees; and the third is the atypical use of dementia memory assessment services by three residents, all living in control nursing homes.

Table 28 shows that the key areas of resource use for collection in a future trial, in addition to the cost of the intervention, are perhaps as would be expected: GP visits, inpatient stays, outpatient visits, ambulance costs and medication. Dementia memory services also appear to be important but may well be atypical, as discussed below.

Appendix 11 contains greater detail about some areas of resource use related to these issues. In Table 48, the total medication cost is included, but it may be that the costs associated specifically with psychotropic and pain medication use are more relevant. These costs are considerably lower on average in both intervention (psychotropic, £3.51; pain, £17.84) and control (psychotropic, £43.29; pain, £4.03) nursing homes; Table 48 also provides medication costs both including and excluding n07 from the analysis because of the problems with archiving resource use data at this nursing home. The implications of excluding n07 from the analysis are shown in Appendix 11, Table 49, namely that the total cost of all resource use in the intervention arm rises to a mean of £400.43. Appendix 11, Table 50, explores the implications of removing resource use related to memory services given the atypical use of this service by individuals already living with advanced dementia. Excluding these costs makes a large difference to the mean cost per resident for the control group, reducing it to £466.18. Appendix 11, Table 51, explores the implications of removing set-up costs for Namaste Care, which would typically be allocated over many more individuals were the service to be adopted on a long-term basis. This reduces the costs in the intervention arm to £324.16 (£395.18 excluding n07). Appendix 11, Table 52, examines

TABLE 28 Mean primary and secondary care service use cost per resident to the NHS/Personal Social Services in each nursing home and by trial arm

| Service                                       | Mean NHS service use cost (£) per resident |        |        |        |              |        |        |         |
|---|--|--------|--------|--------|--------------|--------|--------|---------|
|   | 01   | 02     | 04     | 07     | Intervention | 03     | 06     | Control |
| GP home visit                                 | 38.00                                      | 19.00  | 25.33  | 15.20  | 24.38        | 95.00  | 31.67  | 63.34   |
| GP telephone call                             | 11.68                                      | 0.00   | 4.87   | 5.84   | 5.60         | 0.00   | 0.00   | 0.00    |
| Cardiac nurse                                 | 0.00                                       | 0.00   | 0.00   | 0.00   | 0.00         | 0.00   | 14.33  | 7.17    |
| Parkinson's nurse                             | 0.00                                       | 0.00   | 0.00   | 0.00   | 0.00         | 38.00  | 0.00   | 19.00   |
| Physiotherapist                               | 11.40                                      | 0.00   | 0.00   | 0.00   | 2.85         | 14.25  | 0.00   | 7.13    |
| Psychiatrist                                  | 36.00                                      | 0.00   | 60.00  | 0.00   | 24.00        | 0.00   | 0.00   | 0.00    |
| Social worker                                 | 11.80                                      | 0.00   | 0.00   | 0.00   | 2.95         | 0.00   | 19.67  | 9.84    |
| Occupational therapist                        | 0.00                                       | 0.00   | 0.00   | 0.00   | 0.00         | 60.75  | 0.00   | 30.38   |
| Dietitian                                     | 34.40                                      | 0.00   | 0.00   | 0.00   | 8.60         | 43.00  | 14.33  | 28.67   |
| Memory service                                | 0.00                                       | 0.00   | 0.00   | 0.00   | 0.00         | 310.00 | 206.67 | 258.34  |
| Inpatient services                            | 0.00                                       | 0.00   | 0.00   | 0.00   | 0.00         | 0.00   | 176.83 | 88.42   |
| Outpatient services                           | 0.00                                       | 0.00   | 106.33 | 0.00   | 26.58        | 0.00   | 115.83 | 57.92   |
| Ambulance                                     | 0.00                                       | 0.00   | 0.00   | 0.00   | 0.00         | 0.00   | 82.00  | 41.00   |
| Medication costs                              | 303.62                                     | 167.80 | 92.44  | 3.65   | 146.00       | 120.77 | 137.41 | 127.90  |
| Intervention costs                            | 0.00                                       | 239.14 | 0.00   | 204.70 | 110.96       | 0.00   | 0.00   | 0.00    |
| Mean total NHS/Personal Social Services costs | 446.90                                     | 425.94 | 288.98 | 229.39 | 344.61       | 681.77 | 798.74 | 731.90  |

the implications of applying the modelled cost estimates of Namaste Care generated by Bray *et al.*<sup>181</sup> Using these costs increases the mean cost of the Namaste sites for two reasons. First, although the cost is very similar to that generated through the trial, it is applied to all intervention sites and not just those that actually incurred costs. Second, the one nursing home that did incur costs provided a larger number of sessions than was assumed in the modelled costs.

### Feasibility and acceptability of economic outcome assessment

#### Completion rates

All measures were completed by staff proxy respondents and had high completion rates. Across 94 completions of the measure (three completions for 31 patients and one completion for one patient), only six dimensions had any missing data: for EQ-5D-5L, pain/discomfort ( $n = 1$ ) and anxiety/depression ( $n = 5$ ); for ICECAP-O, security ( $n = 5$ ); and for ICECAP-SCM, dignity ( $n = 1$ ), support ( $n = 2$ ) and preparation ( $n = 5$ ). The overall completion rates were 98.7% for EQ-5D-5L, 99.4% for ICECAP-O and 98.8% for ICECAP-SCM.

#### Valuation of outcomes

Table 29 provides information about the mean values at each time point for each measure by trial arm.

#### Relationship between economic and non-economic measures likely to be taken forward to a full trial

Table 30 shows correlations between the economic outcome measures and key outcome measures likely to be taken forward to a full trial. Correlations were generally stronger between the QUALID and all of the economic outcome measures than between the CMAI and all of the economic outcome measures. For QUALID, correlations were generally stronger with ICECAP-SCM than with the other

TABLE 29 Mean outcome values and SDs across nursing homes and by trial arm at each time point

| Trial arm    | Mean (SD) EQ-5D index values |                |                | Mean (SD) ICECAP-O tariff values |                |                | Mean (SD) ICECAP-SCM tariff values |                |                |
|--------------|------------------------------|----------------|----------------|----------------------------------|----------------|----------------|------------------------------------|----------------|----------------|
|              | Baseline                     | 2 weeks        | 4 weeks        | Baseline                         | 2 weeks        | 4 weeks        | Baseline                           | 2 weeks        | 4 weeks        |
| Intervention |                              |                |                |                                  |                |                |                                    |                |                |
| n            | 16                           | 14             | 15             | 16                               | 16             | 15             | 17                                 | 16             | 14             |
| Value        | 0.07<br>(0.23)               | 0.10<br>(0.19) | 0.10<br>(0.27) | 0.50<br>(0.22)                   | 0.57<br>(0.16) | 0.55<br>(0.15) | 0.70<br>(0.14)                     | 0.74<br>(0.11) | 0.73<br>(0.11) |
| Control      |                              |                |                |                                  |                |                |                                    |                |                |
| n            | 13                           | 13             | 11             | 14                               | 14             | 14             | 14                                 | 13             | 14             |
| Value        | 0.05<br>(0.28)               | 0.04<br>(0.28) | 0.07<br>(0.25) | 0.54<br>(0.17)                   | 0.58<br>(0.11) | 0.56<br>(0.14) | 0.60<br>(0.20)                     | 0.59<br>(0.16) | 0.70<br>(0.13) |

TABLE 30 Pearson's correlation coefficients for economic measures with non-economic outcomes

| Time point | QUALID             |                    |                    | CMAI               |                    |                    |
|------------|--------------------|--------------------|--------------------|--------------------|--------------------|--------------------|
|            | EQ-5D-5L           | ICECAP-O           | ICECAP-SCM         | EQ-5D-5L           | ICECAP-O           | ICECAP-SCM         |
| Baseline   | -0.31 <sup>b</sup> | -0.59 <sup>c</sup> | -0.63 <sup>c</sup> | 0.14               | -0.19 <sup>a</sup> | -0.43 <sup>b</sup> |
| 2 weeks    | -0.37 <sup>b</sup> | -0.18 <sup>a</sup> | -0.60 <sup>c</sup> | -0.10 <sup>a</sup> | -0.14 <sup>a</sup> | -0.44 <sup>b</sup> |
| 4 weeks    | -0.10 <sup>a</sup> | -0.33 <sup>b</sup> | -0.23 <sup>a</sup> | 0.10               | -0.10 <sup>a</sup> | -0.35 <sup>b</sup> |

a Weak correlation in expected direction.

b Moderate correlation.

c Strong correlation.

two measures, although there was some variation across time points. There was a clear pattern of strength of correlation for the economic measures with CMAI, with no or weak correlations for EQ-5D-5L, weak correlations for ICECAP-O and moderate correlations for ICECAP-SCM.

### Learning for a future trial

Further evidence is needed on the validity and sensitivity to change of the economic measures.

#### *Think-aloud assessment of feasibility and acceptability of ICECAP-O and ICECAP-SCM*

Twelve proxy staff respondents were included in the think-aloud study, providing think-aloud assessments of questionnaire completion and data from semistructured interviews. Residents for whom the respondent was acting as proxy were, according to the proxy respondents, aged in their early 70s to their 90s; nine were male and three were female. Residents had lived in the nursing home for periods of time that ranged from relatively short (5–6 months) to longer (4–5 years); most had lived in the nursing home for between 1 and 2 years. All proxy respondents had substantial care home experience, having worked in care homes in all cases for at least 2 years. Most had known the resident since the resident had arrived in the nursing home and most spent considerable amounts of time with the resident for whom they were proxying, usually at least 1 hour each day but often substantially more.

The numbers of errors for each of the ICECAP-O and ICECAP-SCM are given in *Table 31*. The overall error (struggle) rate for ICECAP-O was 6.7% (5%) and for ICECAP-SCM was 8.3% (6%). (Definitions are provided in *Appendix 9*.) More insight and understanding about the feasibility of completing these measures as a proxy respondent in this context came from the qualitative analysis of the data.

TABLE 31 Number of errors for ICECAP-O (five items) and ICECAP-SCM (seven items) (n = 12)

| Questionnaire       | Error type (n) |           |           |          | Total errors (n) | Total struggles (n) |
|---------------------|----------------|-----------|-----------|----------|------------------|---------------------|
|                     | Comprehension  | Retrieval | Judgement | Response |                  |                     |
| ICECAP-O            |                |           |           |          |                  |                     |
| Attachment          |                |           | 1         |          | 1                | 1                   |
| Security            |                | 1         |           | 1        | 2                | 0                   |
| Role                |                |           |           |          | 0                | 1                   |
| Enjoyment           |                |           |           |          | 0                | 1                   |
| Control             |                |           |           | 1        | 1                | 0                   |
| Total               | 0              | 1         | 1         | 2        | 4                | 3                   |
| ICECAP-SCM          |                |           |           |          |                  |                     |
| Choice              |                |           |           |          | 0                | 1                   |
| Love and friendship |                |           | 1         |          | 1                | 0                   |
| Physical suffering  |                |           |           |          | 0                | 1                   |
| Emotional suffering |                |           | 1         |          | 1                | 1                   |
| Dignity             |                |           | 1         |          | 1                | 1                   |
| Support             |                |           |           |          | 0                | 1                   |
| Preparation         |                | 2         | 2         |          | 4                | 0                   |
| Total               | 0              | 2         | 5         | 0        | 7                | 5                   |

### Problems with making judgements

Proxy respondents at times found it difficult to make judgements on behalf of residents. There were various reasons for this, including having limited knowledge of the respondent, needing to interpret and 'stand in another's shoes', difficult choices about perspective, conflicts with the care role and (in just one case) a feeling of having had insufficient contact with the resident to act as an adequate proxy.

At times, when responding to the capability questions, proxy respondents struggled with limited knowledge. This arose in part because some residents had a limited ability to communicate, but also because some areas of knowledge were outside the scope of the carer relationship:

*If a person isn't able to express themselves, they're relying on you to get it right, that bit I find a bit difficult.*

*O6S008-baseline*

*... some like maybe we're not in that zone to answer you know, like you're saying the financial side of stuff...*

*O3S009-baseline*

Around half of respondents talked about the difficulty of making judgements on behalf of others, particularly when those others are living with dementia. Respondents used imagery such as 'trying to get into their thoughts' (O6S008-baseline), being 'stood in his shoes' (O2S005-2 week), having 'to put myself into somebody else' (O2S005-2 week) and 'answering questions as if I am looking through her eyes' (O6S007-4 week) to convey the difficulty – and responsibility – they faced in trying to make an appropriate judgement on behalf of their resident:

*So, we don't know what's going on in their head, so we don't know what's going on in their thoughts, so we don't know what's going on in their feelings, and we have to interpret them in the best way that we can in the hope that we are spot on.*

*O2S005-2 weeks*

Particularly for the dignity question, some respondents struggled to come to a judgement because they were unsure whether to answer from the perspective that attempts were made to maintain the dignity of the resident, or from the perspective that what the resident was facing was intrinsically undignified:

*... as carers we do try and maintain their dignity all the time, but when you're having to give somebody a wash, it's not very dignified, so they probably would feel like there is no dignity in it. But to us we're doing it in the most dignified manner, so it's a struggle to answer this question ... It's quite a hard question to answer because if you write it from a carer's point of view, we would put that we do maintain their dignity and respect but they probably feel like it's not ...*

03S011-4 weeks

A few proxy respondents at times felt a conflict when responding to the questions relating to their role as a provider of care because of the self-judgement involved:

*The only thing is I have to be careful that I don't answer them as my job and not the person, because it's my job to think people are being treated and respected, and it's my job to make sure people have got support, and if I thought somebody wasn't being treated, I'd be very disappointed ...*

07S004-4 weeks

### Coming to a judgement

In practice, different proxy respondents drew on a number of sources when making their judgements, with some drawing on more than one source of information. Specifically, proxy respondents drew on communication from the resident, their knowledge of the resident and their family, their knowledge of the condition and their knowledge of the nursing home and observable cues, and they also made assumptions.

In a very small number of cases, respondents were able to give proxy responses to the items in the capability instruments based on their ongoing communication with the resident:

*... knowing this particular person makes it a lot easier, because he is able to express himself. If a person isn't able to express themselves, they're relying on you to get it right, that bit I find a bit difficult.*

06S008-baseline

Knowledge of the resident, and indeed of the people close to the resident, was important information that the proxy respondents drew on when available:

*Quite easy, we know the residents very well so.*

03S011-4 weeks

For attributes that focused on relationships (attachment, love and friendship), the proxy respondent's knowledge often came through visits from family and friends, whereas for attributes related to the functional abilities of the resident (control, choice) the proxy respondent often drew on their direct knowledge of the caring situation. For attributes related to affect (feelings), respondents also drew on their own knowledge of the resident in some circumstances. Only a few proxy respondents had direct information that enabled them to answer the question on preparation:

*... he's got he's full access to be with the people he cares about most all the time, most of the time, so yes, he has.*

07S004-4 weeks

*... he's able to be independent in a few things 'cause when he came to us, he wasn't even using a knife and fork and things, so he'll hold his own cup and things now, so he's got a little bit of independence there.*

04S002-4 weeks

*Enjoyment and pleasure. I'm going to have to tick two. Because he doesn't tend to participate in one to ones or group situations, and when [wife] comes, although he appears to smile, it's not like a happy smile, and it's a smile that wears off and he just sort of sits there . . .*

02S005-2 weeks

However, the ability of the proxy respondent to know the resident well did rely in part on the nature of the resident:

*More probably because they're a bit closed book, like I say people are different and this patient is a bit closed book, so where you've got more flamboyant patients or you know a bit more character, this was a bit like mind-reading so, but I think pretty much got there, me and [name of staff member] both put our heads together on it so.*

03S009-baseline

Some proxy respondents used their knowledge or perceptions of illness, particularly in relation to advanced dementia, when responding to some of the capability questions. This information was used particularly for questions about aspects that were likely to be affected by cognitive issues but that were less observable than other similarly affected capabilities, for example in relation to security (thinking about the future without concern) and role (doing things that make you feel valued):

*I will presume on the thinking about the future, because he's got short-term memory loss that he doesn't generally think about it with any concerns, in his day-to-day life . . .*

01S004-2 weeks

In some cases, respondents drew on their knowledge of the nursing home when responding to the capability questions. This knowledge tended to be used most often when responding to questions about personal interaction between the resident and other individuals, including attachment, enjoyment, love and affection, dignity and support:

*Yeah, so being treated with respect, being spoken to with respect, having their religious and spiritual beliefs respected, being able to be him- or herself, being clean and having privacy. Well that's what we strive for, so I'll put . . .*

01S003-2 weeks

On some occasions respondents used observable 'cues' to arrive at a judgement, particularly for attributes related to feelings. These cues included both facial expressions and agitation; however, proxy respondents were also sometimes aware that these cues might be interpreted inaccurately:

*Emotional suffering, worries and stress. Sometimes he'll pull a face when he's suffering stress or anything.*

06S012-baseline

*Physical suffering . . . it's weird because he doesn't show any outward signs of physical suffering. Now whether he can't express physical suffering, I'm not really sure . . .*

06S002-2 weeks

Finally, on occasion, and having exhausted other sources of information, proxy respondents resorted to making assumptions; this was most marked in relation to the preparation attribute:

*I haven't a clue if he's got any of this in place or not. I'm assuming he would have had this conversation with his wife . . . so I'm going to put a few, I don't know, I haven't a clue, I'll put a few 'cause I would like to think that he's got something in place with his wife, but I don't know 100%.*

01S003-2 weeks

## Learning for a future trial

The way that proxy respondents complete measures on behalf of those with advanced dementia should be accounted for when interpreting data collected in this way.

## Discussion

The economic element of the feasibility study has explored the issues with collecting resource use data from nursing homes to estimate the costs associated with Namaste Care provision, and has explored the use of new economic outcome measures, the ICECAP-O and ICECAP-SCM, when these are completed by paid nursing home staff acting as proxy respondents for residents with advanced dementia. Collecting resource use data was found to be feasible, although in some areas the quality of the data could be increased. The completion of measures by proxy respondents was explored in depth; respondents were aware of the difficulties and limitations they faced when answering questions on behalf of residents, but they worked hard to draw on available information so that they could answer the questions and reflect residents' quality of life as best they could.

At the time this study was conducted, the costs of Namaste Care had not been estimated, but the basis of Namaste Care is that it is cost neutral;<sup>181</sup> the intervention is intended to involve the use of existing resources in additional ways (although there is also the suggestion that some additional resources could be used to help with atmosphere and activities).<sup>154</sup> Therefore, the costing of Namaste Care in this study included only the additional costs associated with its provision. However, nursing homes were found to differ in the extent to which they incurred additional costs, with some incurring no additional costs and others incurring costs equivalent to an average of £222 per resident across a 4-week period. Recent research has used a modelling approach to estimate the costs of nursing home provision with and without nursing care, suggesting an additional cost per Namaste Care session per resident of £8–10.<sup>181</sup> The costs found here, by contrast, reflect the reality that different nursing homes will implement this form of care in different ways, resulting in different resource implications; the costs reported here also reflect that not all residents attended all available sessions. Nevertheless, when nursing homes did incur costs, the mean cost was very similar to that reported by Bray *et al.*<sup>181</sup>

Other studies have conducted think-aloud research for ICECAP-O and ICECAP-SCM in different contexts. The error rate in previous research for ICECAP-O for older people with hip problems was similar (7%) to the rate in this study,<sup>207</sup> whereas the error rate for ICECAP-SCM was found to be lower both when completed by patients (3.9%) and when completed by health professionals acting as proxy (6.7%) in a hospice.<sup>204</sup> These marginally higher error rates are likely to be a reflection of both the proxy completion and the residents' lack of ability to communicate fully with care staff.

The major limitation of the work is the sample size in the quantitative element. Small numbers of residents included in the study mean that it was not possible to explore the validity or sensitivity to change of the economic measures used, beyond simple cross-sectional correlations. The think-aloud study was also smaller than planned, although saturation in understanding completion of the measures was reached in relation to the analysis of the qualitative data. Although some carer information was collected, this was of limited value given the very small numbers available, and it was not analysed further.

A full economic evaluation should focus on obtaining good estimates of resource use in relation to GP visits, inpatient stays, outpatient visits, ambulance costs and medication, as these are the main drivers of cost. A future trial should put in place study-specific data collection in relation to GP visits to ensure that these are defined and measured in a standardised manner across nursing homes. Procedures should also be put in place to ensure that records for trial participants are not archived prior to data collection. Additionally, a full trial should obtain further information about variation between nursing homes in the extent to which they incur additional resource use in providing the Namaste Care

intervention. This will enable better understanding of the opportunity costs associated with providing the intervention, the role that excess capacity plays in provision, and the relationship between additional resource use and the fidelity with which Namaste Care is provided.

The strength of the correlation between those measures considered most appropriate for a full trial (here the QUALID and CMAI) and the potential economic outcome measures that could be used provides one basis for choosing between economic outcome measures to be included in a full trial. Here, for both QUALID and CMAI the correlations were strongest with ICECAP-SCM, suggesting that this measure might provide the most appropriate basis for measuring outcomes for a full economic evaluation; this measure also specifically targets the end of the life-course. Nevertheless, any decision about the outcomes to be included should also take into account the policy context, including the recommendations of organisations such as NICE for social care research, at the time that the trial is commissioned. NICE currently recommends using a quality-adjusted life-year (QALY) or a social care QALY. A further evaluation alongside can be provided using capability measures. This latter approach is considered appropriate when broader outcomes encompassing health/social care outcomes and capability well-being are relevant (p. 86).<sup>195</sup>

Finally, the findings of the qualitative analysis have important implications for proxy measurement in advanced dementia beyond the specific economic outcome measures considered here, and may provide other researchers with useful information with which findings can be interpreted.



## Chapter 7 Patient and public involvement in the study

The aim of patient and public involvement (PPI) in the study was to ensure that the experiences of family members of people with advanced dementia who had died in nursing homes informed the design and undertaking. As suggested by the reviewers during the funding application, we sought to also include people with early-stage dementia, but we were unsuccessful in identifying such potential PPI partners through either the Alzheimer's Society or local contacts.

### Methods

The PPI in the study used three main approaches: (1) working with co-applicants/co-researchers, (2) establishing a public involvement panel and (3) representation on strategic oversight groups (the Trial Steering Committee and the International Research Advisory Group).

#### *Co-applicants/co-researchers*

The two representatives from the Alzheimer's Society Research Network who had helped design the original bid stayed on as co-applicants in the core study management group. They joined monthly teleconferences, main trial meetings and the protocol development meeting at the end of the study. This helped us to maintain a focus on making our research understandable by challenging the language we used and our underlying concepts.

#### *Public involvement panel*

We set up a public involvement panel. We recruited PPI partners from the Crewe area, as this was where our PPI co-applicants were located and where they had additional contacts through their local networks. In addition, one PPI partner lived in an assisted living facility where people with advanced dementia are cared for and an additional member was identified through this. We recruited five PPI partners including our two co-applicants. We met at the assisted living facility to ease travel for PPI partners.

The public involvement panel worked alongside the research team. It was facilitated by Nancy Preston and supported by the research associate. The panel helped to review study documentation, to support information given in care homes (in person), and to analyse and develop a further study. The group met six times during the study, as well as communicating by e-mail. At the initial meeting, the group agreed that, in their experience, current care was variable – at times excellent, but at other times inadequate – and that there is a need to improve the care for people with advanced dementia at the end of life in nursing homes.

#### *Representation on strategic oversight groups*

We ensured that there was PPI representation on both the Trial Steering Committee and the International Research Advisory Group. Members attended the relevant meetings in person or by teleconference.

### Study results

#### *Co-applicants/co-researchers*

The two PPI co-applicants have been invaluable to the research. They have maintained the voice for people with dementia and families caring for people with dementia. They immersed themselves in all

aspects of the research by attending training events about the Namaste Care intervention but also by taking part in consultation exercises related to phase 1 of the study (realist review). They were integral to the writing of the report and to discussing the findings and take-home messages.

### *Public involvement panel*

The public involvement panel was very successful and we have replicated this method for engaging PPI partners in subsequent research bids. We started with six members, but over time two members dropped out. These were the members with perhaps less current involvement in the direct care of someone with dementia.

The initial meeting focused on getting to know one another and sharing expectations of what the panel could focus on. The initial meetings involved explaining our research methods and giving an account of the Namaste Care intervention. We gave plenty of time for questions and these in turn helped us to develop our methods of communicating about the trial.

A key concern for us was convincing nursing homes of the value of conducting regular Namaste Care sessions, ideally twice per day every day. One of the members of the public involvement panel was able to share how important regular activity was in the care of her husband and explained that, when this had failed, it had major repercussions. This was supported by the experience of other members of the public involvement panel. This information was then shared at the training sessions with nursing home staff to reinforce the message.

The panel reviewed all of the outcome measures; these were predominantly the questionnaires but also included the ActiGraph device. All of the questionnaires were provided in one booklet and the panel gave detailed feedback about the wording used to introduce the booklet and each questionnaire. In addition, they helped us remove wording that could cause anxiety for the carers, such as references to end of life. When reviewing the booklet of questionnaires, one PPI member became slightly distressed. He assumed that the inclusion of questions about certain symptoms meant that his partner would ultimately experience these symptoms, and this made him anxious about the future. We were able to discuss this at the meeting, but it was an important lesson for the researchers about how best to phrase requests of PPI partners and to give more explanations about the tools we use, which cover a broad range of possible symptoms and do not necessarily mean that everyone will experience these. With respect to the ActiGraph device, the members of the public involvement panel stressed the importance of knowing someone's life story in relation to wearing this, for example, if the person wore a watch and, if so, on which wrist they wore it. In addition, they suggested clear processes for staff to follow if a person did not want or no longer wished to wear the ActiGraph device.

The public involvement panel became involved in recruitment at the nursing homes. One or two members joined researchers at all our site initiation visits. Their role was to support the researchers when discussing the trial both with care home staff and with carers of residents. This also meant that family members could speak to someone, other than the researchers, who understood not only the trial but also the experience of caring for a relative with dementia. The panel members were able to answer questions about the study using more accessible language.

Finally, the public involvement panel members were involved in looking at our analysis. Not only did they assist in ensuring the clarity of results but they also asked pertinent questions from their perspectives about what would be interesting for family carers to know. They were particularly interested in the results from the ActiGraph device and were involved in discussions about how the data could be shared in a meaningful way. We agreed that an overview of the results was most appropriate. The panel also attended the dissemination activities after the trial.

The public involvement panel members wrote their own piece for the Alzheimer's Society research network newsletter about their involvement in the study as part of a longer article about involvement in research.<sup>209</sup> The relevant extract is presented below:

*Our PPI brief is to comment on the research as it progresses and ask for any clarification we feel is needed, advise on communications with people with dementia and their carers, and assist with dissemination and evaluation. We have current knowledge of practice in care settings and can ground the academic theory of care research in the reality of care practice. We are well placed to suggest what is likely to be possible, which can save time, effort and money. And as we're not intimately engaged in the research, we can stand back and call attention to the more general but equally important aspects of the work, such as making sure the findings are shared widely.*

*Reproduced with permission from Alzheimer's Society, 2019. Care and Cure Magazine<sup>209</sup>*

The public involvement panel members felt that, should the study lead to a main trial, an explanatory leaflet for relatives would be helpful.

### **Representation on strategic oversight groups**

One panel member sat on the Trial Steering Committee and one PPI member sat on the International Research Advisory Group. They were able to attend three Trial Steering Committee meetings and one International Research Advisory Group meeting, respectively.

## **Discussion and conclusions**

Above all, the public involvement panel kept the experiences of people with dementia, and of people caring for those with dementia, central to the study. They grounded an academic research study in the reality of lived experience, not least by making it possible for us to hold meetings in the assisted living facility. Time and again they reminded us of the importance of the ultimate goal of our research: to contribute to improvements in care for people with advanced dementia.

Their panel members' feedback on outcome measures was particularly helpful in ensuring that our research tools (the questionnaires and the ActiGraph device) would be used. The questions they asked about our results helped us to refine and clarify our data analysis. Having their support for discussions at the nursing homes was also very useful. Making sure that the public involvement panel members could understand each aspect of the study as it unfolded challenged us to be really clear in our own thinking, not to make any assumptions, and to be realistic about our research methods, population and environment.

We had wanted to involve people with early-stage dementia in the public involvement panel but were unsuccessful, even with the support of the Alzheimer's Society. This would still be our aim for future studies. We surmise that the research focus on end of life may have been discouraging for some eligible PPI partners. However, working with family carers gave us extremely useful insights, particularly as some members of the public involvement panel were caring for a partner with dementia at that time.

## **Reflections**

University researchers are sometimes accused of being remote from their subject matter and particularly from the people/environment they are researching. The public involvement panel kept us very much grounded in the world of people living with advanced dementia; with their help, we built a bridge between academic research and the families and staff in the nursing homes whose residents constituted our research population.

- Having a dedicated public involvement panel was very useful and provided broader PPI than drawing on the experiences of one or two individuals. We had access throughout the study to a wider and more differentiated perspective and to a range of lived experience.
- Hosting meetings in the area local to the panel members, specifically in an assisted care facility for all of these meetings, kept the focus on the setting in a very real way. We also held some Trial Steering Committee meetings there. Although the aim of this was to allow the PPI partners to attend more easily, it had an unforeseen additional benefit: for some members of the wider research team, this was their first experience of visiting such a facility. It was another instance of connecting two otherwise unconnected worlds.
- Involving the public involvement panel in site visits at kick-off events was a bonus in terms of engaging and reassuring family carers about the study. We learned that PPI members need some support and training/guidance beforehand for everyone to benefit fully.
- We should be very aware of the content of the questionnaires on which we ask PPI members to comment. We now know that we need to explain the purpose of having a wide range of questions and that these are typically broad to allow all information on all potential experiences to be collected. We must not distribute by e-mail material that may give rise to anxiety. In this instance, briefing about the content needed to be given before the questionnaires were sent out for comment. We also need to be prepared to support PPI members who may become upset when they get a glimpse into a possible future.
- In general, PPI partners need to tell their stories and we need to allow time for this. During the telling people may become upset and we need to offer support within the group. We are asking people to engage and advise on our research, which, given its focus, requires them to reflect on some very distressing experiences.
- As with most human interaction of any kind, relationships are key. Having a PPI lead within the research team who could liaise between our co-applicants/co-researchers and the public involvement panel was greatly appreciated.
- The benefit of patient involvement in the research is not all one way. As the project developed and deepened, the PPI members enjoyed the learning experience, the increased understanding from participating in an in-depth study, and – particularly for the co-researchers – having a valuable experience to carry into future research. In addition, at our final meeting, one public involvement panel member commented: 'I'll be better able to tread the path I'm on from what I've gained from being part of this study. And I hope my wife [living with dementia] will be a beneficiary too.'

# Chapter 8 Discussion

## Main findings

The aim of this feasibility cluster randomised controlled trial, preceded by a realist review and intervention refinement phase, was to ascertain the feasibility of conducting a full trial of the Namaste Care intervention. From the realist review we identified the importance of activities that developed moments of connection for people with advanced dementia. This fed us to refine the intervention by developing a resource that staff unfamiliar with Namaste Care could easily understand and offering flexibility in delivery.

The key findings of the feasibility trial are presented under the objectives outlined in *Chapter 1* and in *Table 32*.

### *Sampling and recruitment of nursing homes*

It was possible to recruit both nursing homes and residents, but this took several months. The length of time from initial contact to the baseline visits at the start of the study was, on average, 34 weeks, reflecting the time needed to identify facilities and then address contractual arrangements. In some sites the recruitment of the initial four residents in each nursing home took up to 2.5 months.

### *Recruitment, retention and attrition rates*

Of the eight nursing homes recruited, six remained in the trial (two withdrew before the trial started). Only one resident withdrew after the trial began, for health reasons; four other residents died during the study. The rate of attrition among informal carers was low.

### *Selection, timing and administration of primary and secondary outcome measures*

The choice of two primary outcome measures was to inform a future trial. The quality-of-life tool (QUALID) was appropriate, but the quality-of-dying measure (CAD-EOLD) was not, because those well enough to attend Namaste Care in a group context were not imminently dying, and their deterioration was not fast. One secondary outcome measure (CMAI) was found to be useful in this population. Data from both the QUALID and the CMAI, although not analysed for effect, did show a change in scores at 4 weeks, and in QUALID at 24 weeks, indicating an improvement for residents. For QUALID, this was sustained until measurement at 24 weeks. Measuring the primary outcome at 4 weeks was appropriate given the slow deterioration in this population. The ActiGraph device was acceptable to wear, and data were collected with minimal device failure. This mode of data collection addresses the limitations of proxy outcome measures in offering objective measurement, but there are still questions to be answered about the clinical relevance of the findings. All economic outcome measures (EQ-5D-5L, ICECAP-O and ICECAP-SCM) were feasible for proxy completion, with high completion rates and a weak to strong correlation with QUALID recorded at the different time points. Staff proxy respondents noted some difficulties in completing the ICECAP capability measures in a think-aloud study.

### *Intervention acceptability, fidelity and sustainability*

The Namaste Care intervention was acceptable to staff delivering it, to the family members of people with dementia receiving it, and to the people with dementia receiving it, in the opinion of those staff and family members. The person-centred nature of the intervention allows residents to change their response to what is offered, allows residents to not participate on particular days or to stop participating during a session, and allows for changes in activity to better meet in-the-moment needs. This is supported by the realist review. In our programme theory (see CMO2), we concluded that because Namaste Care includes a range of activities it is easier for staff to find activities that meet individual preferences and responses.

The aspiration of the intervention's originator was for Namaste Care to be delivered in two sessions per day, each 2 hours long. This was not consistently possible in any of the facilities. When Namaste Care was delivered twice per day, the sessions were shorter. The delivery format reflected the space available, staffing levels and routines in each facility. We understand that a forthcoming version of the originator's book will acknowledge the challenges in delivering 14 2-hour sessions per week and will support a more flexible delivery model to suit different nursing home contexts (Joyce Simard, March 2019, personal communication).

In terms of sustainability, delivery fidelity changed over time, partly reflecting wider seasonal staffing issues. No longer taking part in a trial has allowed sites to continue to deliver Namaste Care in a way better suited to their resources and environment. We conclude that the implementation and delivery of a person-centred intervention needs to be nursing home centred.

The health economics costing analysis found that homes differed in the extent to which they incurred additional costs from providing Namaste Care, with some incurring no additional costs and others incurring costs equivalent to an average of £222 per resident across a 4-week period.

### **Primary and secondary outcomes for a full trial**

We propose that end-of-life-specific measures may not be the most appropriate to use with people with advanced dementia receiving Namaste Care in a group context; the study criteria exclude people who are towards the end of their lives because they are too unwell to join a group activity, but such people are naturally the focus of many end-of-life measures.

#### ***Validated interview measures***

Of the two contender primary outcome measures, quality of life was judged to be the more appropriate for evaluating this intervention in this population. Although people with advanced dementia were recruited, they were not near enough to the end of life for a quality-of-dying measure to be appropriate. The secondary outcome measure for agitation (CMAI) was also judged appropriate to evaluate this intervention. However, as identified in the interviews with staff about data collection and in the think-aloud interviews, staff found it challenging to complete the proxy tools in terms of having the confidence to assess the experiences of people with dementia. Caution therefore needs to be used when interpreting such results.

#### ***Actigraphy***

As a device for data collection, the ActiGraph device was acceptable to and tolerated by all participants. In the light of the one adverse event identified, we would recommend that the watch be used only on the wrist in this population to ensure that it can be checked for any irritation more easily and more often. Further consideration is needed of how best to use these data to support the findings from the proxy outcome measures.

#### ***Informal carer outcomes***

Data were collected from informal carers who participated. The SWC-EOLD, which focuses on care at the very end of life, was therefore not the most appropriate informal carer measure. The numbers were too small to make meaningful statements about completion rates.

#### ***Nursing home staff outcomes***

Measures were less well completed than proxy measures on residents.

#### ***Additional data***

Data on the organisation's readiness for change were collected to provide context for implementation. Some items are not necessarily transferable to a UK context, particularly with respect to resources. We would therefore recommend not including this in a full trial.

## Strengths and limitations

This feasibility study has demonstrated that it is possible to undertake research in nursing homes and to collect nearly complete sets of proxy and objective data on a generally under-researched and vulnerable population. Recruiting nursing homes is possible, but allowance for withdrawals needs to be made in sample size calculations. All of the participating nursing homes delivered the intervention over a 6-month period as allowed by their physical environment, their care routines and their staffing levels.

One limitation of this study was that it was designed as an end-of-life study, but the population needed to be 'well' enough to take part in the Namaste Care sessions and so would not necessarily be in the last weeks of life. The residents in this study were not at the end of their lives, but rather required palliative care to maximise their quality of life. This changed the parameters of any decision about primary outcomes to include measures that would help determine changes in engagement among people with dementia, either from agitation to calm or from apathy to interest.

Nursing homes were randomised in a ratio of 4 : 2 to the intervention and control arm, respectively. However, the number of residents recruited was nearly the same, at 18 and 14, respectively. This reflected the limits of the spaces used to deliver the intervention. In a future trial, this needs to be considered if a ratio of 1 : 1 is not used to randomise between arms.

Recruitment was influenced by staff 'choosing' who should receive the intervention based on its perceived acceptability to residents and family members. In the control nursing homes, selection was based on family members' perceived willingness to allow their relative to take part. The trial did not recruit to target, reflecting wider organisational issues of delivering the intervention within predetermined spaces. Further recruitment of residents after the initial 4-week period was not possible in facilities with smaller spaces for Namaste Care. This was because residents who were initially recruited to the study continued to receive Namaste Care and so there was no space to introduce new residents. This limitation could be addressed by allowing facilities to determine the number of participants to be recruited, or by being more specific about the amount of space required for delivering Namaste Care.

Neither the researchers nor the staff completing the proxy measures were blinded, although the use of actigraphy aimed to offer an alternative form of data collection that would address the limitations of proxy reporting. These limitations will remain in a future trial because of the population receiving the intervention. Ensuring that the same staff member completes the proxy measures at each time point, as far as possible, would help to reduce inconsistency.

Issues were also identified among staff in nursing homes when the intervention training was conflated with research processes.

## Interpretation for a future trial design

In this section we consider a review of the full trial indicators written at the start of the study, and we consider how a full trial could be undertaken reflecting the findings from phases 1 and 2 and the feasibility trial. We review the full trial indicators, present a sample size calculation for a full trial, address key methodological challenges raised in this study and how they could be resolved in a future trial, and propose a time frame for a future trial, with a modified design. We also consider modifications to the intervention specification and implementation.

### Review of full trial indicators

We have reviewed the full trial indicators as articulated in the funding bid (*Table 32*). The feasibility trial indicators were partially met. The acceptability (to staff and family) and appropriateness of the intervention in a UK context was met, but not the dose indicator with respect to the frequency of

TABLE 32 Review of Namaste Care full trial indicators

| Indicator   | Achieved if  | Achieved  | Commentary   |
|---|--|-----------|--|
| Recruitment rate  | Six residents per care home recruited  | Partially | <p>Four to eight recruited</p> <p>Met in control sites: six and eight recruited</p> <p>Partially met in intervention sites: four or five in intervention homes. Further recruitment of residents after the initial 4-week period was prevented in facilities with smaller spaces for Namaste Care. This was because residents who were initially recruited to the study continued to receive Namaste care so there was no space to introduce new residents. Starting the intervention with eight residents rather than four would ensure that facilities choose large enough space. This would favour larger nursing homes</p> |
| Attrition rate  | No more than two residents per care home cease receiving the intervention because of practical or preference issues                        | Yes       | Only one resident withdrawn from one nursing home and this was because they moved to another facility  |
| Number of Namaste Care sessions delivered in a week by care home staff  | At least 7/14 sessions held per week (50% per week)  | No        | 30% of possible sessions held, if delivered twice per day for duration of study. Note that where two sessions per day were held in one facility, the total length of Namaste Care delivery was no higher than that in other homes offering Namaste Care once per day   |
| Average length of Namaste Care session  | 1.5 hours  | No        | <p>Range 0.87–1.91 hours; only one facility had an average &gt; 1.5 hours</p> <p>Total range 0.08–2.25 hours</p>   |
| Potential primary outcome data completion   | 80% of residents participating in the study had CAD-EOLD and QUALID questionnaires completed for them                                      | Yes       | <p>Completion rates</p> <p>Baseline: 100%</p> <p>4 weeks: 96.88% (one questionnaire not completed) for both tools</p> <p>24 weeks: 94% (one questionnaire not completed) for both tools</p>  |
| Namaste Care intervention acceptability to staff and family   | Intervention described as acceptable in terms of components of care provided, timing and frequency of delivery                             | Yes       | Frequency of delivery acceptability shown by numbers and length of sessions delivered  |
| Namaste Care intervention suitable for UK nursing home environments   | Intervention described as suitable for this context  | Yes       | Adapted to different environments and delivered in dedicated and shared spaces   |
| Identification of a sufficient pool of potential nursing homes, reflecting nursing home diversity, that would be willing to participate in a full trial | Identified a pool of nursing homes willing to participate in a future trial, which exceeds the proposed sample required for a future trial | Partially | Data available from CQC and ENRICH show that a sufficient number of homes meet our criteria. We have not established willingness, as experience of identifying nursing homes ahead of time shows that this is of limited value   |



session or length. Recruitment of residents was possible and was limited by the Namaste Care space rather than by an inability to recruit appropriate residents. Once recruited, attrition to receive the intervention was low, and only four deaths were recorded among the sample over 6 months. There was an almost 100% completion rate for the primary outcome measures and little attrition, as expected in an end-of-life study. The numbers of deaths are more in line with those in a palliative population.<sup>210</sup>

On this basis, we propose that a full trial would be possible given the following recommendations regarding the trial design, changing the intervention specification to make it more person centred and changing the implementation process so that it can be used flexibly in different nursing homes.

### **Sample size calculation for a definitive trial**

We consider two potential primary outcome variables for a definitive trial, QUALID (quality of life) and CMAI (agitation). Analysis of the primary outcome at 4-week follow-up would use a mixed analysis of covariance model, with nursing home as a random effect and baseline value of the outcome measure as a covariate. To calculate the sample size, we need estimates of the following parameters.

### **Standard deviations of the outcome at follow-up**

The observed SDs in the Namaste Care feasibility trial were 7.2 for QUALID and 7.2 for CMAI. We will assume a SD of 8 for both outcomes. The other trial of Namaste Care<sup>31</sup> used QUALID as primary outcomes and assumed a much lower SD (4.9), but other reports have SDs more similar to ours.

### **Intracluster correlation coefficient**

The observed ICC in the feasibility trial was 0.10 for QUALID and 0.26 for CMAI. Owing to the small number of clusters, these estimates are likely to be very imprecise. A recent cluster trial of 33 nursing homes in Norway<sup>211</sup> showed ICCs of 0.15 for QUALID and 0.10 for CMAI. Required sample sizes for a range of values between 0.10 and 0.25 are presented.

### **Correlation between population cluster means at baseline and follow-up**

This quantity is used to estimate the efficiency gain from adjusting for baseline value using analysis of covariance. This is difficult to estimate accurately with a small number of clusters and is related to the correlation between baseline and follow-up at both the participant and the cluster levels. Our observed correlation between baseline and follow-up at participant level was 0.57 for CMAI and 0.54 for QUALID. We will use a more conservative estimate of 0.30 to adjust the sample size calculation.

### **Minimum clinically important difference**

Another trial<sup>31</sup> used a minimum clinically important difference of 4 points for QUALID but assumed a much lower SD than we observed. Little information seems to be available on what difference on the CMAI is meaningful. Based on our assumption of a SD of 8, a difference of 4 would be a medium standardised effect size of 0.5. Sample sizes for a range of minimum clinically important differences are presented in *Table 33*.

### **Required sample sizes ( $\alpha = 0.05$ and 90% power) for cluster sizes of four and eight**

Values are the total number of nursing homes required, with number of participants in brackets (see *Table 33*). For example, four participants per nursing home to detect a difference of 4 points with an ICC of 0.10 would require 26 homes and 104 participants per group, for a total of 52 homes and 208 participants.

We propose that the sample size per cluster be eight rather than four, but we recognise that this will be determined by the size of the facility and the space available for delivering Namaste Care.

## **Sampling and recruitment**

### **Nursing homes**

To undertake a full trial, the funders requested data on the availability of nursing homes that would meet the inclusion criteria and represent a range of provider types, size and resident care needs. Using data

TABLE 33 Sample size calculation

| ICC                            | Minimum difference to detect (points on scale) |          |          |          |
|--------------------------------|--|----------|----------|----------|
|                                | 3  | 4        | 5        | 6        |
| Four participants per cluster  |  |          |          |          |
| 0.10                           | 90 (360)                                       | 52 (208) | 34 (136) | 24 (96)  |
| 0.15                           | 102 (408)                                      | 58 (232) | 38 (152) | 26 (104) |
| 0.20                           | 112 (448)                                      | 64 (256) | 42 (168) | 30 (120) |
| 0.25                           | 122 (488)                                      | 70 (280) | 44 (176) | 32 (128) |
| Eight participants per cluster |  |          |          |          |
| 0.10                           | 60 (480)                                       | 36 (288) | 22 (176) | 18 (144) |
| 0.15                           | 72 (576)                                       | 42 (336) | 28 (224) | 24 (192) |
| 0.20                           | 84 (672)                                       | 48 (384) | 32 (256) | 28 (224) |
| 0.25                           | 96 (768)                                       | 56 (448) | 36 (288) | 32 (256) |

Values are total number of nursing homes required (number of participants).

from the CQC (3 January 2019) and the inclusion criteria from this feasibility trial, 3719 nursing homes were identified that were rated 'good' or 'outstanding' in their last CQC inspection, cared for service users with dementia and had at least 30 beds. The CQC data do not allow the type of provider organisation to be clearly determined, but all types (for-profit, not-for-profit and public sector) would be represented in this figure. We estimate that approximately 10% ( $n = 370$ ) would be registered as not-for-profit.

Including only nursing homes rated as 'good' or 'outstanding' reduces the potential pool. Including nursing homes rated as 'requires improvement' would increase the number by 1116 (32.5%) to 4439 sites. To improve the generalisability of findings it is important to include a broad range of facilities, but we are mindful that nursing homes that have to address CQC requirements may not want to undertake the added activity of research. Evidence suggests that CQC rating is related to both provider type (with lower quality reported in for-profit facilities)<sup>212</sup> and social care quality of life.<sup>213</sup> We could not find any studies looking at deprivation or geography and CQC ratings, but in an internal report the CQC<sup>172</sup> identified that 10% more locations in the East of England were rated as 'good' or 'outstanding' than in the North West.

Other studies undertaken in nursing homes have demonstrated that it is possible to recruit large numbers of nursing homes nationally. The DCM-EPIC trial<sup>214</sup> recruited 50 sites from three regions in England: Yorkshire, London and Oxfordshire. The inclusion of larger facilities (i.e. those with  $\geq 40$  beds) could create more economy of scale for the introduction of the intervention, but it would reduce the pool of potential facilities available.

Working with larger consortia does ensure senior management support for research, but this does not always equate to involvement from individual nursing homes. We would seek to include facilities from large private provider organisations, but we recognise that this does not always imply greater access to sites. The willingness of a nursing home manager to participate has to be established as close to the start of the study as possible. Changes in management (in the nursing home and externally when part of a larger group), or closures, cannot be predicted, but agreement close to the start should reduce late withdrawals.

We would also question whether or not the CQC quality criteria is an essential for inclusion. The facilities in this study all met the 'good' overall criteria, but two had elements that needed attention prior to the start of the trial, which were improved during the trial, and one during the trial had an area of improvement identified. The priority is ensuring that the 'caring' domain has received a 'good' or 'outstanding' rating in the last inspection by the time of recruitment. Given the intervention's emphasis

on person-centred care, for it to be effectively implemented requires a baseline quality of care delivery, which meeting this standard would ensure.

To ensure better retention of nursing homes, the research team would use two approaches. First, we would consider randomising nursing homes in blocks as they obtain the required approvals and permissions so that there is less time between this and the start of the trial. Second, we would provide all interested sites with clear information about the anticipated time frames and communicate with sites more often about the progress of study-wide approvals.

### Residents

Using the FAST score helped us to identify people with advanced dementia but did not identify an end-of-life population. The requirement to be able to join a group excluded people at the very end of life and those who were bed-bound, so we conclude that Namaste Care is not an end-of-life (i.e. last weeks of life) intervention but rather a palliative one. Consequently, this will change the inclusion criteria for the study so that potential sites would need to demonstrate their approach to person-centred dementia care, rather than to end-of-life care. Further work would be required with care home staff at the point of screening to ensure that residents are not screened selectively because of staff members' relationships with the resident and/or their family. Another way to increase resident recruitment would be to allow ongoing recruitment and consent so that individuals could join the trial when possible.

### Family

Proxy consent was obtained from personal consultees in all cases except one. The reliance on proxy consent did shape who was included in the study, as informal gatekeeping by staff led to residents being included based on their having more amenable family members, rather than their needs. To address this, further support is required for nursing home staff, both prior to the study and when screening potential residents, to avoid keeping out 'unsuitable' residents and those family members perceived to be more difficult. Engagement with family members is required early in the study process and is a recognised challenge in research with people who have capacity issues.<sup>215</sup>

### Staff

Successful staff recruitment requires active engagement with all staff both at the start and throughout the study. Recruitment of all staff and not just those on duty at the baseline visit would be the aim in a future trial. This would ensure that more data could be collected about the organisational domains that might affect implementation (e.g. person-centred culture).

### *Outcomes: selection, timing and administration*

The identification in the realist review of the importance of the moments of connection in the Namaste Care intervention has led to the person with dementia's level of social engagement being considered as an outcome of interest. However, because the direction of change in response to Namaste Care can be either greater social engagement or becoming calmer, it may be necessary to identify two primary outcomes or to identify an outcome measure that would allow for measurement in both directions. The CMAI (agitation measure) as an outcome, alongside a secondary measure of apathy, is proposed. A focus on using only the QUALID, CMAI and one further measure for apathy, supported by actigraphy, or another objective measure, would also reduce the administrative burden on proxy respondents.

The limitations of proxy data collection outlined in this study for the health and economic measures will continue through to a full trial, as there is currently no better alternative. However, there is no reason to believe that the effects of proxy measurement would differ between the trial arms as long as proxy respondents are selected in a similar manner in both. The collection of actigraphy data as an objective alternative that overcomes these limitations remains a possibility. If the primary outcome measure is agitation, it may be possible to support the use of these data to corroborate proxy reports in this domain. Consequently, we would propose that the proxy outcome measures still be used, but that caution is applied when interpreting their results.

The lack of blinding to the status of sites among the individuals completing outcome measures cannot be avoided because the tools require knowledge of the person being assessed and so it would not be possible to bring in external data collectors. This limitation will carry into a full trial.

Use of observation alongside the activity log of Namaste Care is not warranted in a future trial as fidelity was good. The selection of economic outcome measure(s) should follow policy guidelines when a full trial is commissioned. Currently, NICE social care guidelines<sup>195</sup> recommend a parallel evaluation based on capability measures, such as ICECAP, meaning that all three economic outcomes collected here (EQ-5D-5L, ICECAP-O and ICECAP-SCM) could be useful for aiding decision-making.

### **Data collection**

A number of practical points about data collection were identified during this trial that can inform a future trial. There was some confusion among nursing home staff about the difference between the intervention delivery and the accompanying research activity. This would suggest that a high level of researcher support is needed in the nursing home context. This would enable each site's principal investigator to fully understand and undertake their role, and it would also support the data collection during the trial. The use of the ENRICH network as a wider source of support and knowledge offers another way to support nursing homes as they engage in research.

Shortening and simplifying the data collection tools, particularly the Namaste Care activity session logs, would help improve data collection rates further.

From a health economics perspective, data collection should focus on the main cost drivers of Namaste Care (i.e. GP visits, inpatient stays, outpatient visits, ambulance costs and medication). Collecting study-specific data on GP visits and avoiding archiving patient data before these can be collected would be beneficial. A full trial should obtain further information about the variation between nursing homes in the additional resources they use in providing Namaste Care. This would enable the claim that this intervention is 'resource neutral' to be fully explored, considering where resource is reallocated as well as identifying what extra resources are needed and in what circumstances. This would enable us to determine if any excess treatment costs were present.

A clearer understanding of which data are collected as standard for nursing homes and where these are recorded is needed at the start of the trial. This is so the data collected that is not related to the intervention can reflect those already recorded. However, this is challenging because of the range of paper and electronic systems used across the sector.

In conclusion, we would propose that a pragmatic trial can be rigorous enough to measure efficacy in a robust way but flexible enough to allow an intervention to be delivered that would work in the nursing home setting. We anticipate that this trial would last for at least 3 years (set-up and recruitment of homes, 6–9 months; running the trial in nursing homes, 18 months; follow-up period, 6 months; and analysis and report-writing, 3–6 months). We would randomise nursing homes in blocks to reduce the waiting times for sites, to reduce the level of withdrawal.

### ***Intervention content and implementation***

We recommend that this person-centred intervention be implemented in a nursing-centred way, or in a way that allows context-level adaptation to occur.<sup>216</sup> *Table 34* presents the learning from this trial with respect to the intervention specification and also the implications for the implementation processes to support a future trial.

The focus of the intervention varied according to the needs of the recipient and staff confidence. Staff members reported flexibly using the intervention components as 'intuitive', reflecting some staff members' backgrounds in touch therapies. Hand massage was frequently used in this study, possibly reflecting what staff members had been taught during training. However, the use of 'loving touch' is

TABLE 34 Key elements from realist review, revised intervention specification and changes for future trial

| Key element   | Revised Namaste Care intervention specification   | How implemented   | Changes in future trial   |
|---|---|---|---|
| Importance of activities that enable the development of moments of connection for people with advanced dementia | Principle outlined in page 3 of Namaste Care guide<br>Multisensory activities outlined to address taste, smell, sound, sight and touch<br>Relational care – with staff and family (informal carers) | Evidence that all senses engaged with; strong emphasis on touch through hand massage<br><br>Activities addressing all five senses were offered; for example: <ul style="list-style-type: none"> <li>sight – tailored light in room</li> <li>sound – different styles of music</li> <li>taste – snacks and drinks</li> <li>smell – use of aromatherapy oils</li> <li>touch – massage, textured material</li> </ul><br>Staff and family reported changes in their connections with people with dementia | Give broader training to ensure that staff experience a wider range of activities so that they can offer options<br><br>Training and preparation of staff better links the importance of creating connection with how different activities may achieve this and how connection is understood and recognised<br><br>Ensure family engagement from the start of the study<br><br>Develop booklet for family members with public involvement panel |
| CMO1: providing structured access to social and physical stimulation  | Identified space<br><br>Regular sessions once or twice per day up to 7 days per week<br><br>Multisensory activities provided  | Space identified – dedicated room in three facilities<br><br>Dedicated time in dining room in one facility<br><br>Sessions run in facilities at least once per day. Staff able to deliver between 32% and 68% of available days<br><br>As above   | No change: establish a dedicated space reflecting what is available in the facility<br><br>Intervention is run once per day for a minimum of 60 minutes<br><br>Continue to deliver  |
| CMO2: equipping care home staff to cope effectively with complex behaviours and variable responses              | Training – off-site and on-site<br><br>Comfort assessment   | Off-site training attended by 49 staff<br><br>On-site training at three sites with between 6 and 15 staff   | Agree training location and approach with care home staff. On-site training required (with or without off-site training) with experiential approach to broad range of activities<br><br>Ongoing facilitation during trial   |
| CMO3: providing a framework for person-centred care   | Family conference<br><br>Identification of person-centred interests and activities; creation of personal memory box   | Life history work undertaken with all residents. Person-centred activities offered, reflecting person's interests   | Further consideration of an explicit person-centred care framework <sup>217</sup> will be used to structure activities  |

perceived as key to Namaste Care, and the realist review found evidence to suggest that hand massage has a positive impact on resident outcomes. Such an activity may be particularly beneficial because it combines social interaction with sensory stimulation, and it is a relatively easy way to introduce this concept and practice. Future training needs to incorporate a wider range of potential activities to promote their inclusion in Namaste Care sessions.

Identifying an appropriate person-centred framework to structure activities would strengthen the way in which the person-centred focus in Namaste Care is provided. For example, McCormack and McCance's person-centred framework<sup>217</sup> offers five dimensions (working with a person's beliefs and values, engagement, shared decision-making, having sympathetic presence, and providing holistic care) that map on to Namaste Care practice, but offers a theoretical and empirical basis for including these activities.

Discussions about introducing Namaste Care are important at the start of the study, even though staff members may feel that they are familiar with the concepts. Family and informal carer involvement is important not only in maintaining a person-centred focus on which activities are offered and to which residents, but also potentially as a wider resource for its delivery. The development of family-focused materials, as suggested by the public involvement panel, would support this engagement.

The setting used to deliver the intervention in a group context varied, which influenced how many people could be involved, what could be provided and for how long it could be provided. In multiuse rooms, the sessions were generally shorter. This is supported by the realist review. Studies suggested that there were practical benefits to having a designated space, as sessions were less likely to be cancelled because of competing priorities and because activities could take place as and when needed by residents. However, in our study, the site in which the Namaste Care room was used daily for other purposes delivered sessions most consistently. Flexible criteria for the Namaste Care space and an exploration of the use of volunteers and family members may create more options to ensure that the intervention can be delivered. Learning from other ongoing international studies in this area could inform recommendations.<sup>31</sup>

In terms of implementation processes, the resources created for the intervention delivery were well received, but not greatly referred to following the initial training. Further review of the materials, including the guide, would be undertaken prior to a full trial (see below) at which time consideration of family and volunteer roles could be addressed. The 1-day training with an external facilitator and follow-up visit was well evaluated, but a need for ongoing support was identified; for example, regular meetings for care home staff providing the Namaste Care to learn and share experiences would be beneficial.

The ongoing interest in Namaste Care has led to an Alzheimer's Society-funded implementation study of the intervention currently running.<sup>218</sup> As part of this study, a community of practice has been established ([www.adscommunities.ning.com](http://www.adscommunities.ning.com)) that could act as a wider resource and ongoing support in a future trial. The Worcester study team has also developed its own manual and training package, which would need to be reviewed before a main trial to ensure a coherent message about Namaste Care and its delivery.

## Conclusions

This feasibility trial fulfilled its main aim and objectives to ascertain the feasibility of conducting a full trial of the Namaste Care intervention, with respect to the delivery of the intervention and the conduct of research on the implementation and efficacy of the intervention in the nursing home context. The work across the three phases was supported by robust public involvement activity. The intervention is acceptable for people with advanced dementia from the perspective of their family members and staff, and also acceptable to informal carers and nursing home staff. The intervention can be delivered in a nursing home context. Delivering a complex person-centred intervention for a heterogeneous population (albeit all with advanced dementia), in different nursing home environments requires the intervention and implementation process to be 'nursing home centred'. A full trial therefore needs to be pragmatically designed that has the flexibility to encompass the person-centred and nursing home-centred intervention delivery and implementation processes.

## Implications for health care

The recognition that activities enabling the development of moments of connection for people with advanced dementia are important could be integrated more widely into service developments around person-centred care for people with dementia. We have developed a feasible intervention guide and have collected the information required to inform the design of a full trial. The intervention is feasible to deliver and no adverse effects were noted.

## Recommendations for future research

Future research needs to address the following issues:

- The feasibility study was not powered for efficacy, but some evidence from the outcome measures and interviews suggests that informal carers and staff perceived there to be benefit; this requires further research. Measurements of agitation and apathy/engagement as outcomes for a future trial, alongside quality of life, would build on the programme theory identified in this study, and further consideration is needed of other outcomes that could evaluate the reported different responses of participants.
- Research is required to establish how to evaluate the delivery of a complex person-centred intervention in a heterogeneous population (albeit all with advanced dementia), in a group context, in different nursing home environments, which requires the intervention and implementation process to be 'nursing home centred'. A full trial must have the flexibility to encompass the person-centred intervention delivery and a nursing home-centred implementation processes. The learning from other Namaste Care-focused studies nearing completion should be maximised to inform a future trial.
- Further work is required to examine the actigraphy data to identify how clinically meaningful conclusions can be drawn for this population prior to a full trial, which can inform practice, as this method of data collection offers an objective complement to proxy outcome data.





# Acknowledgements

We would like to thank the participating nursing home managers, nursing home staff, residents and informal carers for giving so generously of their time and enthusiasm to allow this study to happen. The contribution of Rachel Sharpe in the phase 1 realist review is acknowledged.

We would also like to thank the members of the Trial Steering Committee: Liz Sampson (chairperson), Adam Gordon (member), Paul McCrone (member), Chris Sutton (member) and Hilary Rhoden (public member).

We acknowledge the support and advice of the members of the International Advisory Group: Dawn Brooker, Sonia Dalkin, Amanda Hobson (public member), Sharon Kaasalainen, Deborah Parker, Joyce Simard, Jenny van der Steen and Ladislav Volicer.

We thank Amanda Hobson, Gladys Sarcher, Jane Spruce and Ted Thorley, who were members of the public involvement panel with experience of being family carers of people with dementia. We would like to thank the Alzheimer's Society for providing support through the Research Network in identifying public involvement members to work with us on this study.

The support of the Clinical Research Network and ENRICH was invaluable for site recruitment and data collection. Thank you to Sara Yearsley, Margaret Broughton Smith and Philip Tinkler.

The research was designed, conducted, analysed and interpreted by the authors, entirely independently of the funding sources.

## Contributions of authors

**Katherine Froggatt** (<https://orcid.org/0000-0003-0339-3877>) (Professor of Ageing and Palliative Care) was the chief investigator. She designed and co-ordinated the delivery of the study, and drafted and finalised the application, protocol and final report.

**Ashley Best** (<https://orcid.org/0000-0002-7268-8735>) (Trial Statistician) was the phase 3 feasibility trial statistician and carried out data analysis for phase 3.

**Frances Bunn** (<https://orcid.org/0000-0002-5885-918X>) (Professor of Health and Complex Conditions) co-led the phase 1 realist review. She designed and supervised the data collection for the realist review and drafted the findings.

**Girvan Burnside** (<https://orcid.org/0000-0001-7398-1346>) (Lead Statistician) was responsible for statistical aspects of trial design and supervised data analysis in phase 3.

**Joanna Coast** (<https://orcid.org/0000-0002-3537-5166>) (Professor in the Economics of Health & Care) conceived, designed and led the economic component of the research, including analysis, interpretation and writing.

**Lesley Dunleavy** (<https://orcid.org/0000-0002-5924-8145>) (Research Associate) undertook phase 3 nursing home and participant recruitment, data collection and qualitative data analysis.

**Claire Goodman** (<https://orcid.org/0000-0002-8938-4893>) (Processor of Health Care Research) co-led the phase 1 realist review and designed and supervised data collection and analysis for the realist review.

## ACKNOWLEDGEMENTS

**Ben Hardwick** (<https://orcid.org/0000-0003-1050-5777>) (Supervising Trials Manager) provided trial management guidance and support to the Trial Management Group for the phase 3 feasibility trial.

**Clare Jackson** (<https://orcid.org/0000-0002-1968-0961>) (Senior Data Manager) designed the case report forms, specified the database requirements and defined the cleaning checks for the phase 3 feasibility trial.

**Julie Kinley** (<https://orcid.org/0000-0003-0530-1489>) (Clinical Associate) co-led the phase 2 intervention refinement and facilitated phase 2 data collection.

**Anne Davidson Lund** (PPI member) was a PPI co-applicant, a member of the Trial Management Group and the co-chairperson of the public involvement panel. She also drafted the *Plain English summary*.

**Jennifer Lynch** (<https://orcid.org/0000-0002-2601-7498>) (Research Fellow) was the researcher for the phase 1 realist review.

**Paul Mitchell** (<https://orcid.org/0000-0002-7593-4460>) (Research Fellow in Health Economics) supervised the collection and analysis of the economic feasibility data, conducted an error analysis of the economic outcome data, contributed to the interpretation of the economic data, and revised *Chapter 5* for important intellectual content.

**Gareth Myring** (<https://orcid.org/0000-0002-7811-2091>) (Research Associate in Health Economics) collected economic data from nursing homes, conducted an analysis of economic cost data, conducted an error analysis of economic outcome data, contributed to the interpretation of the economic data, and drafted elements of the economic report.

**Shakil Patel** (<https://orcid.org/0000-0003-3931-8684>) (Trial Manager) led on the phase 3 feasibility study ethics applications and undertook recruitment and data collection in phase 2 and phase 3.

**Guillermo Perez Algorta** (<https://orcid.org/0000-0001-6610-4951>) (Lecturer) led on actigraphy use and analysis of actigraphy data.

**Nancy Preston** (<https://orcid.org/0000-0003-2659-2342>) (Professor of Supportive and Palliative Care) led the PPI activity and trial design oversight.

**David Scott** (PPI member) was a PPI co-applicant, a member of the Trial Management Group and the co-chairperson of the public involvement panel. He also drafted the *Plain English summary*.

**Kate Silvera** (<https://orcid.org/0000-0002-8470-0164>) (Data Manager) was responsible for performing database testing and centrally monitoring case report forms for missing data and inconsistent values.

**Catherine Walshe** (<https://orcid.org/0000-0002-4531-8608>) (Professor of Palliative Care) was the lead for process evaluation and co-lead of phase 2 intervention refinement. She designed and oversaw data collection and analysis for intervention refinement and process evaluation.

All authors provided a critical review and final approval of the report.

## Publications

Bunn F, Lynch J, Goodman C, Sharpe R, Walshe C, Preston N, Froggatt K. Improving living and dying for people with advanced dementia living in care homes: a realist review of Namaste Care and other multisensory interventions. *BMC Geriatrics* 2018;**18**:303.

Froggatt K, Patel S, Algorta GP, Bunn F, Burnside G, Coast J, *et al.* Namaste Care in nursing care homes for people with advanced dementia: protocol for a feasibility randomised controlled trial. *BMJ Open* 2018;**8**:e026531.

Walshe C, Kinley J, Patel S, Goodman C, Bunn F, Lynch J, *et al.* A four-stage process for intervention description and guide development of a practice-based intervention: refining the Namaste Care intervention implementation specification for people with advanced dementia prior to a feasibility cluster randomised trial. *BMC Geriatr* 2019;**19**:275.

## Data-sharing statement

All data requests should be submitted to the corresponding author for consideration. Access to anonymised data may be granted following review.



## References

1. Prince M, Bryce R, Albanese E, Wimo A, Ribeiro W, Ferri CP. The global prevalence of dementia: a systematic review and metaanalysis. *Alzheimers Dement* 2013;**9**:63–75.e2. <https://doi.org/10.1016/j.jalz.2012.11.007>
2. Reisberg B. Functional assessment staging (FAST). *Psychopharmacol Bull* 1988;**24**:653–9. <https://doi.org/10.1037/t08620-000>
3. Stephan A, Afram B, Koskeniemi J, Verbeek H, Soto ME, Bleijlevens MH, *et al.* Older persons with dementia at risk for institutionalization in eight European countries: a cross-sectional study on the perceptions of informal caregivers and healthcare professionals. *J Adv Nurs* 2015;**71**:1392–404. <https://doi.org/10.1111/jan.12493>
4. Froggatt K, Reitinger E. *Palliative Care in Long-term Care Settings for Older People. Report of an EAPC Taskforce 2010-2012*. Milan: European Association of Palliative Care; 2013.
5. Prince M, Acosta D, Ferri CP, Guerra M, Huang Y, Llibre Rodriguez JJ, *et al.* Dementia incidence and mortality in middle-income countries, and associations with indicators of cognitive reserve: a 10/66 Dementia Research Group population-based cohort study. *Lancet* 2012;**380**:50–8. [https://doi.org/10.1016/S0140-6736\(12\)60399-7](https://doi.org/10.1016/S0140-6736(12)60399-7)
6. Cox S, Cook A. Caring for People with Dementia at the End of Life. In Hockley J, Clark D, editors. *Palliative Care for Older People in Care Homes*. Buckingham: Open University Press; 2002. pp. 86–103.
7. Broad JB, Gott M, Kim H, Boyd M, Chen H, Connolly MJ. Where do people die? An international comparison of the percentage of deaths occurring in hospital and residential aged care settings in 45 populations, using published and available statistics. *Int J Public Health* 2013;**58**:257–67. <https://doi.org/10.1007/s00038-012-0394-5>
8. Houttekier D, Cohen J, Bilsen J, Addington-Hall J, Onwuteaka-Philipsen BD, Deliens L. Place of death of older persons with dementia. A study in five European countries. *J Am Geriatr Soc* 2010;**58**:751–6. <https://doi.org/10.1111/j.1532-5415.2010.02771.x>
9. van der Maaden T, van der Steen JT, de Vet HC, Hertogh CM, Koopmans RT. Prospective observations of discomfort, pain, and dyspnea in nursing home residents with dementia and pneumonia. *J Am Med Dir Assoc* 2016;**17**:128–35. <https://doi.org/10.1016/j.jamda.2015.08.010>
10. Hendriks SA, Smalbrugge M, Galindo-Garre F, Hertogh CM, van der Steen JT. From admission to death: prevalence and course of pain, agitation, and shortness of breath, and treatment of these symptoms in nursing home residents with dementia. *J Am Med Dir Assoc* 2015;**16**:475–81. <https://doi.org/10.1016/j.jamda.2014.12.016>
11. Mitchell SL, Teno JM, Kiely DK, Shaffer ML, Jones RN, Prigerson HG, *et al.* The clinical course of advanced dementia. *N Engl J Med* 2009;**361**:1529–38. <https://doi.org/10.1056/NEJMoa0902234>
12. Small N. Living well until you die: quality of care and quality of life in palliative and dementia care. *Ann N Y Acad Sci* 2007;**1114**:194–203. <https://doi.org/10.1196/annals.1396.019>
13. van der Steen JT, Radbruch L, Hertogh CM, de Boer ME, Hughes JC, Larkin P, *et al.* White paper defining optimal palliative care in older people with dementia: a Delphi study and recommendations from the European Association for Palliative Care. *Palliat Med* 2014;**28**:197–209. <https://doi.org/10.1177/0269216313493685>

## REFERENCES

14. Livingston G, Kelly L, Lewis-Holmes E, Baio G, Morris S, Patel N, *et al.* Non-pharmacological interventions for agitation in dementia: systematic review of randomised controlled trials. *Br J Psychiatry* 2014;**205**:436–42. <https://doi.org/10.1192/bjp.bp.113.141119>
15. van Uden N, Van den Block L, van der Steen JT, Onwuteaka-Philipsen BD, Vandervoort A, Vander Stichele R, Deliens L. Quality of dying of nursing home residents with dementia as judged by relatives. *Int Psychogeriatr* 2013;**25**:1697–707. <https://doi.org/10.1017/S1041610213000756>
16. van der Steen JT, Sampson EL, Van den Block L, Lord K, Vankova H, Pautex S, *et al.* Tools to assess pain or lack of comfort in dementia: a content analysis. *J Pain Symptom Manage* 2015;**50**:659–75.e3. <https://doi.org/10.1016/j.jpainsymman.2015.05.015>
17. Verkaik R, van Weert JC, Francke AL. The effects of psychosocial methods on depressed, aggressive and apathetic behaviors of people with dementia: a systematic review. *Int J Geriatr Psychiatry* 2005;**20**:301–14. <https://doi.org/10.1002/gps.1279>
18. Great Britain. *Data Protection Act 1998*. London: The Stationery Office; 1998.
19. Small N, Froggatt K, Downs M. *Living and Dying with Dementia. Dialogues about Palliative Care*. Oxford: Oxford University Press; 2007. <https://doi.org/10.1093/acprof:oso/9780198566878.001.0001>
20. Simard J. *The End-of-life Namaste Care Program for People with Dementia*. 2nd edn. Baltimore, MD: Health Professions Press; 2013.
21. Fullarton J, Volicer L. Reductions of antipsychotic and hypnotic medications in Namaste Care. *J Am Med Dir Assoc* 2013;**14**:708–9. <https://doi.org/10.1016/j.jamda.2013.06.002>
22. Simard J, Volicer L. Effects of Namaste Care on residents who do not benefit from usual activities. *Am J Alzheimers Dis Other Demen* 2010;**25**:46–50. <https://doi.org/10.1177/1533317509333258>
23. Kitwood T. Toward a theory of dementia care: ethics and interaction. *J Clin Ethics* 1998;**9**:23–34.
24. Kitwood T, Bredin K. Towards a theory of dementia care: personhood and well-being. *Ageing Soc* 1992;**12**:269–87. <https://doi.org/10.1017/S0144686X0000502X>
25. Li J, Porock D. Resident outcomes of person-centered care in long-term care: a narrative review of interventional research. *Int J Nurs Stud* 2014;**51**:1395–415. <https://doi.org/10.1016/j.ijnurstu.2014.04.003>
26. Downs M, Small N, Froggatt K. Explanatory models of dementia: links to end-of-life care. *Int J Palliat Nurs* 2006;**12**:209–13. <https://doi.org/10.12968/ijpn.2006.12.5.21173>
27. Stacpoole M, Hockley J, Thompsell A, Simard J, Volicer L. The Namaste Care programme can reduce behavioural symptoms in care home residents with advanced dementia. *Int J Geriatr Psychiatry* 2015;**30**:702–9. <https://doi.org/10.1002/gps.4211>
28. Wen A, Wen A. Behavioral symptoms among patients before and after implementation of a specialized advanced dementia care program in a nursing home. *J Am Med Direct Assoc* 2014;**15**:B16. <https://doi.org/10.1016/j.jamda.2013.12.043>
29. Stacpoole M, Hockley J, Thompsell A, Simard J, Volicer L. Implementing the Namaste Care Program for residents with advanced dementia: exploring the perceptions of families and staff in UK care homes. *Ann Palliat Med* 2017;**6**:327–39. <https://doi.org/10.21037/apm.2017.06.26>

30. Kaasalainen S, Hunter P, Dal Bello Haas V, Dolovich L, Markle-Reid M, Ploeg J, *et al.* Launching Namaste Care in Canada: evaluation of a facility-wide education program to improve end-of-life care in advanced dementia. *JPSM* 2016;**52**:e53. <https://doi.org/10.1016/j.jpainsymman.2016.10.065>
31. Smaling HJA, Joling KJ, van de Ven PM, Bosmans JE, Simard J, Volicer L, *et al.* Effects of the Namaste Care Family programme on quality of life of nursing home residents with advanced dementia and on family caregiving experiences: study protocol of a cluster-randomised controlled trial. *BMJ Open* 2018;**8**:e025411. <https://doi.org/10.1136/bmjopen-2018-025411>
32. Bunn F, Lynch J, Goodman C, Sharpe R, Walshe C, Preston N, Froggatt K. Improving living and dying for people with advanced dementia living in care homes: a realist review of Namaste Care and other multisensory interventions. *BMC Geriatr* 2018;**18**:303. <https://doi.org/10.1186/s12877-018-0995-9>
33. Wong G, Greenhalgh T, Westhorp G, Buckingham J, Pawson R. RAMESES publication standards: realist syntheses. *BMC Med* 2013;**11**:21. <https://doi.org/10.1186/1741-7015-11-21>
34. Pawson R, Greenhalgh T, Harvey G, Walshe K. Realist review – a new method of systematic review designed for complex policy interventions. *J Health Serv Res Policy* 2005;**10**(Suppl. 1):21–34. <https://doi.org/10.1258/1355819054308530>
35. Shaw J, Gray CS, Baker GR, Denis JL, Breton M, Gutberg J, *et al.* Mechanisms, contexts and points of contention: operationalizing realist-informed research for complex health interventions. *BMC Med Res Methodol* 2018;**18**:178. <https://doi.org/10.1186/s12874-018-0641-4>
36. Manzano A. The craft of interviewing in realist evaluation. *Evaluation* 2016;**22**:342–60. <https://doi.org/10.1177/1356389016638615>
37. Pearson M, Brand SL, Quinn C, Shaw J, Maguire M, Michie S, *et al.* Using realist review to inform intervention development: methodological illustration and conceptual platform for collaborative care in offender mental health. *Implement Sci* 2015;**10**:134. <https://doi.org/10.1186/s13012-015-0321-2>
38. Bartunek JM, Murningham JK. The nominal group technique: expanding the basic procedure and underlying assumptions. *Gr Organ Manag* 1984;**9**:417–32. <https://doi.org/10.1177/105960118400900307>
39. Ford JA, Wong G, Jones AP, Steel N. Access to primary care for socioeconomically disadvantaged older people in rural areas: a realist review. *BMJ Open* 2016;**6**:e010652. <https://doi.org/10.1136/bmjopen-2015-010652>
40. Pawson R. Evidence-based policy: the promise of ‘realist synthesis’. *Evaluation* 2002;**8**:340–58. <https://doi.org/10.1177/135638902401462448>
41. Rycroft-Malone J, Burton C, Hall B, McCormack B, Nutley S, Seddon D, Williams L. Improving skills and care standards in the support workforce for older people: a realist review. *BMJ Open* 2014;**4**:e005356. <https://doi.org/10.1136/bmjopen-2014-005356>
42. Rycroft-Malone J, McCormack B, Hutchinson AM, DeCorby K, Bucknall TK, Kent B, *et al.* Realist synthesis: illustrating the method for implementation research. *Implement Sci* 2012;**7**:33. <https://doi.org/10.1186/1748-5908-7-33>
43. Wong G, Pawson R, Owen L. Policy guidance on threats to legislative interventions in public health: a realist synthesis. *BMC Public Health* 2011;**11**:222. <https://doi.org/10.1186/1471-2458-11-222>
44. Manzar B, Volicer L. Effects of Namaste Care: pilot study. *Am J Alzheimers Dis* 2015;**2**:24–37. <https://doi.org/10.7726/ajad.2015.1003>

45. Soliman A, Hirst S. Using sensory activities to improve dementia care. *Nurs Times* 2015;**111**.
46. McNiel P, Westphal J. Namaste Care™: a person-centered care approach for Alzheimer's and advanced dementia. *West J Nurs Res* 2018;**40**:37–51. <https://doi.org/10.1177/0193945916679631>
47. Nicholls D, Chang E, Johnson A, Edenborough M. Touch, the essence of caring for people with end-stage dementia: a mental health perspective in Namaste Care. *Aging Ment Health* 2013;**17**:571–8. <https://doi.org/10.1080/13607863.2012.751581>
48. St John K, Koffman J. Introducing Namaste Care to the hospital environment: a pilot study. *Ann Palliat Med* 2017;**6**:354–64. <https://doi.org/10.21037/apm.2017.06.27>
49. Stacpoole M, Thompsell A. OA25 The namaste care programme can enrich quality of life for people with advanced dementia and those who care for them without additional resources. *BMJ Support Palliat Care* 2015;**5**(Suppl. 1):A8. <https://doi.org/10.1136/bmjspcare-2015-000906.25>
50. Magee M, McCorkell G, Guille S, Coates V. Feasibility of the Namaste Care Programme to enhance care for those with advanced dementia. *Int J Palliat Nurs* 2017;**23**:368–76. <https://doi.org/10.12968/ijpn.2017.23.8.368>
51. Wu J, Wang Y, Wang Z. The effectiveness of massage and touch on behavioural and psychological symptoms of dementia: A quantitative systematic review and meta-analysis. *J Adv Nurs* 2017;**73**:2283–95. <https://doi.org/10.1111/jan.13311>
52. Forrester LT, Maayan N, Orrell M, Spector AE, Buchan LD, Soares-Weiser K. Aromatherapy for dementia. *Cochrane Database Syst Rev* 2014;**2**:CD003150. <https://doi.org/10.1002/14651858.CD003150.pub2>
53. Chang YS, Chu H, Yang CY, Tsai JC, Chung MH, Liao YM, et al. The efficacy of music therapy for people with dementia: a meta-analysis of randomised controlled trials. *J Clin Nurs* 2015;**24**:3425–40. <https://doi.org/10.1111/jocn.12976>
54. Chatterton W, Baker F, Morgan K. The singer or the singing: who sings individually to persons with dementia and what are the effects? *Am J Alzheimers Dis Other Demen* 2010;**25**:641–9. <https://doi.org/10.1177/1533317510385807>
55. Clare L. Awareness in people with severe dementia: review and integration. *Aging Ment Health* 2010;**14**:20–32. <https://doi.org/10.1080/13607860903421029>
56. Enmarker I, Olsen R, Hellzen O. Management of person with dementia with aggressive and violent behaviour: a systematic literature review. *Int J Older People Nurs* 2011;**6**:153–62. <https://doi.org/10.1111/j.1748-3743.2010.00235.x>
57. Ennis EM, Kazer MW. The role of spiritual nursing interventions on improved outcomes in older adults with dementia. *Holist Nurs Pract* 2013;**27**:106–13. <https://doi.org/10.1097/HNP.0b013e318280f7f9>
58. Guetin S, Charras K, Berard A, Arbus C, Berthelon P, Blanc F, et al. An overview of the use of music therapy in the context of Alzheimer's disease: a report of a French expert group. *Dementia* 2013;**12**:619–34. <https://doi.org/10.1177/1471301212438290>
59. Kim SY, Yoo EY, Jung MY, Park SH, Park JH. A systematic review of the effects of occupational therapy for persons with dementia: a meta-analysis of randomized controlled trials. *NeuroRehabilitation* 2012;**31**:107–15. <https://doi.org/10.3233/NRE-2012-0779>
60. Livingston G, Kelly L, Lewis-Holmes E, Baio G, Morris S, Patel N, et al. A systematic review of the clinical effectiveness and cost-effectiveness of sensory, psychological and behavioural interventions for managing agitation in older adults with dementia. *Health Technol Assess* 2014;**18**(39). <https://doi.org/10.3310/hta18390>



61. McDermott O, Crellin N, Ridder HM, Orrell M. Music therapy in dementia: a narrative synthesis systematic review. *Int J Geriatr Psychiatry* 2013;**28**:781–94. <https://doi.org/10.1002/gps.3895>
62. Nguyen QA, Paton C. The use of aromatherapy to treat behavioural problems in dementia. *Int J Geriatr Psychiatry* 2008;**23**:337–46. <https://doi.org/10.1002/gps.1886>
63. Raglio A, Filippi S, Bellandi D, Stramba-Badiale M. Global music approach to persons with dementia: evidence and practice. *Clin Interv Aging* 2014;**9**:1669–76. <https://doi.org/10.2147/CIA.S71388>
64. Randall EW, Clissett PC. What are the relative merits of interventions used to reduce the occurrences of disruptive vocalisation in persons with dementia? – a systematic review. *Int J Older People Nurs* 2016;**11**:4–17. <https://doi.org/10.1111/opn.12083>
65. Wall M, Duffy A. The effects of music therapy for older people with dementia. *Br J Nurs* 2010;**19**:108–13. <https://doi.org/10.12968/bjon.2010.19.2.46295>
66. Padilla R. Effectiveness of environment-based interventions for people with Alzheimer's disease and related dementias. *Am J Occup Ther* 2011;**65**:514–22. <https://doi.org/10.5014/ajot.2011.002600>
67. Wu J, Wang Y, Wang Z. The effectiveness of massage and touch on behavioural and psychological symptoms of dementia: a quantitative systematic review and meta-analysis. *J Adv Nurs* 2017;**73**:2283–95. <https://doi.org/10.1111/jan.13311>
68. Conn DK, Seitz DP. Advances in the treatment of psychiatric disorders in long-term care homes. *Curr Opin Psychiatry* 2010;**23**:516–21. <https://doi.org/10.1097/YCO.0b013e32833efe56>
69. Cohen-Mansfield J, Marx MS, Dakheel-Ali M, Regier NG, Thein K, Freedman L. Can agitated behavior of nursing home residents with dementia be prevented with the use of standardized stimuli? *J Am Geriatr Soc* 2010;**58**:1459–64. <https://doi.org/10.1111/j.1532-5415.2010.02951.x>
70. Cohen-Mansfield J, Marx MS, Freedman LS, Murad H, Regier NG, Thein K, Dakheel-Ali M. The comprehensive process model of engagement. *Am J Geriatr Psychiatry* 2011;**19**:859–70. <https://doi.org/10.1097/JGP.0b013e318202bf5b>
71. Cohen-Mansfield J, Marx MS, Freedman LS, Murad H, Thein K, Dakheel-Ali M. What affects pleasure in persons with advanced stage dementia? *J Psychiatr Res* 2012;**46**:402–6. <https://doi.org/10.1016/j.jpsychires.2011.12.003>
72. Cohen-Mansfield J, Marx MS, Thein K, Dakheel-Ali M. The impact of past and present preferences on stimulus engagement in nursing home residents with dementia. *Aging Ment Health* 2010;**14**:67–73. <https://doi.org/10.1080/13607860902845574>
73. Cohen-Mansfield J, Marx MS, Thein K, Dakheel-Ali M. The impact of stimuli on affect in persons with dementia. *J Clin Psychiatry* 2011;**72**:480–6. <https://doi.org/10.4088/JCP.09m05694oli>
74. Cohen-Mansfield J, Thein K, Marx MS, Dakheel-Ali M, Murad H, Freedman LS. The relationships of environment and personal characteristics to agitated behaviors in nursing home residents with dementia. *J Clin Psychiatry* 2012;**73**:392–9. <https://doi.org/10.4088/JCP.10m06605>
75. Collier L. The use of multi-sensory stimulation to improve functional performance in older people with dementia: a randomised single blind trial. *Br J Occup Ther* 2008;**71**.
76. Collier L, McPherson K, Ellis-Hill C, Staal J, Bucks R. Multisensory stimulation to improve functional performance in moderate to severe dementia – interim results. *Am J Alzheimers Dis Other Demen* 2010;**25**:698–703. <https://doi.org/10.1177/1533317510387582>

77. Hsu MH, Flowerdew R, Parker M, Fachner J, Odell-Miller H. Individual music therapy for managing neuropsychiatric symptoms for people with dementia and their carers: a cluster randomised controlled feasibility study. *BMC Geriatr* 2015;**15**:84. <https://doi.org/10.1186/s12877-015-0082-4>
78. Behrman S, Chouliaras L, Ebmeier KP. Considering the senses in the diagnosis and management of dementia. *Maturitas* 2014;**77**:305–10. <https://doi.org/10.1016/j.maturitas.2014.01.003>
79. Belgrave M. The effect of expressive and instrumental touch on the behavior states of older adults with late-stage dementia of the Alzheimer's type and on music therapist's perceived rapport. *J Music Ther* 2009;**46**:132–46. <https://doi.org/10.1093/jmt/46.2.132>
80. Cruz J, Marques A, Barbosa A, Figueiredo D, Sousa LX. Making sense(s) in dementia: a multisensory and motor-based group activity program. *Am J Alzheimers Dis Other Demen* 2013;**28**:137–46. <https://doi.org/10.1177/1533317512473194>
81. Cruz J, Marques A, Barbosa AL, Figueiredo D, Sousa L. Effects of a motor and multisensory-based approach on residents with moderate-to-severe dementia. *Am J Alzheimers Dis Other Demen* 2011;**26**:282–9. <https://doi.org/10.1177/1533317511411177>
82. Fu CY, Moyle W, Cooke M. A randomised controlled trial of the use of aromatherapy and hand massage to reduce disruptive behaviour in people with dementia. *BMC Complement Altern Med* 2013;**13**:165. <https://doi.org/10.1186/1472-6882-13-165>
83. Fujii M, Hatakeyama R, Fukuoka Y, Yamamoto T, Sasaki R, Moriya M, *et al.* Lavender aroma therapy for behavioral and psychological symptoms in dementia patients. *Geriatr Gerontol Int* 2008;**8**:136–8. <https://doi.org/10.1111/j.1447-0594.2008.00461.x>
84. Götell E, Brown S, Ekman SL. The influence of caregiver singing and background music on vocally expressed emotions and moods in dementia care: a qualitative analysis. *Int J Nurs Stud* 2009;**46**:422–30. <https://doi.org/10.1016/j.ijnurstu.2007.11.001>
85. Goto S, Kamal N, Puzio H, Kobylarz F, Herrup K. Differential responses of individuals with late-stage dementia to two novel environments: a multimedia room and an interior garden. *J Alzheimers Dis* 2014;**42**:985–98. <https://doi.org/10.3233/JAD-131379>
86. Hammar LM, Emami A, Götell E, Engström G. The impact of caregivers' singing on expressions of emotion and resistance during morning care situations in persons with dementia: an intervention in dementia care. *J Clin Nurs* 2011;**20**:969–78. <https://doi.org/10.1111/j.1365-2702.2010.03386.x>
87. Harris M, Richards KC, Grando VT. The effects of slow-stroke back massage on minutes of nighttime sleep in persons with dementia and sleep disturbances in the nursing home: a pilot study. *J Holist Nurs* 2012;**30**:255–63. <https://doi.org/10.1177/0898010112455948>
88. Kellett U, Moyle W, McAllister M, King C, Gallagher F. Life stories and biography: a means of connecting family and staff to people with dementia. *J Clin Nurs* 2010;**19**:1707–15. <https://doi.org/10.1111/j.1365-2702.2009.03116.x>
89. Kupeli N, Leavey G, Moore K, Harrington J, Lord K, King M, *et al.* Context, mechanisms and outcomes in end of life care for people with advanced dementia. *BMC Palliat Care* 2016;**15**:31. <https://doi.org/10.1186/s12904-016-0103-x>
90. Bergland Å, Johansen H, Sellevold GS. A qualitative study of professional caregivers' perceptions of processes contributing to mealtime agitation in persons with dementia in nursing home wards and strategies to attain calmness. *Nurs Open* 2015;**2**:119–29. <https://doi.org/10.1002/nop2.24>

91. Lancioni GE, O'Reilly MF, Singh NN, Sigafoos J, Grumo G, Pinto K, *et al.* Assessing the impact and social perception of self-regulated music stimulation with patients with Alzheimer's disease. *Res Dev Disabil* 2013;**34**:139–46. <https://doi.org/10.1016/j.ridd.2012.07.026>
92. Lape JE. Using a multisensory environment: to decrease negative behaviors in clients with dementia. *OT Pract* 2009;**14**:9–13.
93. Litchke LG, Hodges JS. The meaning of 'now' moments of engagement in yoga for persons with Alzheimer's disease. *Ther Recreat J* 2014;**48**.
94. Lykkeslet E, Gjengedal E, Skrondal T, Storjord MB. Sensory stimulation – a way of creating mutual relations in dementia care. *Int J Qual Stud Health Well-being* 2014;**9**:23888. <https://doi.org/10.3402/qhw.v9.23888>
95. Mariko A, Matsuda H, Takahashi M, Fujii M, Sasaki H. Touch on the acupoint of Shinchuu of Alzheimer's disease patients. *Geriatr Gerontol Int* 2015;**15**:385–6. <https://doi.org/10.1111/ggi.12351>
96. Maseda A, Sánchez A, Marante MP, González-Abraldes I, Buján A, Millán-Calenti JC. Effects of multisensory stimulation on a sample of institutionalized elderly people with dementia diagnosis: a controlled longitudinal trial. *Am J Alzheimers Dis Other Demen* 2014;**29**:463–73. <https://doi.org/10.1177/1533317514522540>
97. McDermott O, Orrell M, Ridder HM. The importance of music for people with dementia: the perspectives of people with dementia, family carers, staff and music therapists. *Aging Ment Health* 2014;**18**:706–16. <https://doi.org/10.1080/13607863.2013.875124>
98. Milev RV, Kellar T, McLean M, Mileva V, Luthra V, Thompson S, Peever L. Multisensory stimulation for elderly with dementia: a 24-week single-blind randomized controlled pilot study. *Am J Alzheimers Dis Other Demen* 2008;**23**:372–6. <https://doi.org/10.1177/1533317508316681>
99. Moyle W, Cooke ML, Beattie E, Shum DH, O'Dwyer ST, Barrett S, Sung B. Foot massage and physiological stress in people with dementia: a randomized controlled trial. *J Altern Complement Med* 2014;**20**:305–11. <https://doi.org/10.1089/acm.2013.0177>
100. Moyle W, Cooke ML, Beattie E, Shum DH, O'Dwyer ST, Barrett S. Foot massage versus quiet presence on agitation and mood in people with dementia: a randomised controlled trial. *Int J Nurs Stud* 2014;**51**:856–64. <https://doi.org/10.1016/j.ijnurstu.2013.10.019>
101. Staal JA, Sacks A, Matheis R, Collier L, Calia T, Hanif H, Kofman ES. The effects of Snoezelen (multi-sensory behavior therapy) and psychiatric care on agitation, apathy, and activities of daily living in dementia patients on a short term geriatric psychiatric inpatient unit. *Int J Psychiatry Med* 2007;**37**:357–70. <https://doi.org/10.2190/PM.37.4.a>
102. Burns A, Perry E, Holmes C, Francis P, Morris J, Howes MJ, *et al.* A double-blind placebo-controlled randomized trial of Melissa officinalis oil and donepezil for the treatment of agitation in Alzheimer's disease. *Dement Geriatr Cogn Disord* 2011;**31**:158–64. <https://doi.org/10.1159/000324438>
103. Murphy JL, Holmes J, Brooks C. Nutrition and dementia care: developing an evidence-based model for nutritional care in nursing homes. *BMC Geriatr* 2017;**17**:55. <https://doi.org/10.1186/s12877-017-0443-2>
104. Nair BK, Heim C, Krishnan C, D'Este C, Marley J, Attia J. The effect of Baroque music on behavioural disturbances in patients with dementia. *Australas J Ageing* 2011;**30**:11–15. <https://doi.org/10.1111/j.1741-6612.2010.00439.x>

105. Narme P, Clément S, Ehrlé N, Schiaratura L, Vachez S, Courtaigne B, *et al.* Efficacy of musical interventions in dementia: evidence from a randomized controlled trial. *J Alzheimers Dis* 2014;**38**:359–69. <https://doi.org/10.3233/JAD-130893>
106. Quell R, Skovdal K, Kihlgren M, Lökk J. Using tactile stimulation in a dementia care facility with plasma prolactin as an outcome measure – a pilot study. *Arch Int J Med* 2008;**1**:123–9.
107. Raglio A, Bellandi D, Baiardi P, Gianotti M, Ubezio MC, Zancacchi E, *et al.* Effect of active music therapy and individualized listening to music on dementia: a multicenter randomized controlled trial. *J Am Geriatr Soc* 2015;**63**:1534–9. <https://doi.org/10.1111/jgs.13558>
108. Raglio A, Bellelli G, Traficante D, Gianotti M, Ubezio MC, Gentile S, *et al.* Addendum to 'Efficacy of music therapy treatment based on cycles of sessions: a randomised controlled trial' (Raglio *et al.*, 2010). *Aging Ment Health* 2012;**16**:265–7. <https://doi.org/10.1080/13607863.2011.630376>
109. Rodríguez-Mansilla J, González López-Arza MV, Varela-Donoso E, Montanero-Fernández J, González Sánchez B, Garrido-Ardila EM. The effects of ear acupressure, massage therapy and no therapy on symptoms of dementia: a randomized controlled trial. *Clin Rehabil* 2015;**29**:683–93. <https://doi.org/10.1177/0269215514554240>
110. Sakamoto M, Ando H, Tsutou A. Comparing the effects of different individualized music interventions for elderly individuals with severe dementia. *Int Psychogeriatr* 2013;**25**:775–84. <https://doi.org/10.1017/S1041610212002256>
111. Sakamoto Y, Ebihara S, Ebihara T, Tomita N, Toba K, Freeman S, *et al.* Fall prevention using olfactory stimulation with lavender odor in elderly nursing home residents: a randomized controlled trial. *J Am Geriatr Soc* 2012;**60**:1005–11. <https://doi.org/10.1111/j.1532-5415.2012.03977.x>
112. Sánchez A, Maseda A, Marante-Moar MP, de Labra C, Lorenzo-López L, Millán-Calenti JC. Comparing the effects of multisensory stimulation and individualized music sessions on elderly people with severe dementia: a randomized controlled trial. *J Alzheimers Dis* 2016;**52**:303–15. <https://doi.org/10.3233/JAD-151150>
113. Cameron H, Toit S, Richard G, Bearns L. Using lemon balm oil to reduce aggression and agitation in dementia: results of a pilot study. *J Dement Care* 2011;**19**:36–9.
114. Chenoweth L, King MT, Jeon YH, Brodaty H, Stein-Parbury J, Norman R, *et al.* Caring for Aged Dementia Care Resident Study (CADRES) of person-centred care, dementia-care mapping, and usual care in dementia: a cluster-randomised trial. *Lancet Neurol* 2009;**8**:317–25. [https://doi.org/10.1016/S1474-4422\(09\)70045-6](https://doi.org/10.1016/S1474-4422(09)70045-6)
115. Chu H, Yang CY, Lin Y, Ou KL, Lee TY, O'Brien AP, Chou KR. The impact of group music therapy on depression and cognition in elderly persons with dementia: a randomized controlled study. *Biol Res Nurs* 2014;**16**:209–17. <https://doi.org/10.1177/1099800413485410>
116. Cohen-Mansfield J, Dakheel-Ali M, Marx MS, Thein K, Regier NG. Which unmet needs contribute to behavior problems in persons with advanced dementia? *Psychiatry Res* 2015;**228**:59–64. <https://doi.org/10.1016/j.psychres.2015.03.043>
117. Strøm BS, Engedal K, Benth JS, Grov EK. Effect of the Sonas Programme on communication in people with dementia: a randomized controlled trial. *Dement Geriatr Cogn Dis Extra* 2017;**7**:122–35. <https://doi.org/10.1159/000468147>
118. Sung HC, Chang AM, Lee WL. A preferred music listening intervention to reduce anxiety in older adults with dementia in nursing homes. *J Clin Nurs* 2010;**19**:1056–64. <https://doi.org/10.1111/j.1365-2702.2009.03016.x>

119. Sung HC, Lee WL, Li TL, Watson R. A group music intervention using percussion instruments with familiar music to reduce anxiety and agitation of institutionalized older adults with dementia. *Int J Geriatr Psychiatry* 2012;**27**:621–7. <https://doi.org/10.1002/gps.2761>
120. Suzuki M, Tatsumi A, Otsuka T, Kikuchi K, Mizuta A, Makino K, *et al.* Physical and psychological effects of 6-week tactile massage on elderly patients with severe dementia. *Am J Alzheimers Dis Other Demen* 2010;**25**:680–6. <https://doi.org/10.1177/1533317510386215>
121. Tuckett AG, Hodgkinson B, Rouillon L, Balil-Lozoya T, Parker D. What carers and family said about music therapy on behaviours of older people with dementia in residential aged care. *Int J Older People Nurs* 2015;**10**:146–57. <https://doi.org/10.1111/opn.12071>
122. Vézina A, Robichaud L, Voyer P, Pelletier D. Identity cues and dementia in nursing home intervention. *Work* 2011;**40**:5–14. <https://doi.org/10.3233/WOR-2011-1201>
123. Vink AC, Zuidersma M, Boersma F, de Jonge P, Zuidema SU, Slaets JP. The effect of music therapy compared with general recreational activities in reducing agitation in people with dementia: a randomised controlled trial. *Int J Geriatr Psychiatry* 2013;**28**:1031–8. <https://doi.org/10.1002/gps.3924>
124. Van Vracem M, Spruytte N, Declercq A, Van Audenhove C. Agitation in dementia and the role of spatial and sensory interventions: experiences of professional and family caregivers. *Scand J Caring Sci* 2016;**30**:281–9. <https://doi.org/10.1111/scs.12240>
125. Ward-Smith P, Llanque SM, Curran D. The effect of multisensory stimulation on persons residing in an extended care facility. *Am J Alzheimers Dis Other Demen* 2009;**24**:450–5. <https://doi.org/10.1177/1533317509350153>
126. Cohen-Mansfield J, Marx MS, Dakheel-Ali M, Thein K. The use and utility of specific nonpharmacological interventions for behavioral symptoms in dementia: an exploratory study. *Am J Geriatr Psychiatry* 2015;**23**:160–70. <https://doi.org/10.1016/j.jagp.2014.06.006>
127. Anderson K, Bird M, Macpherson S, McDonough V, Davis T. Findings from a pilot investigation of the effectiveness of a snoezelen room in residential care: should we be engaging with our residents more? *Geriatr Nurs* 2011;**32**:166–77. <https://doi.org/10.1016/j.gerinurse.2010.12.011>
128. Hsu MH, Flowerdew R, Parker M, Fachner J, Odell-Miller H. Individual music therapy for managing neuropsychiatric symptoms for people with dementia and their carers: a cluster randomised controlled feasibility study. *BMC Geriatr* 2015;**15**:84. <https://doi.org/10.1186/s12877-015-0082-4>
129. Staal JA, Sacks A, Matheis R, Collier L, Calia T, Hanif H, Kofman ES. The effects of Snoezelen (multi-sensory behavior therapy) and psychiatric care on agitation, apathy, and activities of daily living in dementia patients on a short term geriatric psychiatric inpatient unit. *Int J Psychiatry Med* 2007;**37**:357–70. <https://doi.org/10.2190/PM.37.4.a>
130. Stacpoole M, Thompsell A. OA25 The namaste care programme can enrich quality of life for people with advanced dementia and those who care for them without additional resources. *BMJ Support Palliat Care* 2015;**5**(Suppl. 1):A8. <https://doi.org/10.1136/bmjspcare-2015-000906.25>
131. Raglio A, Bellelli G, Traficante D, Gianotti M, Ubezio MC, Gentile S, *et al.* Efficacy of music therapy treatment based on cycles of sessions: a randomised controlled trial. *Aging Ment Health* 2010;**14**:900–4. <https://doi.org/10.1080/13607861003713158>
132. Padilla R, Domina A. Effectiveness of sensory stimulation to improve arousal and alertness of people in a coma or persistent vegetative state after traumatic brain injury: a systematic review. *Am J Occup Ther* 2016;**70**:7003180030p1–8. <https://doi.org/10.5014/ajot.2016.021022>

133. Bicket MC, Samus QM, McNabney M, Onyike CU, Mayer LS, Brandt J, *et al.* The physical environment influences neuropsychiatric symptoms and other outcomes in assisted living residents. *Int J Geriatr Psychiatry* 2010;**25**:1044–54. <https://doi.org/10.1002/gps.2460>
134. Froggatt K, Patel S, Perez Algorta G, Bunn F, Burnside G, Coast J, *et al.* Namaste Care in nursing care homes for people with advanced dementia: protocol for a feasibility randomised controlled trial. *BMJ Open* 2018;**8**:e026531. <https://doi.org/10.1136/bmjopen-2018-026531>
135. Kiely DK, Volicer L, Teno J, Jones RN, Prigerson HG, Mitchell SL. The validity and reliability of scales for the evaluation of end-of-life care in advanced dementia. *Alzheimer Dis Assoc Disord* 2006;**20**:176–81. <https://doi.org/10.1097/00002093-200607000-00009>
136. Weiner MF, Martin-Cook K, Svetlik DA, Saine K, Foster B, Fontaine CS. The quality of life in late-stage dementia (QUALID) scale. *J Am Med Dir Assoc* 2000;**1**:114–16. <https://doi.org/10.1037/t00432-000>
137. Preston NJ, Fayers P, Walters SJ, Pilling M, Grande GE, Short V, *et al.* Recommendations for managing missing data, attrition and response shift in palliative and end-of-life care research: part of the MORECare research method guidance on statistical issues. *Palliat Med* 2013;**27**:899–907. <https://doi.org/10.1177/0269216313486952>
138. Higginson IJ, Evans CJ, Grande G, Preston N, Morgan M, McCrone P, *et al.* Evaluating complex interventions in end of life care: the MORECare statement on good practice generated by a synthesis of transparent expert consultations and systematic reviews. *BMC Med* 2013;**11**:111. <https://doi.org/10.1186/1741-7015-11-111>
139. Stacpoole M, Hockley J, Thompsell A, Simard J, Volicer L. Implementing the Namaste Care Program for residents with advanced dementia: exploring the perceptions of families and staff in UK care homes. *Ann Palliat Med* 2017;**6**:327–39. <https://doi.org/10.21037/apm.2017.06.26>
140. Kaufer DI, Cummings JL, Ketchel P, Smith V, MacMillan A, Shelley T, *et al.* Validation of the NPI-Q, a brief clinical form of the Neuropsychiatric Inventory. *J Neuropsychiatry Clin Neurosci* 2000;**12**:233–9. <https://doi.org/10.1176/jnp.12.2.233>
141. Wood S, Cummings JL, Hsu MA, Barclay T, Wheatley MV, Yarema KT, Schnelle JF. The use of the neuropsychiatric inventory in nursing home residents. Characterization and measurement. *Am J Geriatr Psychiatry* 2000;**8**:75–83. <https://doi.org/10.1097/00019442-200002000-00010>
142. Warden V, Hurley AC, Volicer L. Development and psychometric evaluation of the Pain Assessment in Advanced Dementia (PAINAD) scale. *J Am Med Dir Assoc* 2003;**4**:9–15. <https://doi.org/10.1097/01.JAM.0000043422.31640.F7>
143. Werner P, Cohen-Mansfield J, Koroknay V, Braun J. The impact of a restraint-reduction program on nursing home residents. *Geriatr Nurs* 1994;**15**:142–6. [https://doi.org/10.1016/S0197-4572\(09\)90040-4](https://doi.org/10.1016/S0197-4572(09)90040-4)
144. Edvardsson D, Innes A. Measuring person-centered care: a critical comparative review of published tools. *Gerontologist* 2010;**50**:834–46. <https://doi.org/10.1093/geront/gnq047>
145. Estabrooks CA, Squires JE, Cummings GG, Birdsell JM, Norton PG. Development and assessment of the Alberta Context Tool. *BMC Health Serv Res* 2009;**9**:234. <https://doi.org/10.1186/1472-6963-9-234>
146. Hoffmann TC, Glasziou PP, Boutron I, Milne R, Perera R, Moher D, *et al.* Better reporting of interventions: template for intervention description and replication (TIDieR) checklist and guide. *BMJ* 2014;**348**:g1687. <https://doi.org/10.1136/bmj.g1687>
147. Simard J. *The End of Life Namaste Care Program for People with Dementia*. 2nd edn. Baltimore, MD: Health Professions Press; 2013.

148. Gupta S, Rai N, Bhattacharyya O, Cheng AYY, Connelly KA, Boulet LP, *et al.* Optimizing the language and format of guidelines to improve guideline uptake. *CMAJ* 2016;**188**:E362–E368. <https://doi.org/10.1503/cmaj.151102>
149. Versloot J, Grudniewicz A, Chatterjee A, Hayden L, Kastner M, Bhattacharyya O. Format guidelines to make them vivid, intuitive, and visual: use simple formatting rules to optimize usability and accessibility of clinical practice guidelines. *Int J Evid Based Healthc* 2015;**13**:52–7. <https://doi.org/10.1097/XEB.0000000000000036>
150. Flodgren G, Hall AM, Goulding L, Eccles MP, Grimshaw JM, Leng GC, Shepperd S. Tools developed and disseminated by guideline producers to promote the uptake of their guidelines. *Cochrane Database Syst Rev* 2016;**8**:CD010669. <https://doi.org/10.1002/14651858.CD010669.pub2>
151. Kastner M, Bhattacharyya O, Hayden L, Makarski J, Estey E, Durocher L, *et al.* Guideline uptake is influenced by six implementability domains for creating and communicating guidelines: a realist review. *J Clin Epidemiol* 2015;**68**:498–509. <https://doi.org/10.1016/j.jclinepi.2014.12.013>
152. Valenstein PN. Formatting pathology reports: applying four design principles to improve communication and patient safety. *Arch Pathol Lab Med* 2008;**132**:84–94. [https://doi.org/10.1043/1543-2165\(2008\)132\[84:FPRAFD\]2.0.CO;2](https://doi.org/10.1043/1543-2165(2008)132[84:FPRAFD]2.0.CO;2)
153. Giguère A, Légaré F, Grimshaw J, Turcotte S, Fiander M, Grudniewicz A, *et al.* Printed educational materials: effects on professional practice and healthcare outcomes. *Cochrane Database Syst Rev* 2012;**10**:CD004398. <https://doi.org/10.1002/14651858.CD004398.pub3>
154. Stacpoole M, Thompsell A, Hockley J. *Toolkit for Implementing the Namaste Care Programme for People with Advanced Dementia Living in Care Homes*. London: St Christopher's; 2016.
155. Harvey N, Holmes CA. Nominal group technique: an effective method for obtaining group consensus. *Int J Nurs Pract* 2012;**18**:188–94. <https://doi.org/10.1111/j.1440-172X.2012.02017.x>
156. McMillan SS, Kelly F, Sav A, Kendall E, King MA, Whitty JA, *et al.* Using the Nominal Group Technique: how to analyse across multiple groups. *Health Serv Outcomes Res Methodol* 2014;**14**:92–108. <https://doi.org/10.1007/s10742-014-0121-1>
157. Fink A, Kosecoff J, Chassin M, Brook RH. Consensus methods: characteristics and guidelines for use. *Am J Public Health* 1984;**74**:979–83. <https://doi.org/10.2105/AJPH.74.9.979>
158. Hutchings A, Raine R, Sanderson C, Black N. A comparison of formal consensus methods used for developing clinical guidelines. *J Health Serv Res Policy* 2006;**11**:218–24. <https://doi.org/10.1258/135581906778476553>
159. Walshe C, Kinley J, Patel S, Goodman C, Bunn F, Lynch J, *et al.* A four-stage process for intervention description and guide development of a practice-based intervention: refining the Namaste Care intervention implementation specification for people with advanced dementia prior to a feasibility cluster randomised trial. *BMC Geriatrics* 2019;**19**:275. <https://doi.org/10.1186/s12877-019-1275-z>
160. Grant A, Treweek S, Dreischulte T, Foy R, Guthrie B. Process evaluations for cluster-randomised trials of complex interventions: a proposed framework for design and reporting. *Trials* 2013;**14**:15. <https://doi.org/10.1186/1745-6215-14-15>
161. Steckler A, Linnan L. *Process Evaluation for Public Health Interventions and Research*. San Francisco, CA: Jossey-Bass; 2002.
162. De Silva MJ, Breuer E, Lee L, Asher L, Chowdhary N, Lund C, Patel V. Theory of Change: a theory-driven approach to enhance the Medical Research Council's framework for complex interventions. *Trials* 2014;**15**:267. <https://doi.org/10.1186/1745-6215-15-267>

## REFERENCES

163. Goodman C, Sharpe R, Russell C, Meyer J, Gordon AL, Denning T, *et al.* *Care Home Readiness: A Rapid Review and Consensus Workshops on How Organisational Context Affects Care Home Engagement with Health Care Innovation*. Hatfield: University of Hertfordshire; 2017.
164. Patten S. Health measurement scales: a practical guide to their development and use, 4th edition. *Can J Psychiatry* 2011;**56**:187–8. <https://doi.org/10.1177/070674371105600309>
165. Gonçalves BS, Cavalcanti PR, Tavares GR, Campos TF, Araujo JF. Nonparametric methods in actigraphy: an update. *Sleep Sci* 2014;**7**:158–64. <https://doi.org/10.1016/j.slsci.2014.09.013>
166. van Someren EJ, Hagebeuk EE, Lijzenga C, Scheltens P, de Rooij SE, Jonker C, *et al.* Circadian rest-activity rhythm disturbances in Alzheimer's disease. *Biol Psychiatry* 1996;**40**:259–70. [https://doi.org/10.1016/0006-3223\(95\)00370-3](https://doi.org/10.1016/0006-3223(95)00370-3)
167. Ritchie J, Lewis J. *Qualitative Research Practice. A Guide for Social Science Students and Researchers*. London: SAGE Publications Ltd; 2003.
168. Smith J, Firth J. Qualitative data analysis: the framework approach. *Nurse Res* 2011;**18**:52–62. <https://doi.org/10.7748/nr2011.01.18.2.52.c8284>
169. Stow R, Ives N, Smith C, Rick C, Rushton A. A cluster randomised feasibility trial evaluating nutritional interventions in the treatment of malnutrition in care home adult residents. *Trials* 2015;**16**:433. <https://doi.org/10.1186/s13063-015-0952-2>
170. Sampson EL, Feast A, Blighe A, Froggatt K, Hunter R, Marston L, *et al.* Evidence-based intervention to reduce avoidable hospital admissions in residents in care homes (the Better Health in Residents in Care Homes study); protocol for a pilot cluster randomised trial. *BMJ Open* 2019;**9**:e026510. <https://doi.org/10.1136/bmjopen-2018-026510>
171. Competition and Markets Authority. *Care Homes Market Study. Final Report*. London: Competition and Markets Authority; 2017.
172. Care Quality Commission (CQC). *The State of Adult Social Care Services 2014 to 2017*. Newcastle upon Tyne: CQC; 2017.
173. Glendinning C, Jacobs S, Alborz A, Hann M. A survey of access to medical services in nursing and residential homes in England. *Br J Gen Pract* 2002;**52**:545–8.
174. Gordon AL, Franklin M, Bradshaw L, Logan P, Elliott R, Gladman JR. Health status of UK care home residents: a cohort study. *Age Ageing* 2014;**43**:97–103. <https://doi.org/10.1093/ageing/afu077>
175. Bowman C, Whistler J, Ellerby M. A national census of care home residents. *Age Ageing* 2004;**33**:561–6. <https://doi.org/10.1093/ageing/afh177>
176. Prince M, Knapp M, Guerchet M, McCrone P, Prina M, Comas-Herrera A, *et al.* *Dementia UK Second Edition – Overview*. London: Alzheimer's Society; 2014.
177. Ellis-Smith C, Higginson IJ, Daveson BA, Henson LA, Evans CJ, BuildCARE. How can a measure improve assessment and management of symptoms and concerns for people with dementia in care homes? A mixed-methods feasibility and process evaluation of IPOS-Dem. *PLOS ONE* 2018;**13**:e0200240. <https://doi.org/10.1371/journal.pone.0200240>
178. Goodman C, Davies SL, Gordon AL, Denning T, Gage H, Meyer J, *et al.* Optimal NHS service delivery to care homes: a realist evaluation of the features and mechanisms that support effective working for the continuing care of older people in residential settings. *Health Serv Deliv Res* 2017;**5**(29). <https://doi.org/10.3310/hsdr05290>
179. Kinnunen KM, Rapaport P, Webster L, Barber J, Kyle SD, Hallam B, *et al.* A manual-based intervention for carers of people with dementia and sleep disturbances: an acceptability and feasibility RCT. *Health Technol Assess* 2018;**22**(71). <https://doi.org/10.3310/hta22710>



180. Curtis L, Burns A. *Unit Costs of Health and Social Care*. Canterbury: Personal Social Services Research Unit, University of Kent; 2017.
181. Bray J, Brooker D, Latham I, Wray F, Baines D. Costing resource use of the Namaste Care Intervention UK: a novel framework for costing dementia care interventions in care homes [published online ahead of print February 21 2019]. *Int Psychogeriatr* 2019. <https://doi.org/10.1017/S1041610218002314>
182. NHS Improvement. *Reference Costs 2017/18: Highlights, Analysis and Introduction to the Data*. 2018. URL: [https://improvement.nhs.uk/documents/1972/1\\_-\\_Reference\\_costs\\_201718.pdf](https://improvement.nhs.uk/documents/1972/1_-_Reference_costs_201718.pdf) (accessed 19 November 2019).
183. Joint Formulary Committee. *British National Formulary* (online). London: BMJ Group and Pharmaceutical Press. URL: [www.medicinescomplete.com](http://www.medicinescomplete.com) (accessed 29 November 2018).
184. National Institute for Health and Care Excellence. *Position Statement on the Use of the EQ-5D-5L Valuation Set*. London: NICE; 2017.
185. National Institute for Health and Care Excellence. *Position Statement on Use of the EQ-5D-5L Valuation Set for England (Updated November 2018)*. Press release, November 2018.
186. Devlin N, Brazier J, Pickard AS, Stolk E. 3L, 5L, What the L? A NICE Conundrum. *PharmacoEconomics* 2018;**36**:637–40. <https://doi.org/10.1007/s40273-018-0622-9>
187. Round J. Once bitten twice shy: thinking carefully before adopting the EQ-5D-5L. *PharmacoEconomics* 2018;**36**:641–3. <https://doi.org/10.1007/s40273-018-0636-3>
188. Easton T, Milte R, Crotty M, Ratcliffe J. An empirical comparison of the measurement properties of the EQ-5D-5L, DEMQOL-U and DEMQOL-Proxy-U for older people in residential care. *Qual Life Res* 2018;**27**:1283–94. <https://doi.org/10.1007/s11136-017-1777-0>
189. Parker B, Petrou S, Underwood M, Madan J. Can care staff accurately assess health-related quality of life of care home residents? A secondary analysis of data from the OPERA trial. *BMJ Open* 2017;**7**:e012779. <https://doi.org/10.1136/bmjopen-2016-012779>
190. Lung T, Howard K, Etherton-Beer C, Sim M, Lewin G, Arendts G. Comparison of the HUI3 and the EQ-5D-3L in a nursing home setting. *PLOS ONE* 2017;**12**:e0172796. <https://doi.org/10.1371/journal.pone.0172796>
191. Devine A, Taylor SJ, Spencer A, Diaz-Ordaz K, Eldridge S, Underwood M. The agreement between proxy and self-completed EQ-5D for care home residents was better for index scores than individual domains. *J Clin Epidemiol* 2014;**67**:1035–43. <https://doi.org/10.1016/j.jclinepi.2014.04.005>
192. Coast J. Strategies for the economic evaluation of end-of-life care: making a case for the capability approach. *Expert Rev Pharmacoecon Outcomes Res* 2014;**14**:473–82. <https://doi.org/10.1586/14737167.2014.914436>
193. Normand C. Measuring outcomes in palliative care: limitations of QALYs and the road to PaLYs. *J Pain Symptom Manage* 2009;**38**:27–31. <https://doi.org/10.1016/j.jpainsymman.2009.04.005>
194. Coast J. Assessing capability in economic evaluation: a life course approach? *Eur J Health Econ* 2019;**20**:779–84. <https://doi.org/10.1007/s10198-018-1027-6>
195. National Institute for Health and Care Excellence. *The Social Care Guidance Manual*. London: NICE; 2013.
196. Zorginstituut Nederland. *Richtlijn voor het uitvoeren van economische evaluaties in de gezondheidszorg*. Diemen: Zorginstituut Nederland; 2016.

197. Coast J, Flynn TN, Natarajan L, Sproston K, Lewis J, Louviere JJ, Peters TJ. Valuing the ICECAP capability index for older people. *Soc Sci Med* 2008;**67**:874–82. <https://doi.org/10.1016/j.socscimed.2008.05.015>
198. Grewal I, Lewis J, Flynn T, Brown J, Bond J, Coast J. Developing attributes for a generic quality of life measure for older people: preferences or capabilities? *Soc Sci Med* 2006;**62**:1891–901. <https://doi.org/10.1016/j.socscimed.2005.08.023>
199. Huynh E, Coast J, Rose J, Kinghorn P, Flynn T. Values for the ICECAP-Supportive Care Measure (ICECAP-SCM) for use in economic evaluation at end of life. *Soc Sci Med* 2017;**189**:114–28. <https://doi.org/10.1016/j.socscimed.2017.07.012>
200. Sutton EJ, Coast J. Development of a supportive care measure for economic evaluation of end-of-life care using qualitative methods. *Palliat Med* 2014;**28**:151–7. <https://doi.org/10.1177/0269216313489368>
201. Makai P, Beckebans F, van Exel J, Brouwer WB. Quality of life of nursing home residents with dementia: validation of the German version of the ICECAP-O. *PLOS ONE* 2014;**9**:e92016. <https://doi.org/10.1371/journal.pone.0092016>
202. Makai P, Brouwer WB, Koopmanschap MA, Nieboer AP. Capabilities and quality of life in Dutch psycho-geriatric nursing homes: an exploratory study using a proxy version of the ICECAP-O. *Qual Life Res* 2012;**21**:801–12. <https://doi.org/10.1007/s11136-011-9997-1>
203. Sarabia-Cobo CM, Parás-Bravo P, Amo-Setién FJ, Alconero-Camarero AR, Sáenz-Jalón M, Torres-Manrique B, *et al.* Validation of the Spanish version of the ICECAP-O for nursing home residents with dementia. *PLOS ONE* 2017;**12**:e0169354. <https://doi.org/10.1371/journal.pone.0169354>
204. Bailey C, Kinghorn P, Orlando R, Armour K, Perry R, Jones L, *et al.* ‘The ICECAP-SCM tells you more about what I’m going through’: a think-aloud study measuring quality of life among patients receiving supportive and palliative care. *Palliat Med* 2016;**30**:642–52. <https://doi.org/10.1177/0269216315624890>
205. van Hout B, Janssen MF, Feng YS, Kohlmann T, Busschbach J, Golicki D, *et al.* Interim scoring for the EQ-5D-5L: mapping the EQ-5D-5L to EQ-5D-3L value sets. *Value Health* 2012;**15**:708–15. <https://doi.org/10.1016/j.jval.2012.02.008>
206. Cohen J. *Statistical Power Analysis for the Behavioral Sciences*. New York, NY: Routledge; 2013. <https://doi.org/10.4324/9780203771587>
207. Horwood J, Sutton E, Coast J. Evaluating the face validity of the ICECAP-O capabilities measure: a ‘think aloud’ study with hip and knee arthroplasty patients. *Appl Res Qual Life* 2014;**9**:667–82. <https://doi.org/10.1007/s11482-013-9264-4>
208. Al-Janabi H, Keeley T, Mitchell P, Coast J. Can capabilities be self-reported? A think aloud study. *Soc Sci Med* 2013;**87**:116–22. <https://doi.org/10.1016/j.socscimed.2013.03.035>
209. Davidson Lund A. Getting involved. *Care and Cure Magazine*, Autumn 2017.
210. Higginson IJ, Evans CJ, Grande G, Preston N, Morgan M, McCrone P, *et al.* Evaluating complex interventions in end of life care: the MORECare statement on good practice generated by a synthesis of transparent expert consultations and systematic reviews. *BMC Med* 2013;**11**:111. <https://doi.org/10.1186/1741-7015-11-111>
211. Lichtwarck B, Selbaek G, Kirkevold Ø, Rokstad AMM, Benth JS, Lindstrøm JC, Bergh S. Targeted interdisciplinary model for evaluation and treatment of neuropsychiatric symptoms: a cluster randomized controlled trial. *Am J Geriatr Psychiatry* 2018;**26**:25–38. <https://doi.org/10.1016/j.jagp.2017.05.015>

212. Barron DN, West E. The quasi-market for adult residential care in the UK: Do for-profit, not-for-profit or public sector residential care and nursing homes provide better quality care? *Soc Sci Med* 2017;**179**:137–46. <https://doi.org/10.1016/j.socscimed.2017.02.037>
213. Towers AM, Palmer S, Smith N, Collins G, Allan S. A cross-sectional study exploring the relationship between regulator quality ratings and care home residents' quality of life in England. *Health Qual Life Outcomes* 2019;**17**:22. <https://doi.org/10.1186/s12955-019-1093-1>
214. Surr CA, Walwyn RE, Lilley-Kelly A, Cicero R, Meads D, Ballard C, *et al.* Evaluating the effectiveness and cost-effectiveness of Dementia Care Mapping™ to enable person-centred care for people with dementia and their carers (DCM-EPIC) in care homes: study protocol for a randomised controlled trial. *Trials* 2016;**17**:300. <https://doi.org/10.1186/s13063-016-1416-z>
215. Surr C, Lilley-Kelly A, Graham L, Walwyn R, Cicero R, Griffiths A, *et al.* Complexities of trial recruitment in the care home setting: an illustration via the DCM™ epic (dementia care mapping™: to enable person-centred care in care homes) trial. *Trials* 2015;**16**:P96. <https://doi.org/10.1186/1745-6215-16-S2-P96>
216. Hawe P, Shiell A, Riley T. Complex interventions: how 'out of control' can a randomised controlled trial be? *BMJ* 2004;**328**:1561–3. <https://doi.org/10.1136/bmj.328.7455.1561>
217. McCormack B, McCance T. The Person-Centred Practice Framework. In McCormack B, McCance T, editors. *Person-Centred Practice in Nursing and Healthcare*. Chichester: Wiley-Blackwell; 2016. pp. 36–64.
218. Bray J, Atkinson T, Latham I, Brooker D. Practice of Namaste Care for people living with dementia in the UK. *Nurs Older People* 2018;**31**:22–8. <https://doi.org/10.7748/nop.2018.e1109>



## Appendix 1 Primary outcome measure completion rates (all participants)

TABLE 35 Primary outcome measure completion rates (all participants)

| Measure                               | Time point |        |        |        |         |         |         |         |
|---------------------------------------|------------|--------|--------|--------|---------|---------|---------|---------|
|                                       | Baseline   | Week 2 | Week 4 | Week 8 | Week 12 | Week 16 | Week 20 | Week 24 |
| <b>CAD-EOLD</b>                       |            |        |        |        |         |         |         |         |
| Total number of residents             | 32         | 32     | 32     | 32     | 32      | 32      | 32      | 32      |
| Number withdrawn or lost to follow-up | 0          | 1      | 1      | 3      | 3       | 7       | 14      | 15      |
| Number with incomplete CAD-EOLD       | 3          | 1      | 0      | 0      | 0       | 1       | 0       | 1       |
| Number with completed CAD-EOLD        | 29         | 30     | 31     | 29     | 29      | 24      | 18      | 16      |
| % of total with completed CAD-EOLD    | 91         | 94     | 97     | 91     | 91      | 75      | 56      | 50      |
| <b>QUALID</b>                         |            |        |        |        |         |         |         |         |
| Total number of residents             | 32         | 32     | 32     | 32     | 32      | 32      | 32      | 32      |
| Number withdrawn or lost to follow-up | 0          | 1      | 1      | 3      | 3       | 7       | 14      | 15      |
| Number with incomplete QUALID         | 0          | 1      | 1      | 2      | 1       | 1       | 5       | 4       |
| Number with completed QUALID          | 31         | 30     | 30     | 27     | 28      | 24      | 13      | 13      |
| % of total with completed QUALID      | 100        | 94     | 94     | 84     | 88      | 75      | 41      | 41      |



## Appendix 2 Secondary outcome measure completion rates

TABLE 36 Secondary outcome measure completion rates

| Measure                                  | Time point |        |        |
|--|------------|--------|--------|
|  | Baseline   | Week 2 | Week 4 |
| <b>NPI-Q severity</b>                    |            |        |        |
| Total number of residents                | 32         | 32     | 32     |
| Number withdrawn or lost to follow-up    | 0          | 1      | 1      |
| Number with incomplete NPI-Q severity    | 7          | 6      | 6      |
| Number with completed NPI-Q severity     | 25         | 25     | 25     |
| % of total with completed NPI-Q severity | 78         | 78     | 78     |
| <b>NPI-Q distress</b>                    |            |        |        |
| Total number of residents                | 32         | 32     | 32     |
| Number withdrawn or lost to follow-up    | 0          | 1      | 1      |
| Number with incomplete NPI-Q distress    | 7          | 5      | 7      |
| Number with completed NPI-Q distress     | 25         | 26     | 24     |
| % of total with completed NPI-Q distress | 78         | 81     | 75     |
| <b>CMAI</b>                              |            |        |        |
| Total number of residents                | 32         | 32     | 32     |
| Number withdrawn or lost to follow-up    | 0          | 1      | 1      |
| Number with incomplete CMAI              | 0          | 0      | 2      |
| Number with completed CMAI               | 32         | 31     | 29     |
| % of total with completed CMAI           | 100        | 97     | 91     |
| <b>PAIN-AD</b>                           |            |        |        |
| Total number of residents                | 32         | 32     | 32     |
| Number withdrawn or lost to follow-up    | 0          | 1      | 1      |
| Number with incomplete PAIN-AD           | 0          | 0      | 0      |
| Number with completed PAIN-AD            | 32         | 31     | 31     |
| % of total with completed PAIN-AD        | 100        | 97     | 97     |





## Appendix 3 Primary outcome measure data: Comfort Assessment in Dying – End of Life Care in Dementia

TABLE 37 The CAD-EOLD total score

| Time point   | Intervention  | Control       | Overall       |
|--|---------------|---------------|---------------|
| Number of resident questionnaires at each time point |               |               |               |
| Baseline   | 18            | 14            | 32            |
| Week 2   | 17            | 14            | 31            |
| Week 4   | 17            | 14            | 31            |
| Week 8   | 15            | 14            | 29            |
| Week 12  | 15            | 14            | 29            |
| Week 16  | 13            | 12            | 25            |
| Week 20  | 10            | 8             | 18            |
| Week 24  | 10            | 7             | 17            |
| Bereavement  | 3             | 1             | 4             |
| CAD-EOLD, mean (SD); <i>n</i> missing                |               |               |               |
| Baseline   | 34.8 (4.0); 1 | 33.6 (4.7); 2 | 34.3 (4.2); 3 |
| 2 weeks  | 36.5 (2.6); 0 | 32.6 (3.8); 1 | 34.8 (3.7); 1 |
| 4 weeks  | 36.4 (4.0); 0 | 33.4 (3.4); 0 | 35.1 (4.0); 0 |
| 8 weeks  | 35.5 (3.6); 0 | 32.1 (2.5); 0 | 33.9 (3.5); 0 |
| 12 weeks   | 36.5 (4.5); 0 | 33.9 (2.5); 0 | 35.3 (3.9); 0 |
| 16 weeks   | 35.1 (2.9); 1 | 33.8 (3.7); 0 | 34.4 (3.3); 1 |
| 20 weeks   | 36.5 (4.0); 0 | 35.3 (2.1); 0 | 35.9 (3.3); 0 |
| 24 weeks   | 37.6 (2.9); 1 | 33.6 (1.9); 0 | 35.8 (3.2); 1 |
| Bereaved   | 31.0 (6.2); 0 | 31.0 (-); 0   | 31.0 (5.1); 0 |

TABLE 38 The CAD-EOLD physical distress and dying symptoms subscales

| Time point  | Intervention  | Control       | Overall       |
|---|---------------|---------------|---------------|
| CAD-EOLD physical distress, mean (SD); <i>n</i> missing |               |               |               |
| Baseline  | 9.9 (1.3); 0  | 9.2 (1.5); 1  | 9.6 (1.4); 1  |
| 2 weeks   | 10.3 (1.0); 0 | 8.3 (1.5); 0  | 9.4 (1.6); 0  |
| 4 weeks   | 9.8 (1.6); 0  | 9.1 (1.7); 0  | 9.5 (1.6); 0  |
| 8 weeks   | 10.0 (1.3); 0 | 8.4 (1.0); 0  | 9.2 (1.4); 0  |
| 12 weeks  | 10.7 (1.6); 0 | 9.2 (1.3); 0  | 10.0 (1.6); 0 |
| 16 weeks  | 10.3 (1.3); 0 | 9.6 (1.6); 0  | 10.0 (1.5); 0 |
| 20 weeks  | 11.2 (1.2); 0 | 9.9 (1.6); 0  | 10.6 (1.5); 0 |
| 24 weeks  | 10.8 (1.5); 0 | 9.6 (1.3); 0  | 10.3 (1.5); 0 |
| Bereaved  | 8.0 (2.6); 0  | 10.0 (-); 0   | 8.5 (2.4); 0  |
| CAD-EOLD dying symptoms, mean (SD); <i>n</i> missing    |               |               |               |
| Baseline  | 11.4 (0.9); 0 | 10.8 (1.9); 1 | 11.2 (1.4); 1 |
| 2 weeks   | 11.7 (0.6); 0 | 10.9 (1.6); 0 | 11.3 (1.2); 0 |
| 4 weeks   | 11.6 (1.1); 0 | 11.3 (1.7); 0 | 11.5 (1.4); 0 |
| 8 weeks   | 11.9 (0.3); 0 | 10.8 (1.6); 0 | 11.4 (1.3); 0 |
| 12 weeks  | 11.5 (1.1); 0 | 11.1 (1.3); 0 | 11.3 (1.2); 0 |
| 16 weeks  | 11.6 (0.9); 0 | 10.8 (1.9); 0 | 11.2 (1.5); 0 |
| 20 weeks  | 11.1 (1.2); 0 | 10.8 (2.2); 0 | 10.9 (1.7); 0 |
| 24 weeks  | 10.0 (2.4); 0 | 11.6 (1.1); 0 | 10.6 (2.1); 0 |
| Bereaved  | 10.0 (3.5); 0 | 5.0 (-); 0    | 8.8 (3.8); 0  |

TABLE 39 The CAD-EOLD emotional distress and well-being subscales

| Time point   | Intervention  | Control       | Overall       |
|--|---------------|---------------|---------------|
| CAD-EOLD emotional distress, mean (SD); <i>n</i> missing |               |               |               |
| Baseline   | 10.3 (1.4); 1 | 9.8 (1.4); 0  | 10.1 (1.4); 1 |
| 2 weeks  | 10.6 (1.4); 0 | 9.0 (1.5); 1  | 9.9 (1.6); 1  |
| 4 weeks  | 10.8 (1.0); 0 | 9.4 (1.2); 0  | 10.2 (1.3); 0 |
| 8 weeks  | 10.1 (2.3); 0 | 9.8 (1.3); 0  | 10.0 (1.9); 0 |
| 12 weeks   | 10.3 (1.5); 0 | 9.9 (1.4); 0  | 10.1 (1.5); 0 |
| 16 weeks   | 9.9 (1.3); 0  | 10.0 (1.2); 0 | 10.0 (1.2); 0 |
| 20 weeks   | 11.0 (1.2); 0 | 10.8 (1.0); 0 | 10.9 (1.1); 0 |
| 24 weeks   | 11.3 (1.0); 1 | 9.3 (0.8); 0  | 10.4 (1.4); 1 |
| Bereaved   | 9.3 (1.5); 0  | 12.0 (-); 0   | 10.0 (1.8); 0 |
| CAD-EOLD well-being, mean (SD); <i>n</i> missing         |               |               |               |
| Baseline   | 5.7 (2.2); 0  | 5.7 (1.5); 0  | 5.7 (1.9); 0  |
| 2 weeks  | 5.1 (1.8); 0  | 5.4 (1.6); 0  | 5.2 (1.7); 0  |
| 4 weeks  | 5.0 (1.9); 0  | 5.6 (1.2); 0  | 5.3 (1.6); 0  |
| 8 weeks  | 5.5 (1.5); 0  | 6.1 (1.1); 0  | 5.8 (1.3); 0  |
| 12 weeks   | 5.1 (2.2); 0  | 5.5 (1.0); 0  | 5.3 (1.7); 0  |
| 16 weeks   | 5.5 (2.0); 1  | 5.8 (0.9); 0  | 5.6 (1.5); 1  |
| 20 weeks   | 5.9 (2.6); 0  | 5.3 (1.4); 0  | 5.6 (2.1); 0  |
| 24 weeks   | 4.8 (1.6); 0  | 5.9 (0.9); 0  | 5.2 (1.4); 0  |
| Bereaved   | 6.0 (0.0); 0  | 6.0 (-); 0    | 6.0 (0.0); 0  |



## Appendix 4 Primary outcome measure data: Quality of Life in Late Stage Dementia

TABLE 40 Primary outcome measure data: QUALID

| Time point   | Intervention  | Control       | Overall       |
|--|---------------|---------------|---------------|
| Number of resident questionnaires at each time point |               |               |               |
| Baseline   | 18            | 14            | 32            |
| Week 2   | 17            | 14            | 31            |
| Week 4   | 17            | 14            | 31            |
| Week 8   | 15            | 14            | 29            |
| Week 12  | 15            | 14            | 29            |
| Week 16  | 13            | 12            | 25            |
| Week 20  | 10            | 8             | 18            |
| Week 24  | 10            | 7             | 17            |
| Bereavement  | 3             | 1             | 4             |
| QUALID total score, mean (SD); n missing             |               |               |               |
| Baseline   | 24.0 (8.4); 0 | 27.1 (8.0); 0 | 25.3 (8.2); 0 |
| 2 weeks  | 21.4 (3.8); 1 | 29.1 (8.6); 0 | 25.0 (7.5); 1 |
| 4 weeks  | 22.9 (7.1); 0 | 25.7 (7.4); 1 | 24.1 (7.2); 1 |
| 8 weeks  | 21.9 (6.3); 1 | 26.9 (5.4); 1 | 24.3 (6.3); 2 |
| 12 weeks   | 22.0 (7.5); 1 | 27.3 (8.0); 0 | 24.6 (8.1); 1 |
| 16 weeks   | 21.5 (5.9); 1 | 26.5 (6.7); 0 | 23.9 (6.7); 1 |
| 20 weeks   | 21.2 (6.1); 3 | 28.1 (6.1); 2 | 24.3 (6.9); 5 |
| 24 weeks   | 19.9 (7.5); 4 | 28.1 (7.8); 0 | 23.5 (8.5); 4 |
| Bereaved   | 31.0 (5.2); 0 | 27.0 (-); 0   | 30.0 (4.7); 0 |



## Appendix 5 Secondary outcome measures data: NPI-Q

TABLE 41 The NPI-Q symptom presence frequency over time

| Symptom               | Symptom present (n) |    |     |                 |    |     |                        |    |     |                      |    |     |
|-----------------------|---------------------|----|-----|-----------------|----|-----|------------------------|----|-----|----------------------|----|-----|
|                       | Control: baseline   |    |     | Control: week 4 |    |     | Intervention: baseline |    |     | Intervention: week 4 |    |     |
|                       | Missing             | No | Yes | Missing         | No | Yes | Missing                | No | Yes | Missing              | No | Yes |
| Agitation/aggression  | 0                   | 2  | 12  | 0               | 3  | 11  | 1                      | 6  | 11  | 1                    | 9  | 7   |
| Anxiety               | 0                   | 11 | 3   | 0               | 13 | 1   | 2                      | 12 | 4   | 1                    | 14 | 2   |
| Apathy/indifference   | 0                   | 13 | 1   | 0               | 13 | 1   | 0                      | 12 | 6   | 1                    | 14 | 2   |
| Appetite/eating       | 1                   | 8  | 5   | 0               | 10 | 4   | 0                      | 13 | 5   | 1                    | 13 | 3   |
| Delusions             | 0                   | 11 | 3   | 0               | 12 | 2   | 1                      | 14 | 3   | 1                    | 15 | 1   |
| Depression/dysphoria  | 0                   | 6  | 8   | 0               | 8  | 6   | 2                      | 9  | 7   | 1                    | 10 | 6   |
| Disinhibition         | 0                   | 11 | 3   | 0               | 9  | 5   | 1                      | 14 | 3   | 1                    | 14 | 2   |
| Elation/euphoria      | 0                   | 10 | 4   | 0               | 8  | 6   | 1                      | 13 | 4   | 1                    | 15 | 1   |
| Hallucinations        | 0                   | 12 | 2   | 0               | 12 | 2   | 1                      | 12 | 5   | 1                    | 11 | 5   |
| Irritability/lability | 0                   | 12 | 2   | 0               | 8  | 6   | 1                      | 12 | 5   | 0                    | 14 | 3   |
| Motor disturbance     | 0                   | 8  | 6   | 0               | 7  | 7   | 1                      | 9  | 8   | 0                    | 13 | 4   |
| Night-time behaviours | 2                   | 5  | 7   | 2               | 3  | 9   | 3                      | 10 | 5   | 3                    | 11 | 3   |

TABLE 42 The NPI-Q symptom severity and distress scores

| Time point   | Intervention  | Control      | Overall      |
|--|---------------|--------------|--------------|
| Number of resident questionnaires at each time point |               |              |              |
| Baseline   | 18            | 14           | 32           |
| Week 2   | 17            | 14           | 31           |
| Week 4   | 17            | 14           | 31           |
| NPI-Q severity score, mean (SD); n missing           |               |              |              |
| Baseline   | 8.1 (8.4); 4  | 7.8 (5.2); 3 | 8.0 (7.0); 7 |
| 2 weeks  | 3.8 (5.2); 3  | 8.4 (4.4); 3 | 6.0 (5.3); 6 |
| 4 weeks  | 2.9 (3.6); 4  | 8.0 (4.7); 2 | 5.4 (4.8); 6 |
| NPI-Q distress score, mean (SD); n missing           |               |              |              |
| Baseline   | 8.3 (11.7); 4 | 8.5 (6.6); 3 | 8.4 (9.6); 7 |
| 2 weeks  | 1.7 (1.9); 2  | 7.0 (5.2); 3 | 4.1 (4.6); 5 |
| 4 weeks  | 1.1 (1.0); 5  | 6.3 (6.1); 2 | 3.7 (5.0); 7 |





## Appendix 6 Secondary outcome measures data: Cohen-Mansfield Agitation Inventory

TABLE 43 Secondary outcome measures data: CMAI

| Time point  | Intervention   | Control       | Overall       |
|---|----------------|---------------|---------------|
| Number of resident questionnaires at each time point            |                |               |               |
| Baseline  | 18             | 14            | 32            |
| Week 2  | 17             | 14            | 31            |
| Week 4  | 17             | 14            | 31            |
| CMAI total, mean (SD); n missing                                |                |               |               |
| Baseline  | 22.9 (10.4); 0 | 23.6 (6.1); 0 | 23.3 (8.7); 0 |
| 2 weeks   | 19.4 (6.5); 0  | 25.5 (6.3); 0 | 22.2 (7.0); 0 |
| 4 weeks   | 18.6 (5.5); 1  | 25.3 (7.5); 1 | 21.6 (7.2); 2 |
| CMAI aggressive behaviours, mean (SD); n missing                |                |               |               |
| Baseline  | 6.7 (3.7); 0   | 8.9 (3.6); 0  | 7.6 (3.7); 0  |
| 2 weeks   | 6.2 (3.0); 0   | 9.2 (3.0); 0  | 7.5 (3.3); 0  |
| 4 weeks   | 5.6 (2.2); 1   | 9.1 (3.5); 0  | 7.2 (3.3); 1  |
| CMAI physically non-aggressive behaviours, mean (SD); n missing |                |               |               |
| Baseline  | 8.1 (4.2); 0   | 6.6 (2.1); 0  | 7.5 (3.5); 0  |
| 2 weeks   | 6.4 (2.2); 0   | 7.7 (2.4); 0  | 7.0 (2.4); 0  |
| 4 weeks   | 7.1 (3.9); 0   | 8.2 (4.2); 0  | 7.6 (4.0); 0  |
| CMAI verbally agitated behaviours, mean (SD); n missing         |                |               |               |
| Baseline  | 8.2 (3.5); 0   | 8.1 (2.3); 0  | 8.2 (3.0); 0  |
| 2 weeks   | 6.8 (2.4); 0   | 8.6 (3.2); 0  | 7.6 (2.9); 0  |
| 4 weeks   | 5.7 (1.4); 0   | 8.8 (3.1); 1  | 7.0 (2.7); 1  |



## Appendix 7 Secondary outcome measures data: Pain Assessment in Advanced Dementia

TABLE 44 Secondary outcome measures data: PAIN-AD

| Time point                                     | Intervention | Control      | Overall      |
|--|--------------|--------------|--------------|
| Resident questionnaires at each time point (n) |              |              |              |
| Baseline                                       | 18           | 14           | 32           |
| Week 2   | 17           | 14           | 31           |
| Week 4   | 17           | 14           | 31           |
| CMAI total, mean (SD); n missing               |              |              |              |
| Baseline                                       | 3.6 (2.1); 0 | 5.4 (3.1); 0 | 4.4 (2.7); 0 |
| 2 weeks  | 1.6 (1.5); 0 | 5.3 (2.7); 0 | 3.3 (2.8); 0 |
| 4 weeks  | 2.3 (1.6); 0 | 5.3 (3.0); 0 | 3.6 (2.8); 0 |



## Appendix 8 Actigraphy summaries

TABLE 45 Actigraphy summaries

| Summary                | Trial arm    | Mean   | SD     | Median | Lower quartile | Upper quartile | Minimum | Maximum |
|------------------------|--------------|--------|--------|--------|----------------|----------------|---------|---------|
| Sleep-wake ratios      | Overall      | 4.08   | 3.22   | 2.72   | 1.91           | 6.33           | 0.58    | 13.5    |
|                        | Control      | 4.01   | 3.22   | 3.19   | 2.47           | 3.97           | 1.57    | 13.5    |
|                        | Intervention | 4.13   | 3.32   | 2.48   | 1.91           | 7.21           | 0.58    | 10.05   |
| Time asleep            | Overall      | 459.94 | 123.27 | 458.72 | 391.72         | 542.47         | 196.64  | 706.29  |
|                        | Control      | 462.15 | 74.81  | 467.16 | 414.58         | 517.91         | 337.5   | 574.48  |
|                        | Intervention | 458.33 | 151.19 | 439.23 | 391.72         | 600.45         | 196.64  | 706.29  |
| Sleep efficiency       | Overall      | 0.68   | 0.14   | 0.69   | 0.56           | 0.81           | 0.35    | 0.9     |
|                        | Control      | 0.71   | 0.1    | 0.72   | 0.68           | 0.77           | 0.55    | 0.9     |
|                        | Intervention | 0.65   | 0.17   | 0.65   | 0.55           | 0.82           | 0.35    | 0.87    |
| Wake after sleep onset | Overall      | 213.53 | 86.58  | 204.82 | 143.5          | 275.62         | 34.88   | 383.69  |
|                        | Control      | 193.14 | 70.45  | 194.05 | 167.15         | 209.76         | 34.88   | 294.39  |
|                        | Intervention | 228.26 | 95.79  | 234.22 | 138.07         | 317.88         | 95.24   | 383.69  |
| Total activity         | Overall      | 8.66   | 4.32   | 7.77   | 5.64           | 10.69          | 3.54    | 25      |
|                        | Control      | 7.31   | 2.15   | 7.59   | 5.79           | 9.02           | 3.54    | 10.69   |
|                        | Intervention | 9.63   | 5.23   | 8.19   | 5.35           | 12.56          | 4.52    | 25      |
| Intradaily variability | Overall      | 0.7    | 0.22   | 0.7    | 0.59           | 0.79           | 0.21    | 1.18    |
|                        | Control      | 0.78   | 0.23   | 0.77   | 0.66           | 0.89           | 0.32    | 1.18    |
|                        | Intervention | 0.64   | 0.2    | 0.67   | 0.57           | 0.73           | 0.21    | 1.05    |
| Interdaily stability   | Overall      | 0.08   | 0.05   | 0.07   | 0.04           | 0.09           | 0.01    | 0.22    |
|                        | Control      | 0.08   | 0.05   | 0.07   | 0.04           | 0.09           | 0.02    | 0.21    |
|                        | Intervention | 0.08   | 0.06   | 0.06   | 0.04           | 0.09           | 0.01    | 0.22    |

IQR, interquartile range.



## Appendix 9 Think-aloud analysis: detailed methods

Interviews were fully transcribed and then segmented by questionnaire and item. These segments were presented to three raters along with information about the scores given by the proxy respondents for each questionnaire item. Three raters then independently assessed the transcript for errors in terms of:

1. comprehension (understanding the question in the way intended)
2. retrieval (retrieving information – in general, this is assumed to be the ability to retrieve information from long-term memory, but, for this case, with proxy respondents, it was also used to indicate errors where the respondent was unable to retrieve information that they were unaware of)
3. judgement (judging how the retrieved information should be used to answer the question), response (providing a valid response) or struggle (providing a correct response, but struggling in the process).

Definitions of each error type and examples of potential errors were available to raters.

Each rater made an independent assessment of error for each questionnaire item, for each questionnaire, for each proxy respondent. A set of rules was then used to determine whether or not a response should be classified as an error and, if so, of what type:

- If an error type was identified by all raters, then an error of that type was recorded.
- If no error was identified by any rater, then no error was recorded.
- If an error was identified by one or two raters, then the raters collectively came to a final decision through discussion.
- If an error was identified by all three raters, but there was disagreement about the nature of the error, then the raters collectively came to a final decision through discussion.
- If raters could not come to a collective decision through discussion, then the final assessment was made based on majority choice.





## Appendix 10 Phase 3 detailed nursing home costs of providing the Namaste Care intervention

The reported costs of any items the nursing homes purchased to use in the Namaste Care programme that they would not have purchased for usual care, either as fixed set-up costs or as variable costs of consumables, are shown in *Table 46*. One nursing home had detailed petty-cash records available; for the other nursing home that used resources to provide the intervention, information was obtained through the staff interviews. Two of the intervention nursing homes required extra items to carry out the Namaste Care sessions, while the others already had all of the necessary items as part of the nursing homes' provision of usual care. One of these nursing homes already had a 'sensory room' available as part of its usual care provision, and this home simply needed to adapt the room for Namaste Care use based on the intervention protocol. For the other nursing home, it seemed that its ability to provide Namaste Care might have been compromised as a result of lack of funds and staff availability.

The two nursing homes that had needed to purchase additional items also required additional staffing to carry out the programme sessions. The cost that the nursing homes incurred from paying any additional staff wages as a result of increased staffing levels were combined with the costs of the items purchased to give the total cost of implementing Namaste Care to each of the homes, as shown in *Table 47*. The mean cost of implementing the programme across intervention homes over the 4-week intervention period was calculated. As some of the intervention nursing homes reported no additional costs, the mean intervention cost based only on the two homes that had needed additional resources is also reported in *Table 47*, as this provides the most useful information about the likely costs for nursing homes that lack the capacity to run Namaste Care using their existing resources. For these two nursing homes, the cost for each resident per session was £8.30 (SD £3.49).

TABLE 46 Items purchased by nursing homes for the delivery of the Namaste Care programme

| Item                | Fixed/variable cost | Reported cost (£) |
|---------------------|---------------------|-------------------|
| Massage oils/creams | Variable            | 40.00             |
| Lights              | Fixed               | 20.00             |
| CDs                 | Fixed               | 3.00              |
| Aromatherapy set    | Fixed               | 75.00             |
| Washing bowl        | Fixed               | 20.00             |
| Wash bag            | Fixed               | 5.98              |
| Towels              | Fixed               | 30.00             |
| Throws/pillows      | Fixed               | 79.00             |
| Curtains/cosmetics  | Fixed/variable      | 38.40             |
| Diffuser/smells     | Fixed               | 3.50              |
| Chairs              | Fixed               | 50.00             |
| Cushions            | Fixed               | 3.50              |
| Flowers             | Fixed               | 15.00             |
| Snacks              | Variable            | 10.00             |

CD, compact disc.

TABLE 47 Mean (SD) Namaste Care programme costs for nursing homes running the intervention

| Nursing home                                     | Costs (£)       |                 |                          |                 |                              |
|--|-----------------|-----------------|--------------------------|-----------------|------------------------------|
|  | Item costs      | Staff costs     | Staff costs per resident | Programme total | Programme total per resident |
| n01  | 0.00            | 0.00            | 0.00                     | 0.00            | 0.00                         |
| n02  | 63.00           | 893.56          | 223.39                   | 956.56          | 239.14                       |
| n04  | 0.00            | 0.00            | 0.00                     | 0.00            | 0.00                         |
| n07  | 330.38          | 693.12          | 138.62                   | 1023.50         | 204.70                       |
| Intervention mean (SD)                           | 98.35 (157.52)  | 396.67 (465.29) | 90.50 (110.09)           | 495.02 (572.25) | 110.96 (128.89)              |
| Intervention mean for homes incurring costs (SD) | 196.69 (189.07) | 793.34 (141.73) | 181.01 (59.94)           | 990.03 (47.33)  | 221.92 (24.35)               |

## Appendix 11 Phase 3 detailed NHS costs associated with the Namaste Care intervention

The mean costs of the total, psychotropic and pain medication use from baseline to 4 weeks post baseline for each nursing home and by trial arm are presented in *Table 48*. This table contains two estimates of total costs because in nursing home n07 some records of medication use for residents had been archived; this affected four residents to varying degrees.

Given this issue, *Table 49* provides the mean costs per resident across all services, including both values including and values excluding the costs for nursing home n07.

TABLE 48 Per-resident mean and SD of medication use cost within the nursing homes and by trial arm

| Nursing home                       | Mean (SD) per-resident total medication use cost (£) | Mean (SD) per-resident psychotropic medication use cost (£) | Mean (SD) per-resident pain medication use cost (£) |
|------------------------------------|--|---|---|
| n01                                | 303.62 (130.92)                                      | 2.40 (1.16)   | 17.51 (21.30)                                       |
| n02                                | 167.80 (154.11)                                      | 4.59 (5.35)   | 24.09 (30.95)                                       |
| n04                                | 92.44 (85.85)  | 9.49 (9.99)   | 39.77 (31.64)                                       |
| n07                                | 3.65 (7.68)  | 0.18 (0.33)   | 0.00 (0.00)   |
| Total intervention                 | 146 (156.29)   | 3.51 (5.39)   | 17.84 (24.85)                                       |
| Total intervention (excluding n07) | 205.55 (149.76)                                      | 4.90 (5.92)   | 25.27 (26.33)                                       |
| n03                                | 120.77 (104.73)                                      | 59.19 (102.48)  | 7.06 (7.27)   |
| n06                                | 137.41 (119.86)                                      | 22.09 (51.85)   | 0.00 (0.00)   |
| Control population                 | 127.90 (107.26)                                      | 43.29 (83.98)   | 4.03 (6.45)   |

TABLE 49 Mean total cost over 4 weeks per resident for each nursing home and trial arm by broad category, including and excluding nursing home n07

| Nursing home                       | Costs to the NHS (£)  |                                |                     | Cost to nursing home (£)    |                 |
|------------------------------------|-----------------------|--------------------------------|---------------------|-----------------------------|-----------------|
|                                    | Mean service use cost | Mean total medication use cost | Mean total NHS cost | Per-resident programme cost | Mean total cost |
| n01                                | 143.28                | 303.62                         | 446.90              | 0.00                        | 446.90          |
| n02                                | 19.00                 | 167.80                         | 186.80              | 239.14                      | 425.94          |
| n04                                | 196.53                | 92.44                          | 288.98              | 0.00                        | 288.98          |
| n07                                | 21.04                 | 3.65                           | 24.69               | 204.70                      | 229.39          |
| Total intervention                 | 87.48                 | 146.17                         | 233.65              | 110.96                      | 344.61          |
| Total intervention (excluding n07) | 115.17                | 205.55                         | 320.72              | 79.71                       | 400.43          |
| n03                                | 561.00                | 120.77                         | 681.77              | 0.00                        | 681.77          |
| n06                                | 661.33                | 137.41                         | 798.74              | 0.00                        | 798.74          |
| Total control                      | 604.00                | 127.90                         | 731.90              | 0.00                        | 731.90          |

The use of dementia memory assessment services by three residents living in control homes was unexpected given that residents were living with advanced dementia. *Table 50* shows the impact of excluding this atypical and expensive resource.

Items the nursing homes purchased for the Namaste Care sessions were largely associated with initial set-up costs; *Table 51* provides the estimates of costs, excluding these set-up costs.

The costs of the Namaste Care intervention in the primary analysis were the additional costs actually incurred by the nursing homes. An alternative approach to costing the service is to apply recently published estimates of the cost of Namaste Care generated using a modelling approach to the number of sessions residents received in each home.<sup>181</sup> This sensitivity analysis is shown in *Table 52*.

**TABLE 50** Mean total cost per resident for each nursing home and trial arm by broad category, excluding the costs of dementia memory services

| Nursing home                       | Costs to the NHS (£)   |                           |                      | Cost to nursing home (£)    |                  |
|------------------------------------|------------------------|---------------------------|----------------------|-----------------------------|------------------|
|                                    | Mean service use costs | Mean total drug use costs | Mean total NHS costs | Per-resident programme cost | Mean total costs |
| n01                                | 143.28                 | 303.62                    | 446.90               | 0.00                        | 446.90           |
| n02                                | 19.00                  | 167.80                    | 186.80               | 239.14                      | 425.94           |
| n04                                | 196.53                 | 92.44                     | 288.98               | 0.00                        | 288.98           |
| n07                                | 21.04                  | 3.65                      | 24.69                | 204.70                      | 229.39           |
| Total intervention                 | 87.48                  | 146.17                    | 233.65               | 110.96                      | 344.61           |
| Total intervention (excluding n07) | 115.17                 | 205.55                    | 320.72               | 79.71                       | 400.43           |
| n03                                | 251.00                 | 120.77                    | 371.77               | 0.00                        | 371.77           |
| n06                                | 454.67                 | 137.41                    | 592.08               | 0.00                        | 592.08           |
| Total control                      | 338.29                 | 127.90                    | 466.18               | 0.00                        | 466.18           |

**TABLE 51** Sensitivity analysis excluding the cost of items purchased by the nursing homes for Namaste Care sessions

| Nursing home                       | Costs to the NHS (£)   |                           |                      | Cost to nursing home (£) |                  |
|------------------------------------|------------------------|---------------------------|----------------------|--------------------------|------------------|
|                                    | Mean service use costs | Mean total drug use costs | Mean total NHS costs | Staff costs per resident | Mean total costs |
| n01                                | 143.28                 | 303.62                    | 446.90               | 0.00                     | 446.90           |
| n02                                | 19.00                  | 167.80                    | 186.80               | 223.39                   | 410.19           |
| n04                                | 196.53                 | 92.44                     | 288.98               | 0.00                     | 288.98           |
| n07                                | 21.04                  | 3.65                      | 24.69                | 138.62                   | 163.31           |
| Total intervention                 | 87.48                  | 146.17                    | 233.65               | 90.50                    | 324.16           |
| Total intervention (excluding n07) | 115.17                 | 205.55                    | 320.72               | 74.46                    | 395.18           |
| n03                                | 561.00                 | 120.77                    | 681.77               | 0.00                     | 681.77           |
| n06                                | 661.33                 | 137.41                    | 798.74               | 0.00                     | 798.74           |
| Total control                      | 604.00                 | 127.90                    | 731.90               | 0.00                     | 731.90           |

TABLE 52 Sensitivity analysis using published Namaste Care session cost<sup>a</sup> inputs

| Nursing home                       | Costs to the NHS (£)   |                                 |                      | Costs to nursing home (£)   |                 |
|------------------------------------|------------------------|---------------------------------|----------------------|-----------------------------|-----------------|
|                                    | Mean service use costs | Mean total medication use costs | Mean total NHS costs | Per-resident programme cost | Mean total cost |
| n01                                | 143.28                 | 303.62                          | 446.90               | 117.52                      | 564.42          |
| n02                                | 19.00                  | 167.80                          | 186.80               | 370.64                      | 557.44          |
| n04                                | 196.53                 | 92.44                           | 288.98               | 153.68                      | 442.66          |
| n07                                | 21.04                  | 3.65                            | 24.69                | 171.76                      | 196.45          |
| Total intervention                 | 87.48                  | 146.17                          | 233.65               | 203.40                      | 437.05          |
| Total intervention (excluding n07) | 115.17                 | 205.55                          | 320.72               | 213.95                      | 534.67          |
| n03                                | 561.00                 | 120.77                          | 681.77               | 0.00                        | 681.77          |
| n06                                | 661.33                 | 137.41                          | 798.74               | 0.00                        | 798.74          |
| Total control                      | 604.00                 | 127.90                          | 731.90               | 0.00                        | 731.90          |

a Cost source: Bray *et al.*<sup>181</sup>





EME  
HS&DR  
**HTA**  
PGfAR  
PHR

Part of the NIHR Journals Library  
[www.journalslibrary.nihr.ac.uk](http://www.journalslibrary.nihr.ac.uk)

*This report presents independent research funded by the National Institute for Health Research (NIHR).  
The views expressed are those of the author(s) and not necessarily those of the NHS, the NIHR or the  
Department of Health and Social Care*

***Published by the NIHR Journals Library***