



Health Technology Assessment

Volume 27 • Issue 26 • November 2023

ISSN 1366-5278

Pragmatic randomised controlled trial of guided self-help versus individual cognitive behavioural therapy with a trauma focus for post-traumatic stress disorder (RAPID)

Jonathan I Bisson, Cono Ariti, Katherine Cullen, Neil Kitchiner, Catrin Lewis, Neil P Roberts, Natalie Simon, Kim Smallman, Katy Addison, Vicky Bell, Lucy Brookes-Howell, Sarah Cosgrove, Anke Ehlers, Deborah Fitzsimmons, Paula Foscarini-Craggs, Shaun R S Harris, Mark Kelson, Karina Lovell, Maureen McKenna, Rachel McNamara, Claire Nollett, Tim Pickles and Rhys Williams-Thomas



Pragmatic randomised controlled trial of guided self-help versus individual cognitive behavioural therapy with a trauma focus for post-traumatic stress disorder (RAPID)

Jonathan I Bisson^{1*}, Cono Ariti², Katherine Cullen³,
Neil Kitchiner^{1,4}, Catrin Lewis¹, Neil P Roberts^{1,4},
Natalie Simon¹, Kim Smallman², Katy Addison²,
Vicky Bell⁵, Lucy Brookes-Howell², Sarah Cosgrove¹,
Anke Ehlers⁶, Deborah Fitzsimmons³,
Paula Foscarini-Craggs², Shaun R S Harris³,
Mark Kelson⁷, Karina Lovell⁵, Maureen McKenna⁸,
Rachel McNamara², Claire Nollett²,
Tim Pickles² and Rhys Williams-Thomas²

¹Division of Psychological Medicine and Clinical Neurosciences, School of Medicine, Cardiff University, Cardiff, UK

²Centre for Trials Research, Cardiff University, Cardiff, UK

³Swansea Centre for Health Economics, Swansea University, Swansea, UK

⁴Psychology & Psychological Therapies Directorate, Cardiff and Vale University Health Board, Cardiff, UK

⁵Division of Nursing, Midwifery and Social Work, University of Manchester, Manchester, UK

⁶University of Oxford and Oxford Health NHS Foundation Trust, Oxford, UK

⁷Department of Mathematics, College of Engineering, Mathematics and Physical Sciences, University of Exeter, Exeter, UK

⁸NHS Lothian, NHS Lothian, Edinburgh, UK

*Corresponding author

Disclosure of interests of authors

Full disclosure of interests: Completed ICMJE forms for all authors, including all related interests, are available in the toolkit on the NIHR Journals Library report publication page at <https://doi.org/10.3310/YTQW8336>.

Primary conflicts of interest: The *Spring* programme was developed by and is owned by Cardiff University and, if commercialised, Cardiff University would stand to benefit as would authors Jonathan Bisson, Neil Kitchiner, Catrin Lewis and Neil Roberts. Anke Ehlers reports financial assistance from the Wellcome Trust to develop the treatment used as the control condition; support from the Wellcome Trust for training therapists (manuals and materials); a NIHR Senior Investigator Award; occasional

honoraria for workshops on cognitive therapy for PTSD and is a member of the UK Trauma Council. Paula Foscarini-Craggs reports grants from the Wellcome Trust Institutional Partnership Award. Mark Kelson reports grants from Centre for Homelessness research, the Alan Turing Institute, EPSRC Wellcome Trust; consulting fees from eCorys Consulting; leadership role on the Tools, Practices and Systems working group of the Alan Turing Institute; and UK reproducibility network lead. All other authors have no interests to disclose.

Published November 2023
DOI: 10.3310/YTQW8336

This report should be referenced as follows:

Bisson JI, Ariti C, Cullen K, Kitchiner N, Lewis C, Roberts NP, *et al.* Pragmatic randomised controlled trial of guided self-help versus individual cognitive behavioural therapy with a trauma focus for post-traumatic stress disorder (RAPID). *Health Technol Assess* 2023;**27**(26). <https://doi.org/10.3310/YTQW8336>

Health Technology Assessment

ISSN 1366-5278 (Print)

ISSN 2046-4924 (Online)

Impact factor: 3.6

Launched in 1997, *Health Technology Assessment* (HTA) has an impact factor of 3.6 and is ranked 32nd (out of 105 titles) in the 'Health Care Sciences & Services' category of the Clarivate 2021 Journal Citation Reports (Science Edition). It is also indexed by MEDLINE, CINAHL (EBSCO Information Services, Ipswich, MA, USA), Embase (Elsevier, Amsterdam, the Netherlands), NCBI Bookshelf, DOAJ, Europe PMC, the Cochrane Library (John Wiley & Sons, Inc., Hoboken, NJ, USA), INAHTA, the British Nursing Index (ProQuest LLC, Ann Arbor, MI, USA), Ulrichsweb™ (ProQuest LLC, Ann Arbor, MI, USA) and the Science Citation Index Expanded™ (Clarivate™, Philadelphia, PA, USA).

This journal is a member of and subscribes to the principles of the Committee on Publication Ethics (COPE) (www.publicationethics.org/).

Editorial contact: journals.library@nhr.ac.uk

The full HTA archive is freely available to view online at www.journalslibrary.nhr.ac.uk/hta.

Criteria for inclusion in the *Health Technology Assessment* journal

Reports are published in *Health Technology Assessment* (HTA) if (1) they have resulted from work for the HTA programme, and (2) they are of a sufficiently high scientific quality as assessed by the reviewers and editors.

Reviews in *Health Technology Assessment* are termed 'systematic' when the account of the search appraisal and synthesis methods (to minimise biases and random errors) would, in theory, permit the replication of the review by others.

HTA programme

Health Technology Assessment (HTA) research is undertaken where some evidence already exists to show that a technology can be effective and this needs to be compared to the current standard intervention to see which works best. Research can evaluate any intervention used in the treatment, prevention or diagnosis of disease, provided the study outcomes lead to findings that have the potential to be of direct benefit to NHS patients. Technologies in this context mean any method used to promote health; prevent and treat disease; and improve rehabilitation or long-term care. They are not confined to new drugs and include any intervention used in the treatment, prevention or diagnosis of disease.

The journal is indexed in NHS Evidence via its abstracts included in MEDLINE and its Technology Assessment Reports inform National Institute for Health and Care Excellence (NICE) guidance. HTA research is also an important source of evidence for National Screening Committee (NSC) policy decisions.

This report

The research reported in this issue of the journal was funded by the HTA programme as project number 14/192/97. The contractual start date was in October 2016. The draft report began editorial review in November 2021 and was accepted for publication in August 2022. The authors have been wholly responsible for all data collection, analysis and interpretation, and for writing up their work. The HTA editors and publisher have tried to ensure the accuracy of the authors' report and would like to thank the reviewers for their constructive comments on the draft document. However, they do not accept liability for damages or losses arising from material published in this report.

This report presents independent research funded by the National Institute for Health and Care Research (NIHR). The views and opinions expressed by authors in this publication are those of the authors and do not necessarily reflect those of the NHS, the NIHR, the HTA programme or the Department of Health and Social Care. If there are verbatim quotations included in this publication the views and opinions expressed by the interviewees are those of the interviewees and do not necessarily reflect those of the authors, those of the NHS, the NIHR, the HTA programme or the Department of Health and Social Care.

Copyright © 2023 Bisson *et al.* This work was produced by Bisson *et al.* under the terms of a commissioning contract issued by the Secretary of State for Health and Social Care. This is an Open Access publication distributed under the terms of the Creative Commons Attribution CC BY 4.0 licence, which permits unrestricted use, distribution, reproduction and adaptation in any medium and for any purpose provided that it is properly attributed. See: <https://creativecommons.org/licenses/by/4.0/>. For attribution the title, original author(s), the publication source – NIHR Journals Library, and the DOI of the publication must be cited.

Published by the NIHR Journals Library (www.journalslibrary.nhr.ac.uk), produced by Newgen Digitalworks Pvt Ltd, Chennai, India (www.newgen.co).

NIHR Journals Library Editor-in-Chief

Dr Cat Chatfield Director of Health Services Research UK

NIHR Journals Library Editors

Professor Andrée Le May Chair of NIHR Journals Library Editorial Group (HSDR, PGfAR, PHR journals) and Editor-in-Chief of HSDR, PGfAR, PHR journals

Dr Peter Davidson Interim Chair of HTA and EME Editorial Board, Consultant Advisor, School of Healthcare Enterprise and Innovation, University of Southampton, UK

Professor Matthias Beck Professor of Management, Cork University Business School, Department of Management and Marketing, University College Cork, Ireland

Dr Tessa Crilly Director, Crystal Blue Consulting Ltd, UK

Dr Eugenia Cronin Consultant in Public Health, Delta Public Health Consulting Ltd, UK

Ms Tara Lamont Senior Adviser, School of Healthcare Enterprise and Innovation, University of Southampton, UK

Dr Catriona McDaid Reader in Trials, Department of Health Sciences, University of York, UK

Professor William McGuire Professor of Child Health, Hull York Medical School, University of York, UK

Professor Geoffrey Meads Emeritus Professor of Wellbeing Research, University of Winchester, UK

Professor James Raftery Professor of Health Technology Assessment, School of Healthcare Enterprise and Innovation, University of Southampton, UK

Dr Rob Riemsma Consultant Advisor, School of Healthcare Enterprise and Innovation, University of Southampton, UK

Professor Helen Roberts Professor of Child Health Research, Child and Adolescent Mental Health, Palliative Care and Paediatrics Unit, Population Policy and Practice Programme, UCL Great Ormond Street Institute of Child Health, London, UK

Professor Jonathan Ross Professor of Sexual Health and HIV, University Hospital Birmingham, UK

Professor Helen Snooks Professor of Health Services Research, Institute of Life Science, College of Medicine, Swansea University, UK

Please visit the website for a list of editors: www.journalslibrary.nihr.ac.uk/about/editors

Editorial contact: journals.library@nihr.ac.uk

Abstract

Pragmatic randomised controlled trial of guided self-help versus individual cognitive behavioural therapy with a trauma focus for post-traumatic stress disorder (RAPID)

Jonathan I Bisson^{1*}, Cono Ariti², Katherine Cullen³,
Neil Kitchiner^{1,4}, Catrin Lewis¹, Neil P Roberts^{1,4}, Natalie Simon¹,
Kim Smallman², Katy Addison², Vicky Bell⁵, Lucy Brookes-Howell²,
Sarah Cosgrove¹, Anke Ehlers⁶, Deborah Fitzsimmons³,
Paula Foscarini-Craggs², Shaun R S Harris³, Mark Kelson⁷,
Karina Lovell⁵, Maureen McKenna⁸, Rachel McNamara²,
Claire Nollett², Tim Pickles² and Rhys Williams-Thomas²

¹Division of Psychological Medicine and Clinical Neurosciences, School of Medicine, Cardiff University, Cardiff, UK

²Centre for Trials Research, Cardiff University, Cardiff, UK

³Swansea Centre for Health Economics, Swansea University, Swansea, UK

⁴Psychology & Psychological Therapies Directorate, Cardiff and Vale University Health Board, Cardiff, UK

⁵Division of Nursing, Midwifery and Social Work, University of Manchester, Manchester, UK

⁶University of Oxford and Oxford Health NHS Foundation Trust, Oxford, UK

⁷Department of Mathematics, College of Engineering, Mathematics and Physical Sciences, University of Exeter, Exeter, UK

⁸NHS Lothian

*Corresponding author bissonji@cardiff.ac.uk

Background: Guided self-help has been shown to be effective for other mental conditions and, if effective for post-traumatic stress disorder, would offer a time-efficient and accessible treatment option, with the potential to reduce waiting times and costs.

Objective: To determine if trauma-focused guided self-help is non-inferior to individual, face-to-face cognitive-behavioural therapy with a trauma focus for mild to moderate post-traumatic stress disorder to a single traumatic event.

Design: Multicentre pragmatic randomised controlled non-inferiority trial with economic evaluation to determine cost-effectiveness and nested process evaluation to assess fidelity and adherence, dose and factors that influence outcome (including context, acceptability, facilitators and barriers, measured qualitatively). Participants were randomised in a 1 : 1 ratio. The primary analysis was intention to treat using multilevel analysis of covariance.

Setting: Primary and secondary mental health settings across the United Kingdom's National Health Service.

Participants: One hundred and ninety-six adults with a primary diagnosis of mild to moderate post-traumatic stress disorder were randomised with 82% retention at 16 weeks and 71% at 52 weeks. Nineteen participants and ten therapists were interviewed for the process evaluation.

Interventions: Up to 12 face-to-face, manualised, individual cognitive-behavioural therapy with a trauma focus sessions, each lasting 60–90 minutes, or to guided self-help using *Spring*, an eight-step

online guided self-help programme based on cognitive-behavioural therapy with a trauma focus, with up to five face-to-face meetings of up to 3 hours in total and four brief telephone calls or e-mail contacts between sessions.

Main outcome measures: Primary outcome: the Clinician-Administered PTSD Scale for *Diagnostic and Statistical Manual of Mental Disorders*, Fifth Edition, at 16 weeks post-randomisation. Secondary outcomes: included severity of post-traumatic stress disorder symptoms at 52 weeks, and functioning, symptoms of depression, symptoms of anxiety, alcohol use and perceived social support at both 16 and 52 weeks post-randomisation. Those assessing outcomes were blinded to group assignment.

Results: Non-inferiority was demonstrated at the primary end point of 16 weeks on the Clinician-Administered PTSD Scale for *Diagnostic and Statistical Manual of Mental Disorders*, Fifth Edition [mean difference 1.01 (one-sided 95% CI $-\infty$ to 3.90, non-inferiority $p = 0.012$)]. Clinician-Administered PTSD Scale for *Diagnostic and Statistical Manual of Mental Disorders*, Fifth Edition, score improvements of over 60% in both groups were maintained at 52 weeks but the non-inferiority results were inconclusive in favour of cognitive-behavioural therapy with a trauma focus at this timepoint [mean difference 3.20 (one-sided 95% confidence interval $-\infty$ to 6.00, non-inferiority $p = 0.15$)]. Guided self-help using *Spring* was not shown to be more cost-effective than face-to-face cognitive-behavioural therapy with a trauma focus although there was no significant difference in accruing quality-adjusted life-years, incremental quality-adjusted life-years -0.04 (95% confidence interval -0.10 to 0.01) and guided self-help using *Spring* was significantly cheaper to deliver [£277 (95% confidence interval £253 to £301) vs. £729 (95% CI £671 to £788)]. Guided self-help using *Spring* appeared to be acceptable and well tolerated by participants. No important adverse events or side effects were identified.

Limitations: The results are not generalisable to people with post-traumatic stress disorder to more than one traumatic event.

Conclusions: Guided self-help using *Spring* for mild to moderate post-traumatic stress disorder to a single traumatic event appears to be non-inferior to individual face-to-face cognitive-behavioural therapy with a trauma focus and the results suggest it should be considered a first-line treatment for people with this condition.

Future work: Work is now needed to determine how best to effectively disseminate and implement guided self-help using *Spring* at scale.

Trial registration: This trial is registered as ISRCTN13697710.

Funding: This award was funded by the National Institute for Health and Care Research (NIHR) Health Technology Assessment programme (NIHR award ref: 14/192/97) and is published in full in *Health Technology Assessment*; Vol. 27, No. 26. See the NIHR Funding and Awards website for further award information.

Contents

List of tables	xiii
List of figures	xv
List of abbreviations	xvii
Plain language summary	xix
Scientific summary	xxi
Chapter 1 Introduction	1
Background	1
Development of <i>Spring</i>	1
Existing evidence	2
Aims and objectives	2
Chapter 2 Trial design and methods	5
Trial design	5
Eligibility criteria	5
Recruitment and consent	5
Randomisation	5
Blinding	6
Interventions	6
<i>Face-to-face CBT-TF</i>	6
<i>GSH using Spring</i>	6
Therapists	7
Fidelity	7
Adherence	8
Outcomes	8
<i>Primary outcome</i>	8
<i>Secondary outcomes</i>	8
Sample size	9
Statistical analysis methods	10
<i>Analysis of the primary outcome</i>	10
<i>Covariate adjustment</i>	11
<i>Sensitivity analyses</i>	11
<i>Analysis of secondary outcomes</i>	12
<i>Exploratory analyses</i>	12
<i>Missing data</i>	12
<i>Additional analyses</i>	13
<i>Statistical software</i>	13
Public participation	13
Chapter 3 Quantitative trial results	15
Introduction	15
Recruitment	15
<i>Screening and randomisation</i>	15
<i>Withdrawals during the trial</i>	18
<i>Lost to follow-up</i>	19

CONTENTS

Description of the trial population	19
<i>Demographics</i>	19
<i>Experience of trauma</i>	19
<i>Mental health</i>	30
<i>Family history of mental health</i>	30
<i>Medical history</i>	34
<i>Contact with the criminal justice system</i>	44
<i>Quality of life (EQ-5D)</i>	44
Adherence	44
Distributions and summary statistics of outcome measures	44
Analysis of primary outcome	48
<i>Primary analysis</i>	48
<i>Sensitivity analyses</i>	51
<i>Prevalence of PTSD</i>	51
<i>Interpretation</i>	52
Secondary outcomes	52
<i>Primary outcome at 52 weeks</i>	52
<i>Secondary outcomes at 16 weeks</i>	53
<i>Secondary outcomes at 52 weeks</i>	53
<i>Change in mean CAPS-5 scores</i>	54
<i>Subgroup analyses</i>	54
Exploratory analyses	57
<i>Analysis of mode of data collection</i>	57
<i>Impact of COVID-19 lockdown</i>	57
<i>Analysis of IES-R trajectories</i>	58
Adverse events	59
Fidelity	59
Chapter 4 Economic evaluation	61
Introduction	61
Method	61
<i>Costs included in the health economic analysis</i>	62
<i>Intervention costs</i>	62
<i>Training and supervision costs</i>	62
<i>Website costs for Spring</i>	62
<i>Cost of health and social care resource use</i>	63
<i>Cost of medication</i>	63
<i>Missing data</i>	63
<i>Impact of COVID-19 on the health economic analysis</i>	64
<i>Cost-effectiveness analysis and cost-utility analysis</i>	64
<i>Sensitivity analyses</i>	64
<i>Budget impact analysis</i>	65
Results	65
<i>Training and supervision costs</i>	65
<i>Website costs</i>	65
<i>Cost of therapy</i>	65
<i>Cost of medication at baseline</i>	66
<i>Cost of healthcare resource use</i>	67
<i>Other primary and community care costs</i>	68
<i>Secondary care costs</i>	68
<i>Total costs at baseline, 16 weeks and 52 weeks</i>	68
<i>Private and other institution-provided care costs</i>	71
<i>Cost-effectiveness analyses</i>	71

<i>Cost-utility analysis</i>	72
<i>Sensitivity analyses</i>	73
<i>Budget impact analysis</i>	75
Summary	76
Chapter 5 Qualitative study	79
Introduction	79
Patient participant sample	79
<i>Method of data collection</i>	80
<i>Data management</i>	80
<i>Data analysis</i>	80
Therapist participant sample	81
<i>Method of data collection and management</i>	81
<i>Data analysis</i>	81
NHS commissioners and managers participant sample	81
<i>Method of data collection</i>	82
<i>Data management and analysis</i>	82
Participant characteristics	82
Results	83
<i>Trial design and processes</i>	84
<i>Consistency and clarity</i>	86
<i>Volume, intensity and impact</i>	87
<i>Confidentiality and reservations</i>	88
<i>Motivations for taking part</i>	89
<i>Preference and expectations</i>	89
<i>Recommendations</i>	91
<i>Intervention delivery and acceptability</i>	91
<i>Facilitators</i>	91
<i>Accessibility</i>	92
<i>Therapeutic relationship</i>	92
<i>Programme structure and format</i>	93
<i>Pace and length of treatment</i>	94
<i>Effects and outcomes</i>	95
<i>Use of technology</i>	96
<i>Contextual factors</i>	97
<i>Barriers</i>	99
<i>Accessibility</i>	99
<i>Therapeutic relationship</i>	99
<i>Structure and format</i>	100
<i>Pace and length of treatment</i>	100
<i>Effects and outcomes</i>	101
<i>Use of technology</i>	102
<i>Contextual factors</i>	103
<i>Recommendations</i>	103
<i>Roll-out and sustainability</i>	104
<i>Patient factors</i>	104
<i>Organisational factors</i>	105
<i>Readiness and buy-in</i>	106
<i>Reservations</i>	107
<i>A change in attitude</i>	107
<i>Fit with service</i>	108

CONTENTS

Chapter 6 Discussion and conclusions	109
Main findings	109
Results in the context of other research	109
Strengths and limitations	111
Clinical implications	112
Research implications	113
Conclusions	113
Acknowledgements	115
References	119
Appendix 1 Supplementary health economic data	125
Appendix 2 Supporting quotes for process evaluation analysis	135

List of tables

TABLE 1 Description of steps in <i>Spring</i>	7
TABLE 2 Detailed breakdown of inclusion and exclusion criteria at screening	16
TABLE 3 Participant withdrawal information	18
TABLE 4 Participant demographic data reported at baseline	20
TABLE 5 LEC experience of trauma data	25
TABLE 6 Mental health information reported at the baseline assessment	31
TABLE 7 Family history of mental health issues reported at the baseline assessment	36
TABLE 8 Physical and general health data reported at the baseline assessment	45
TABLE 9 EQ-5D quality of life assessment	46
TABLE 10 Compliance and adherence data for participants	47
TABLE 11 Summary statistics for primary and secondary outcome measures	50
TABLE 12 Results for trial outcomes (Cohen's <i>d</i>)	54
TABLE 13 Results for trial outcomes (original scale)	55
TABLE 14 Summary of reported potential serious adverse events	59
TABLE 15 Cost of training for 20 participants and supervision in the trial for GSH and CBT-TF	66
TABLE 16 Cost of all medications at baseline	66
TABLE 17 Psychiatrist, psychologist and counsellor appointments per participant in 3 months prior to baseline, 16 weeks and 52 weeks	67
TABLE 18 Number of participants on a waiting list for therapy	68
TABLE 19 Primary and community care resource use per participant in 3 months prior to baseline, 16 weeks and 52 weeks	69
TABLE 20 Hospital healthcare resources per participant at 3 months prior to baseline, 16 weeks and 52 weeks	70
TABLE 21 Number of participants reporting private and institution-provided care	71
TABLE 22 Incremental cost-effectiveness analyses using CAPS-5, IES-R, WSAS	72

TABLE 23 Incremental cost-utility results for the CUA of trial therapy from NHS/ personal social services perspective	73
TABLE 24 Results of the deterministic sensitivity analyses and scenario analyses on the CUA results at 52 and 16 weeks	74
TABLE 25 Subgroup analysis	75
TABLE 26 Estimated costs over 1 year associated with the introduction of GSH therapy into the NHS in the UK	76
TABLE 27 Patient participant characteristics	83
TABLE 28 Therapist participant characteristics	84
TABLE 29 Commissioner and manager participant characteristics	84
TABLE 30 Summary of qualitative analysis findings	85
TABLE 31 Medication unit costs	125
TABLE 32 Health and social care staff unit costs by healthcare professional	129
TABLE 33 GP costs	129
TABLE 34 Primary and community care by service	129
TABLE 35 Home care	130
TABLE 36 Dental care	130
TABLE 37 Secondary care – outpatient appointments	130
TABLE 38 Emergency medicine	131
TABLE 39 Diagnostic tests and imaging	132
TABLE 40 Day cases	132
TABLE 41 Inpatient admissions	132
TABLE 42 Missing data	133
TABLE 43 Scenario analysis – annual relapse after GSH – costs of therapy over 5 years (discounted 3.5%)	141

List of figures

FIGURE 1 Participant flow and CONSORT diagram for the RAPID trial	15
FIGURE 2 Prevalence of most traumatic event reported	24
FIGURE 3 Prevalence of mental health diagnoses reported at baseline assessment	30
FIGURE 4 Prevalence of mental health conditions among first- and second-degree relatives of participants	35
FIGURE 5 Prevalence of physical health conditions reported at baseline	43
FIGURE 6 Distributions of outcome measures	49
FIGURE 7 Results of the primary analysis of CAPS-5 score at 16 weeks	51
FIGURE 8 Results of the primary analysis of CAPS-5 score at 52 weeks	52
FIGURE 9 Analysis results of secondary outcomes at 16 weeks	53
FIGURE 10 Analysis results of secondary outcomes at 52 weeks	56
FIGURE 11 Change in CAPS-5 mean scores over time	56
FIGURE 12 Results of planned and exploratory subgroups	57
FIGURE 13 Longitudinal IES-R scores	58
FIGURE 14 Total NHS health and social care costs in the 3 months prior to baseline	70
FIGURE 15 Total NHS health and social care costs in the 3 months prior to the 16-week follow-up	70
FIGURE 16 Total NHS health and social care costs in the 3 months prior to the 52-week follow-up	71
FIGURE 17 CUA – cost-effectiveness acceptability curve	73

List of abbreviations

ANCOVA	analysis of covariance	GSES	General Self-Efficacy Scale
ARM-5	Agnew Relationship Measure	GSH	guided self-help
AUDIT-O	Alcohol Use Disorders Test	HE	health economic
BIA	budget impact analysis	IAPT	Improving Access to Psychological Therapies
CACE	complier average causal effect	ICER	incremental cost-effectiveness ratio
CAPS-5	Clinician-Administered PTSD Scale for DSM-5	ICH E9	International Conference on Harmonisation Harmonised Tripartite Guideline
CASP	Critical Appraisal Skills Programme	IES-R	Impact of Event Scale-Revised
CBT-TF	cognitive behavioural therapies with a trauma focus	ISI	Insomnia Severity Index
CCBT	computerised cognitive behavioural therapy	IQR	interquartile range
CEA	cost-effectiveness analysis	ISTSS	International Society for Traumatic Stress Studies
CEAC	cost-effectiveness acceptability curves	ITT	intention to treat
CI	confidence interval	LEC	Life Events Checklist
CRF	case report forms	MRC	Medical Research Council
CSQ-8	Client Satisfaction Questionnaire	MSPSS	Multidimensional Scale for Perceived Social Support
CSRI	Client Services Receipt Inventory	NHS	National Health Service
CT-PTSD	cognitive therapy for PTSD	NI	non-inferiority
CTR	Centre for Trials Research	NICE	National Institute for Health and Care Excellence
CUA	cost-utility analysis	NMB	net monetary benefit
DSM-5	<i>Diagnostic and Statistical Manual of Mental Disorders</i> , Fifth Edition	ONS	Office for National Statistics
EMDR	eye movement desensitisation and reprocessing	PHQ-9	Patient Health Questionnaire
GAD-7	Generalized Anxiety Disorder-7	PID	participant identifier
EQ-5D-5L	EuroQol-5 Dimensions, five-level version	PSA	probabilistic sensitivity analysis
		PSSRU	Personal Social Services Research Unit
		PTCI	Post-Traumatic Cognitions Inventory

LIST OF ABBREVIATIONS

PTSD	post-traumatic stress disorder	SD	standard deviation
QALY	quality-adjusted life-year	TFPT	trauma-focused psychological treatments
RCT	randomised control trial	WSAS	Work and Social Adjustment Scale
SA	sensitivity analysis		
SAP	statistical analysis plan		

Plain language summary

Post-traumatic stress disorder is a common, disabling condition that can occur following major traumatic events. Typical symptoms include distressing reliving, avoidance of reminders and feeling a current sense of threat. First-choice treatments for post-traumatic stress disorder are individual, face-to-face talking treatments, of 12–16 hours duration, including cognitive behavioural therapy with a trauma focus. If equally effective treatments could be developed that take less time and can be largely undertaken in a flexible manner at home, this would improve accessibility, reduce waiting times and hence the burden of disease.

RAPID was a randomised controlled trial using a web-based programme called *Spring*. The aim was to determine if trauma-focused guided self-help provided a faster and cheaper treatment for post-traumatic stress disorder than first-choice face-to-face therapy, while being equally effective.

Guided self-help using *Spring* is delivered through eight steps. A therapist provides a 1-hour introductory meeting followed by four further, fortnightly sessions of 30 minutes each and four brief (around 5 minutes) telephone calls or e-mail contacts between sessions. At each session, the therapist reviews progress and guides the client through the programme, offering continued support, monitoring, motivation and problem-solving.

One hundred and ninety-six people with post-traumatic stress disorder to a single traumatic event took part in the study. Guided self-help using *Spring* was found to be equally effective to first-choice face-to-face therapy at reducing post-traumatic stress disorder symptoms at 16 weeks.

Very noticeable improvements were maintained at 52 weeks post-randomisation in both groups, when most results were inconclusive but in favour of face-to-face therapy. Guided self-help using *Spring* was significantly cheaper to deliver and appeared to be well-tolerated.

It is noteworthy that not everyone benefitted from guided self-help using *Spring*, highlighting the importance of considering it on a person-by-person basis, and personalising interventions. But, the RAPID trial has demonstrated that guided self-help using *Spring* provides a low-intensity treatment option for people with post-traumatic stress disorder that is ready to be implemented in the National Health Service.

Scientific summary

Background

Post-traumatic stress disorder (PTSD) is a common mental health condition that may develop following exposure to traumatic events that involve threatened or actual death, serious injury or sexual violence. PTSD causes significant distress to those affected by it, often co-occurs with other physical and mental health conditions and is associated with a large economic burden. Face-to-face, trauma-focused psychological treatments (TFPT) have been found to be the most effective currently available treatments for PTSD and are recommended first line by treatment guidelines across the world.

Unfortunately, the limited number of suitably trained therapists available to deliver TFPT in the National Health Service often prevents timely access to treatment and some people find accessing and fully engaging with face-to-face TFPT difficult for other reasons, including work commitments, travel and childcare. Guided self-help (GSH) provides an alternative approach to the delivery of treatment by combining the use of self-help materials with regular guidance from a trained professional and requires less therapist time than recommended face-to-face TFPT. GSH has been shown to be effective for other mental conditions and, if effective for PTSD, GSH would offer a time-efficient and accessible treatment option, with the potential to reduce waiting times and intervention costs.

Objectives

The main aim of the RAPID trial was to determine the likely clinical and cost-effectiveness of GSH using *Spring*, an internet-based programme based on cognitive behavioural therapies with a trauma focus (CBT-TF), for mild to moderate PTSD. RAPID also aimed to describe the experience of receiving GSH using *Spring* from the recipient's perspective, and the delivery of GSH using *Spring* from the therapist's perspective.

The objectives were to determine if:

1. GSH using *Spring* was at least equivalent in effectiveness and cost-effective relative to individual face-to-face CBT-TF for people with PTSD, as judged by reduced symptoms of PTSD and improved quality of life.
2. GSH using *Spring* improved functioning and reduced symptoms of depression, symptoms of anxiety, alcohol use and perceived social support.
3. Specific factors may impact effectiveness and successful roll-out of GSH for PTSD in the NHS.

Methods

RAPID was a multicentre pragmatic randomised controlled non-inferiority trial with assessors masked to treatment allocation. Individual randomisation was used. Economic evaluation was undertaken to determine cost-effectiveness and nested process evaluation to assess fidelity and adherence, dose and factors that may influence outcome (including context, acceptability, and facilitators and barriers, measured qualitatively). GSH using *Spring* was not expected to be more effective than face-to-face CBT-TF, and therefore, a non-inferiority design was chosen.

Participants were recruited from NHS Improving Access to Psychological Therapy services based in primary care in England, and NHS psychological treatment settings based in primary and secondary care in Scotland and Wales. Wide eligibility criteria were used to ensure good external validity. Participants

were aged 18 or over, had mild to moderate PTSD as their primary diagnosis, had regular access to the internet and gave informed consent to take part. Exclusion criteria were inability to read and write fluently in English, previous completion of a course of TFPT for PTSD, current PTSD symptoms to more than one traumatic event, current engagement in psychological therapy, psychosis, substance dependence, active suicide risk and change in psychotropic medication in the past 4 weeks.

Participants were randomised to receive up to 12 face-to-face, manualised, individual CBT-TF sessions, each lasting 60–90 minutes, or to GSH using *Spring*. *Spring* is a manualised, eight-step online GSH programme based on CBT-TF. An initial meeting of 1 hour between the therapist and the person with PTSD is followed by four subsequent fortnightly meetings of 30 minutes, with four brief telephone calls or e-mail contacts between sessions.

The primary outcome was the severity of symptoms of PTSD over the previous week as measured by the Clinician-Administered PTSD Scale for DSM-5 (CAPS-5) at 16 weeks post-randomisation. Secondary outcomes included severity of PTSD symptoms at 52 weeks, and functioning, symptoms of depression, symptoms of anxiety, alcohol use, and perceived social support at both 16 and 52 weeks post-randomisation. Resource use was also collected to support the health economic evaluation.

Semistructured interviews were conducted with 19 participants and 10 therapists as part of the process evaluation, to gather perspectives of receiving and delivering the interventions, to examine underlying mechanisms and factors influencing future implementation.

Results

One hundred and ninety-six participants were randomised with 82% retention at 16 weeks and 71% at 52 weeks. There were no serious imbalances observed in the baseline data between the two groups. Non-inferiority (margin of 5 points) was demonstrated at the primary endpoint of 16 weeks on the CAPS-5 using the intention to treat principle [mean difference 1.0, 95% one-sided confidence interval (CI) $(-\infty, 3.9)$, non-inferiority $p = 0.012$]. This was also the case for all secondary outcomes at this time point, except for client satisfaction that was inconclusive but in favour of CBT-TF. At 52 weeks post-randomisation, non-inferiority was shown for Multidimensional Scale for Perceived Social Support (MSPSS), Alcohol Use Disorders Test and GSES; non-inferiority was not shown for the other outcomes but the results, which were inconclusive, were in favour of CBT-TF.

Further examination of the Impact of Event Scale-Revised (IES-R) longitudinal measurements indicated that while the GSH group maintained their reduction (improvement) in IES-R scores between the 16- and 52-week assessments, the CBT-TF group continued to improve at a slow rate over the same period. There were no subgroup effects that showed any evidence of difference between the interventions including gender (pre-specified), mode of data collection or assessments conducted after the introduction of the COVID-19 lockdown.

Spring was cheaper to deliver than face-to-face CBT TF [£277 (95% CI £253 to £301) vs. £729 (95% CI £671 to £788)]. When total costs were included, *Spring* was £572 (95% CI £64.96 to £1080.14) cheaper and produced but derived fewer quality-adjusted life-years (QALYs) compared to CBT-TF, -0.04 (95% CI -0.10 to 0.01). At a willingness-to-pay threshold of £30,000 per QALY gained, the probability of GSH being cost-effective was 29.74%. The process data provided evidence of acceptability of the overall trial methodology, although key points were identified for consideration in future randomised controlled design, especially concerning burden and impact of outcome measures on participants and how they are delivered and explained.

Intervention acceptability was indicated for both GSH and CBT-TF interventions, although there was a preference for face-to-face treatment. Therapeutic relationship was an important factor highlighted in

the acceptability of the interventions. Flexibility identified with GSH was seen as positive and some activities within *Spring* were described as more helpful than others.

Conclusions

Implications for health care

- GSH using *Spring* was found to be non-inferior to face-to-face CBT-TF at treating people with mild to moderate PTSD. Significant gains were maintained in the GSH using *Spring* group at 52 weeks but some ongoing improvements in the CBT-TF group appeared to result in largely inconclusive findings with respect to non-inferiority at 52 weeks.
- The additional benefits of GSH using *Spring* with respect to time, cost and convenience, and having another evidence-based treatment option could be argued as outweighing what appear to be minor differences at 52 weeks.
- The results of the RAPID trial should herald a step change in the approach of services to the provision of evidence-based treatment to people with mild to moderate PTSD. There is now an urgent need to make GSH using *Spring* available as a low-intensity treatment option for people with PTSD.

Future research implications

- How best to effectively disseminate and implement GSH using *Spring* at scale, to maximise its impact, is a key research question. This includes identification of the specific skill set and competencies required by a guiding clinician to foster effective alliance and engagement, and the optimal level of training and supervision required for the provision of GSH using *Spring*.
- The optimal amount of guidance is unclear. The quantitative and qualitative results strongly suggest that the current number of facilitation sessions is right for most people but that some people could probably benefit with more. Research into the impact of increased flexibility in delivery and more personalised adaptations is desirable.
- Research is also required to understand the extent to which individuals may or may not be excluded from internet-based treatments due to language and literacy issues, and online access issues, and how best to address these.

Trial registration

This trial is registered as ISRCTN13697710.

Funding

This award was funded by the National Institute for Health and Care Research (NIHR) Health Technology Assessment programme (NIHR award ref: 14/192/97) and is published in full in *Health Technology Assessment*; Vol. 27, No. 26. See the NIHR Funding and Awards website for further award information.

Chapter 1 Introduction

Background

Post-traumatic stress disorder (PTSD) is a common mental health condition that may develop following exposure to traumatic events that involve threatened or actual death, serious injury or sexual violence. The two main current classification systems differ slightly in their symptom criteria for a diagnosis of PTSD.^{1,2} The fifth edition of the *Diagnostic and Statistical Manual of Mental Disorders* (DSM-5) requires the presence of symptoms in four different clusters that are associated with the traumatic event(s). At least one intrusion symptom (e.g. recurrent distressing memories and nightmares), persistent avoidance of stimuli, at least two negative alterations in cognitions and mood (e.g. exaggerated negative beliefs and feelings of detachment or estrangement from others), and at least two symptoms indicating increased arousal or reactivity (e.g. irritable behaviour and hypervigilance) are required. The eleventh edition of the *International Classification of Diseases* requires one intrusion symptom (flashbacks or nightmares), one avoidance symptom and one symptom indicating a current sense of threat (hypervigilance or increased startle).

According to the adult psychiatric morbidity survey, about 3% of the United Kingdom (UK) adult population have PTSD³ and average symptom duration is normally prolonged if untreated.⁴ Various studies have demonstrated strong associations between PTSD and physical and mental health comorbidity.^{5,6} PTSD has also been found to have a large economic burden.⁷ Systematic reviews and meta-analyses have repeatedly found that individual, face-to-face trauma-focused psychological treatments (TFPT), in the form of cognitive behavioural therapies with a trauma focus (CBT-TF) and eye movement desensitisation and reprocessing (EMDR), are the best-evidenced treatments for PTSD. TFPTs are recommended as first-line treatments by guidelines across the world, including those of the UK's National Institute for Health and Care Excellence (NICE), the International Society for Traumatic Stress Studies (ISTSS), Australia and the American Psychological Association.⁸⁻¹¹

There are a limited number of suitably trained therapists available to deliver TFPT in the National Health Service (NHS). Unfortunately, this often prevents timely access to treatment, with NHS waits of a year or more in some areas of the UK. TFPT is usually delivered weekly, in a face-to-face setting over several months, making it very difficult to access for some recipients (e.g. because of stigma, work commitments, travel and childcare).¹²⁻¹⁴ Guided self-help (GSH) is an alternative approach to the delivery of treatment. GSH combines the use of self-help materials with regular guidance from a trained professional and requires less therapist time than recommended face-to-face TFPT.

GSH has been developed and evaluated for the treatment of a number of other mental disorders and there is good evidence of the efficacy of GSH for conditions such as anxiety and depression.^{15,16} If effective for PTSD, GSH would offer a time-efficient and accessible treatment option (not least in the face of a pandemic), with the potential to reduce waiting times and intervention costs. These impacts, along with the ability to move more treatment delivery from high to low intensity, would herald a step change in the care pathway for people with PTSD. By treating PTSD in a timelier and more efficient manner, the burden of disease would be reduced, preventing avoidable morbidity and improving quality of life.

Development of *Spring*

Through careful Phase I work,¹⁷ *Spring* was developed systematically following Medical Research Council (MRC) guidance for the development of a complex intervention.¹⁸ The work followed an iterative process incorporating qualitative work to model the intervention, followed by two pilot studies to

refine it based on quantitative and qualitative outcomes. Collaboration with a web development agency (Healthcare Learning Smile-on), as part of a Knowledge Transfer Partnership, produced an interactive web-based version of the intervention. Based on principles of CBT-TF, *Spring* includes eight steps designed for delivery over 8 weeks, which cover psychoeducation, grounding, relaxation, behavioural activation, real-life and imaginal exposure, cognitive therapy and relapse prevention.

Phase II¹⁹ work demonstrated *Spring* to be a potentially highly effective GSH intervention for PTSD. Forty-two adults with DSM-5 PTSD of mild to moderate severity were randomly allocated to receive GSH using *Spring* or delayed treatment. Immediately after treatment, the GSH group had significantly lower Clinician-Administered PTSD Scale for DSM-5 (CAPS-5) scores than the delayed treatment control group (between-group effect size Cohen's $d = 2.60$). The difference was maintained 14 weeks after randomisation and the difference dissipated once the delayed treatment group had received treatment. Similar patterns of difference between the two groups were found for self-reported PTSD, depression, anxiety, health-related quality of life and functional impairment.

Existing evidence

A recently published Cochrane Review²⁰ of internet-based CBT for PTSD in adults identified 13 relevant randomised controlled trials (RCTs) with 808 participants, 10 of which, including our Phase II RCT,¹⁹ included therapist guidance. Compared with wait-list, internet-based CBT was associated with a clinically important reduction in PTSD. There was evidence that interventions delivered with guidance were more effective at reducing the severity of PTSD symptoms than those without, in addition to evidence that trauma-focused interventions were more effective than those without a trauma focus. However, the certainty of the evidence was very low due to a small number of eligible trials. The authors concluded that further work was required to establish non-inferiority (NI) to current first-line interventions, explore cost-effectiveness, and measure adverse events.

The available research led to the inclusion of GSH as a possible treatment for people with mild to moderate PTSD in the latest NICE⁹ and ISTSS⁸ treatment guidelines. Both NICE and ISTSS recommended GSH less strongly than face-to-face TFPT due to weaker evidence; NICE stated, 'supported computerised trauma-focused CBT should be considered as an option for adults with PTSD who prefer this to face-to-face trauma-focused CBT or EMDR'. ISTSS gave guided internet-based CBT-TF a 'standard recommendation', indicating that there was at least reasonable quality of evidence but with lower certainty of effect than required for a strong recommendation. The guarded recommendations of NICE and ISTSS signal the need for GSH interventions that are non-inferior to CBT-TF to provide greater choice, allow people with PTSD more control over treatment, enhance access and establish a wider range of evidence-based treatment options.

Aims and objectives

The main aim of the RAPID trial was to determine the likely clinical and cost-effectiveness of GSH using *Spring*, an internet-based programme based on CBT-TF for mild to moderate PTSD in the NHS in the UK. RAPID also aimed to describe the experience of receiving the GSH from the recipient's perspective, and the delivery of GSH using *Spring* from the therapist's perspective.

The objectives were to answer the following research questions:

1. For people with mild to moderate PTSD, is GSH using *Spring* at least equivalent in effectiveness and cost-effective relative to individual CBT-TF as judged by reduced symptoms of PTSD and improved quality of life? (main research question)

2. For people with PTSD, what is the impact of GSH using *Spring* on functioning, symptoms of depression, symptoms of anxiety, alcohol use and perceived social support? (secondary outcomes)
3. What factors may impact effectiveness and successful roll-out of GSH for PTSD in the NHS if the GSH programme is shown to be effective? (process evaluation)

Chapter 2 Trial design and methods

Trial design

This was a multicentre pragmatic randomised controlled NI trial with assessors masked to treatment allocation. Individual randomisation was used. A NI design aimed to determine if a new approach, with distinct advantages over existing strongly recommended treatments, was no worse than a current gold-standard treatment for PTSD.²² We did not expect GSH to be more effective than face-to-face CBT-TF, and therefore, a superiority design was not appropriate. The trial followed a published protocol,²¹ was supported by a public advisory group and overseen by a trial steering committee and independent data monitoring committee. Nested process evaluation was included to assess fidelity, adherence and factors that influenced outcome. Quantitative and qualitative research methods were used. The trial was conducted between August 2017 and January 2021. It adhered to CONSORT guidelines²³ and was granted a favourable ethical opinion by the South East Wales Research Ethics Committee.

Eligibility criteria

Wide eligibility criteria were used to ensure good external validity. Participants were aged 18 or over, had DSM-5 PTSD as their primary diagnosis, as evaluated by the CAPS-5,²⁴ with mild to moderate symptom severity as indicated by a score of < 50 on the CAPS-5 at baseline assessment, had regular access to the internet to complete the steps and homework required by the GSH programme and were willing and able to give informed consent to take part. Exclusion criteria were inability to read and write fluently in English, previous completion of a course of TFPT for PTSD, current PTSD symptoms to more than one traumatic event, current engagement in psychological therapy, diagnosis of psychosis or substance dependence, active suicide risk and change in psychotropic medication in the past 4 weeks.

Recruitment and consent

Participants were recruited from NHS Improving Access to Psychological Therapy (IAPT) services based in primary care in England (Coventry, Warwickshire, Greater Manchester, London and Southwest Yorkshire), and NHS psychological treatment settings based in primary and secondary care in Scotland (Lothian) and South Wales (Cardiff, Gwent, Mid Glamorgan and the Vale of Glamorgan). Potential participants were identified and approached by a clinician involved in their care, screened, and then fully assessed by one of a team of researchers after providing informed consent. If individuals met the eligibility criteria, they were randomised to receive GSH for PTSD using the *Spring* programme, or to receive face-to-face CBT-TF.

Semistructured interviews for qualitative analysis were conducted with 19 participants and 10 therapists, to gather perspectives of receiving and delivering the interventions as part of the process evaluation. Trial participants were sampled according to intervention allocation, research site, gender, age, ethnicity, education level and nature of trauma. Therapists were sampled by gender and research site.

Randomisation

Individual randomisation was performed by Cardiff University's Centre for Trials Research (CTR) and conducted using a pre-programmed online minimisation algorithm developed by the database designer in accordance with CTR Standard Operating Procedures (SOPs). The allocation ratio was 1 : 1. This was

implemented to ensure balance between trial arms on gender but retained an 80% random element. Randomisation was stratified by research centre. Randomisation was undertaken by the data manager once eligibility was confirmed. Allocations were e-mailed to the trial manager who informed the local Principal Investigators (PIs)/therapists. A randomisation protocol was written and signed off before recruitment began in line with CTR policy. Outcome assessors were blinded to treatment allocation as far as possible. Participants were asked not to reveal the intervention they received to assessors at follow-up interviews. Only when written informed consent was obtained from the participant, and they were randomised/enrolled into the trial, were they considered a trial participant.

Blinding

It was not possible to blind the therapists or the participants, given the complex interventions under investigation. However, the assessors were blind to treatment allocation and the therapists and participants were asked not to discuss their allocation with the assessors. Participants were reminded of the importance of this at each outcome assessment.

Interventions

Face-to-face CBT-TF

CBT-TF is one of the primary treatments for PTSD adopted by IAPT in England and psychological therapy services in Scotland and Wales. Cognitive therapy for PTSD (CT-PTSD),²⁵ one of the CBT-TF implemented by IAPT, was adopted for RAPID. Participants received up to 12 face-to-face, individual sessions, each lasting 60–90 minutes. In-session treatment was augmented by assignments which participants were required to complete between sessions.

CT-PTSD involves identifying the relevant appraisals, memory characteristics, triggers and behavioural and cognitive strategies that maintain PTSD symptoms. These are addressed by: (1) modifying excessively negative appraisals of the trauma and/or its sequelae; (2) reducing re-experiencing by elaboration of the trauma memories through imaginal exposure or narrative-based memory updating with less threatening meanings and discrimination of triggers; (3) dropping dysfunctional behaviours and cognitive strategies, particularly those related to avoidance of triggers for intrusive symptoms; and (4) when possible, visiting the site of the trauma with the therapist to update the trauma memory.

GSH using Spring

Spring is an eight-step online GSH programme based on CBT-TF (see [Table 1](#) for description of steps); it uses the same principles as CBT-TF but aims to reduce contact time with the therapist by providing some of the therapy content and activities in an online format. The therapist initially meets with the participant for an hour to develop a rapport, learn about the participant's trauma, provide log-in details and describe and demonstrate the programme, which the participant then completes online in their own time. There are four subsequent fortnightly meetings of 30 minutes, normally undertaken face-to-face, but also deliverable via the internet or telephone, according to participant preference. The participant also receives four brief telephone calls or e-mail contacts between sessions to discuss progress, identify any problems that have arisen and agree new goals. The programme was designed to be accessible through a variety of devices including PC, laptop, tablet and smartphone (via a *Spring App*).

The eight *Spring* steps are accompanied by between-session work. At each session, the therapist reviews progress by logging into a clinician dashboard and guides the participant through the programme. The aim of the guidance is to offer continued support, monitoring, motivation and problem-solving. The eight online steps are usually completed in turn with some later steps relying on mastery of techniques

TABLE 1 Description of steps in *Spring*

<i>Step 1: Learning About My PTSD</i>	Psychoeducation about PTSD illustrated by four actors describing their experience of PTSD to different types of traumatic events.
<i>Step 2: Grounding Myself</i>	Explanation of grounding and its uses along with descriptions and demonstrations of grounding exercises.
<i>Step 3: Managing My Anxiety</i>	Education about relaxation techniques with learning through videos of a controlled breathing technique, applied muscular relaxation and relaxation through imagery.
<i>Step 4: Reclaiming My Life</i>	Behavioural reactivation to help individuals return to previously undertaken/new activities.
<i>Step 5: Coming to Terms with My Trauma</i>	Provides rationale for imaginal exposure, narratives of the four video characters. The therapist helps the participant to begin writing a narrative, which they complete remotely and read every day.
<i>Step 6: Changing My Thoughts</i>	Cognitive techniques to address PTSD symptoms.
<i>Step 7: Overcoming My Avoidance</i>	Graded real-life exposure work.
<i>Step 8: Keeping Myself Well</i>	This session reinforces what has been learnt during the programme, provides relapse prevention measures and guidance on what to do if symptoms return.

taught in earlier steps. Each step provides psychoeducation and the rationale for specific components of treatment, and they also activate a tool that becomes live in the Toolkit area of the website and aims to reduce traumatic stress symptoms. Specific activities become visible (with the participant's knowledge) to the therapist via the dashboard to facilitate discussions during guidance. The programme can be accessed online via a web browser or through an app.

Therapists

Both trial interventions were delivered by the same, experienced psychological therapists working in high-intensity IAPT services or psychological services at the trial sites. All therapists had previous experience of delivering CBT-TF for PTSD. Study therapists received one and a half days additional training in CT-PTSD, and a half day training in GSH using *Spring*. Training was delivered by clinicians involved in the development of CT-PTSD and *Spring*. Trial therapists completed at least one training case using each intervention and were assessed as being competent by a trial clinical supervisor if they were considered to have delivered the interventions appropriately. Therapists followed treatment manuals for both interventions and received trial-specific group clinical supervision once per month throughout the trial via video or telephone conference call by NK or NR. The COVID-19 pandemic resulted in some of the last participants receiving their final therapy sessions via video conferencing, as opposed to in person.

Fidelity

To ensure the interventions were delivered as intended and according to the manuals, each therapist aimed to audio record at least one session with every participant, using a digital voice recorder. The audio recordings were rated using a general and an intervention-specific fidelity checklist by one of two independent, experienced clinicians.

Adherence

The trial focused on the 'implementation' of attending therapy sessions as the adherence element of interest. Implementation was defined as the extent to which the participant attended therapy session as intended. Given that the two arms are different in their therapy session structures, this was expressed as a binary (adhered or not adhered) based on the number of sessions attended:

- in the GSH arm, attending ≥ 3 sessions defined adhered
- in the CBT-TF arm, attending ≥ 8 defined adhered.

In both arms, if the therapist determined that the participant had attended a sufficient number of sessions such that that number was less than the number stated above, this also defined adhered. In all other cases, the participant was considered to have not adhered.

Outcomes

All outcome measures were completed at baseline, 16 and 52 weeks after randomisation. The primary outcome was the severity of symptoms of PTSD over the previous week as measured by the CAPS-5²⁵ at 16 weeks post-randomisation. Sixteen weeks was chosen as a post-intervention measurement. Severity of PTSD symptoms at 52 weeks post-randomisation, measured using the CAPS-5, was a secondary outcome along with self-reported secondary outcomes, measured using validated measures, at both 16 weeks (to determine the effect of the interventions) and 52 weeks post-randomisation (to determine sustained effects). The Impact of Event Scale-Revised (IES-R) was also collected at each therapy contact to provide clinical feedback and to facilitate imputation for missing data, if required. Information on possible adverse events was also collected.

Primary outcome

CAPS-5 (PTSD symptoms): The CAPS-5²⁵ is a 29-item structured interview for assessing PTSD diagnostic status and symptom severity. The CAPS-5 is the gold standard in PTSD assessment and can be used to make a current (past month) or lifetime diagnosis of PTSD or to assess symptoms over the past week. Items correspond to the DSM-5 criteria for PTSD. The CAPS-5 has excellent reliability and convergent and discriminant validity, diagnostic utility and sensitivity to clinical change.²⁵ Twenty of the twenty-nine items are used to create the score.

Secondary outcomes

IES-R (PTSD symptoms): The IES-R²⁶ is a brief PTSD self-report measure and has been used in many international studies. The IES-R is the outcome measure of choice for evaluating improvement in PTSD symptoms in IAPT services in England.

EuroQoL-5 Dimensions, five-level version (EQ-5D-5L) (quality of life): The EQ-5D-5L²⁷ is a widely used instrument in health economic (HE) analysis and recognised by NICE as an appropriate measure for health-related quality of life. The questionnaire provides a simple descriptive profile, which translates to a single utility score for health status. The first part of the instrument identifies the extent of perceived problems – across five levels – in each of five life dimensions: mobility; self-care; usual activities; pain and discomfort; and anxiety and depression. The responses to each of the five questions are used to generate a value set score for self-rated health status between -0.594 and 1 , where -0.594 represents the worst possible health state and 1 the best possible health state. Given the NICE Position Statement,²⁸ this value set is a crosswalk of EQ-5D-5L to EQ-5D-3L.²⁹ The second part is a visual analogue scale, which allows the responder to indicate their current health status on a 0–100 scale.

Work and Social Adjustment Scale (WSAS) (functional impairment): The WSAS³⁰ is a self-report measure, which assesses the impact of a person's mental health difficulties on their ability to function in

terms of work, home management, social leisure, private leisure and personal or family relationships. The WSAS is the outcome measure of choice for evaluating improvement in functioning in IAPT services. The WSAS has been demonstrated to show good reliability and validity and is sensitive to change.

Patient Health Questionnaire (PHQ-9) (depression symptoms): The PHQ-9³¹ is a widely used reliable and well-validated brief self-report measure of depression. It is the outcome measure of choice for evaluating improvement in depressive symptoms in IAPT services.

Generalized Anxiety Disorder-7 (GAD-7) (anxiety symptoms): The GAD-7³² is a widely used reliable and well-validated brief self-report measure of anxiety. It is the outcome measure of choice for evaluating improvement in anxiety symptoms in IAPT services.

Alcohol Use Disorders Test (AUDIT-O) (alcohol symptoms): The AUDIT-O³³ contains 10 multiple-choice questions on quantity and frequency of alcohol consumption, drinking behaviour and alcohol-related problems or reactions over the preceding 3 months.

Multidimensional Scale for Perceived Social Support (MSPSS) (social support): The MSPSS³⁴ is a widely used 12-item Likert scale measuring the subjective assessment of adequacy of social support from family, friends and partners.³⁵ The reliability, validity and factor structure of the MSPSS have been demonstrated with a number of populations.³⁴⁻³⁷

Insomnia Severity Index (ISI) (insomnia): The ISI³⁸ is a widely used seven-item self-report questionnaire assessing the nature, severity and impact of insomnia. It has been shown to be reliable and valid in terms of detecting insomnia and in measuring treatment response in clinical patients.

Post-Traumatic Cognitions Inventory (PTCI) (post-traumatic cognitions): The PTCI³⁹ was developed as a 33-item scale, which is rated on a Likert scale ranging from 1 (totally disagree) to 7 (totally agree); a shortened, 22-item form has also been developed. Scale scores are formed for three subscales: negative cognitions about self, negative cognitions about the world and self-blame. The PTCI shows good internal consistency, high test-retest reliability and good convergent validity with other measures of trauma-related cognitions. The PTCI also shows promise in being able to differentiate individuals with and without PTSD.

General Self-Efficacy Scale (GSES) (self-efficacy): The GSES is a ten-item, 4-point Likert scale that is used to measure self-efficacy. It has been used in more than 1000 studies and is reliable and well-validated.^{40,41}

Client Satisfaction Questionnaire-8 (CSQ-8) (treatment satisfaction): The CSQ-8⁴² is a widely used eight-item, Likert Scale which was developed through literature review and expert ranking, pretested on 248 mental health clients in five settings. It is a self-report statement of satisfaction with a high degree of internal consistency, good concurrent validity and reliability and is brief and easy to complete.⁴³

Agnew Relationship Measure-5 (ARM-5) (therapeutic alliance): The ARM-5⁴⁴ is a validated short 5-item version of the 28-item ARM-5, comprising client and therapist versions containing parallel items. There are versions for both the participant (shown first) and the therapist (shown second).

Sample size

As the study aimed to demonstrate NI of GSH using *Spring* for PTSD compared to face-to-face CBT-TF, the power calculation considered the NI margin as opposed to the effect size. The NI margin (determined a priori by clinical consensus of clinicians involved in the trial design and the research management group) was 5 points on the 80-point CAPS-5 scale. A meta-analysis⁴⁵ indicated that the

standardised mean difference between CBT-TF and wait-list/usual care for the treatment of PTSD is -1.62 . This corresponds to 16.6 points on the CAPS-5 with a common standard deviation (SD) of 10.3. This means that if NI was demonstrated to within 5 points of the gold standard, this would also demonstrate superiority over wait-list/usual care in line with International Conference on Harmonisation Harmonised Tripartite Guideline (Statistical Principles for Clinical Trials) E9 (ICH E9) guidance for NI studies.^{46,47}

Pilot work indicated an intraclass correlation coefficient of 5.6% at the therapist level at 10 weeks. At 22 weeks, however, there was no observable clustering of CAPS-5 scores among therapists. Given our primary outcome (CAPS-5) was measured at 16 weeks, we allowed for 1% clustering and recalculated the sample size. We allowed for 20% attrition. With the anticipated average therapist cluster size anticipated as four, the design effect was 1.03, requiring a 3% inflation of the sample size. This resulted in a final target sample size of 192 (inflated from 186), which provided 90% power [nQuery v7.0 (Statistical Solutions, Saugus, MA, USA)⁴⁸].

For the qualitative elements of the study, the sample size was guided by preliminary analysis and constant comparison (with themes from other interviews), during each data collection phase, until the research team was satisfied that there was data saturation and no new themes which were important to the research.

Statistical analysis methods

All statistical analyses were described in a statistical analysis plan (SAP) prior to data analysis being performed.

Analysis of the primary outcome

The primary analysis was performed using analysis of covariance (ANCOVA), modelling 16-week follow-up CAPS-5 score, controlling for baseline CAPS-5 score, research centre and the following patient characteristics: gender, comorbid depression (baseline PHQ-9) and time since trauma. Reflecting the sample size calculation, analyses were undertaken with two-level hierarchical models with patients clustered within therapists.

The primary analysis utilised multiple imputation with interim collected IES-R scores as auxiliary variables to the imputation. The number of imputations datasets created from which the analysis was averaged over was 50, which was greater than the percentage of incomplete cases (defined as a case missing the primary outcome) out of all those randomised. Given that IES-R was collected four to five times for GSH arm patients and eight to twelve times for CBT-TF arm patients, there was potential bias created by undertaking any multiple imputation model. For this analysis, we then applied a different imputation model to each arm: both containing the relevant number of auxiliary variables [along with baseline CAPS-5 score, research centre, gender, comorbid depression (baseline PHQ-9) and time since trauma]. Imputed datasets were then combined for the final analyses. Full details of the imputation procedure are given below.⁴⁹

The results were summarised using point estimates, and one-sided 95% confidence intervals (CIs) and NI p -values (in line with the sample size calculation). Since this is a NI design, we checked whether the CI for the difference between arms lay entirely within the 5-point NI margin for the primary outcome. Where the treatment effect and one-sided 95% CI were entirely > 0 , then superiority was assessed with a two-sided 90% CI and relevant p -value.

The secondary outcome CAPS-5 at 52-week follow-up was analysed in the same manner as the primary analysis. For the other secondary outcomes the notional NI margin was set as 0.5 times the pooled SD of the baseline values in each of the CBT-TF and GSH groups of the outcome.

Covariate adjustment

All analyses contained the following covariates:

- treatment arm (categorical; GSH or CBT-TF)
- gender (categorical; male or female; minimisation variable)
- research centre (categorical; Cardiff and South Wales, Pennine, London, NHS Lothian; Coventry, South-West Yorkshire; stratification variable)
- comorbid depression (baseline PHQ-9)
- time since trauma in months.

In all cases, except those of CSQ-8 and ARM-5, the covariate of the relevant baseline version of the same measure was included in the model such that an ANCOVA model was formed. For PHQ-9, this covariate was only included in the model once.

Sensitivity analyses

For the primary outcome, the complete case intention-to-treat (ITT) analysis and per-protocol analysis were conducted and reported under a NI framework. Results are presented using point estimates, and one-sided 95% CIs and *p*-values (in line with the sample size calculation). Since this is a NI design, we checked whether the CI for the difference between arms lay entirely within the 5-point NI margin.

A further sensitivity analysis (SA) of the primary outcome under a NI framework implemented a different multiple imputation model: IES-R scores taken from five clinic visits for the CBT-TF arm participants that aligned similarly in time to those of the GSH arm participants were used as auxiliary variables in an imputation model (this one with both arms combined) along with baseline CAPS-5 score, research centre, gender, comorbid depression (baseline PHQ-9) and time since trauma. The results were summarised using point estimates, and one-sided 95% CIs and NI *p*-values (in line with the sample size calculation). Since this was a NI design, we checked whether the CI for the difference between arms lay entirely within the 5-point NI margin.

To explore the impact of departures from randomised treatment on our primary analysis, we estimated the complier average causal effect (CACE), with the following definition of 'complier' considered:

- Participants who attend the necessary number of therapy sessions to be described as having adhered (as defined above).

In this case, 'compliers' form a principal stratification strategy as defined in the ICH E9 Draft Addendum.⁵⁰ That is, by defining compliers as the stratum in the trial population that do not experience the post-randomisation intercurrent event of non-compliance.

We used instrumental variable methods to conduct these analyses, using randomisation as an instrument.⁵¹⁻⁵³ The models were fit using two-stage least squares instrumental variables regression, including those covariates used in the primary analysis model. The results were summarised using point estimates, and one-sided 95% CIs and NI *p*-values (in line with the sample size calculation). Since this is a NI design, we checked whether the CI for the difference between arms lay entirely within the 5-point NI margin.

In addition, for the 52-week outcome measures, we explored the impact of the COVID-19 pandemic by examining the impacts on the primary analysis by further stratifying by two time periods, namely, before the initial national lockdown date of 23 March 2020, and after that date. Since the trial was not powered to explore the interaction effect of the two time periods and the intervention, these analyses were primarily exploratory in nature. Further analyses were also performed examining the effect of changes in the mode of data collection from face-to-face to remote collection via video and telephone calls. This analysis was conducted on the primary outcome at 16 weeks as by the 52-week outcome the

choice of method of data collection was confounded by the switch to telephone/video call due to the COVID-19 pandemic.

Analysis of secondary outcomes

Secondary outcomes IES-R, EQ-5D-5L (Value Set and Visual Analogue Scale), WSAS, PHQ-9, GAD-7, AUDIT-O, MSPSS, ISI, PTCI, GSES, CSQ-8 and ARM-5 were also analysed using multiple imputation to account for missing data under a NI framework. The number of imputations datasets created from which the analysis was averaged over was 50, greater than the percentage of incomplete cases (defined as a case missing that secondary outcome) out of all those randomised. The imputation model used the variables defined above. The results are presented as point estimates, one-sided 95% CIs and NI *p*-values. To allow comparison to be made across all outcomes the results are standardised to Cohen's *d* effects size and the relevant point estimates, one-sided 95% CIs and non-inferiority *p*-values are expressed likewise.

The Cohen's *d* effect size was calculated as the estimated mean difference from the regression model divided by the pooled SD calculated by pooling the SD measured in each trial arm at baseline for the relevant secondary outcome. The NI margin for secondary outcomes was set as 0.5 times the pooled SD. The value of 0.5 was chosen as this approximates the effect size used in the sample size calculation for the primary outcome of CAPS-5, that is, a 5-point margin divided by an assumed SD of 10.3. This gives an effect size 0.48 which was rounded to 0.5.

Exploratory analyses

A pre-specified subgroup analysis considered the differences in treatment effects by gender, including an interaction term between treatment arm and gender. Estimates from the statistical models (stratum-specific mean differences) are presented alongside two-sided 95% CIs and *p*-values.

Missing data

Individual questionnaires were inspected for missing values. If specific items were missing, they were imputed using the guidance for that questionnaire or if that information was not available then by mean imputation. This was a minor issue as most questionnaires were complete if the participant had been assessed.

Dealing with missing data for the primary outcome is listed above. For the multilevel multiple imputation, a joint modelling approach was chosen as implemented in the JOMO R package.⁵⁴ This uses a Bayesian approach utilising Monte Carlo Markov Chain to fit a joint two-level model. For the level 1 model this was fit as a random intercept and slope mixed regression model of the IES-R total scores with time. In addition, the following covariates were added to the model: site, baseline CAPS-5 score, gender, baseline depression score (PHQ-9) and time since traumatic event. The level 2 model was the primary analysis model consisting of a regression of the 16-week CAPS-5 score on the baseline CAPS-5 score, gender, baseline depression score (PHQ-9) and time since traumatic event. As described above, for the primary analysis each treatment group was imputed separately due to the varying number of therapist contacts.

For the SA, the same imputation model framework was used except the IES-R scores and other model variables were combined into a single imputation model. For the 52-week outcomes it was not possible to also include the site variable in the imputation model for each group due to data sparseness in the smallest sites. However, when compared to the sensitivity and complete case analyses the results were consistent.

For each multiple imputation run we used a burn-in period of 10,000 iterations, 500 iterations 'in-between' to account for serial correlation; and for all outcome variables 50 multiply imputed datasets were generated. The robustness of the imputation models was checked using a range of diagnostic

statistics and convergence plots available in the JOMO package and described there. Based on these diagnostic measures there was no evidence of any issues with the imputation framework.

Additional analyses

IES-R scores over time were analysed using a hierarchical modelling fitting a random slope and intercept model, also allowing for clustering by therapist as in the primary analysis. We modelled the time dimension as a linear spline with a knot at 26 weeks. Both elements of the spline were included as random effects in the form of random slopes. We fitted IES-R trajectories over time (since randomisation) interacted with intervention arm, while also controlling for the same covariates as the primary analysis. Note that these were likely collected four to five times for GSH arm patients and 8 to 12 times for CBT-TF arm patients.

An analysis explored the impact of the COVID-19 pandemic by examining the treatment effect stratified by the period before and after lockdown, defined as any contact that took place after 23 March 2020. For participants with missing outcome data, we calculated the notional 16- or 52-week date of the expected contact with their therapist. This notional date was then used to define the before or after lockdown period.

Statistical software

All analyses were performed using Stata version 17 (StataCorp LP, College Station, TX, USA)⁵⁵ and the JOMO R package⁵⁴ software used for multilevel multiple imputation as described above.

Public participation

A public advisory group, comprising five people with lived experience of PTSD, was formed, and met every 2–3 months to inform study design, conduct, data analysis and dissemination strategy and activity. This included participation in the interpretation of findings and identifying implications. The group was chaired by coauthor SC, a co-applicant with lived experience of PTSD and a participant in a previous study of GSH using *Spring*. The public advisory group reviewed and approved all participant-facing material. The trial steering committee included two members of the public, who were separate from the public advisory group.

Chapter 3 Quantitative trial results

Introduction

This chapter describes the results of the quantitative analysis of the RAPID trial.

Recruitment

Screening and randomisation

In all, 196 participants were recruited into the trial, 99 in the CBT-TF arm and 97 in the GSH arm. This exceeded the planned sample size of 192 participants. [Figure 1](#) shows the CONSORT patient flow diagram. A more detailed breakdown of the reasons for inclusion and exclusion is shown in [Table 2](#).

Overall, 726 referrals were made to the RAPID team and 422 were telephone screened (58.1%). Of the 422 participants telephone screened, 311/422 (73.7%) were eligible for enrolment and 303/311 (97.4%) attended a baseline assessment. Of these, 196/303 (64.7%) were randomised to the trial. Of those not randomised, 58/303 (19.1%) participants chose not to continue the baseline assessment or did not attend the assessment. A further 48/303 (15.8%) patients did not meet the eligibility criteria for entry to the trial with the reasons being PTSD was attributed to more than one event or was a complex PTSD diagnosis (23/303, 7.6%); not having PTSD as a primary diagnosis (11/303, 3.6%); and 7/303 (2.3%) having a CAPS-5 score above the eligibility threshold of 49. In addition, three patients refused

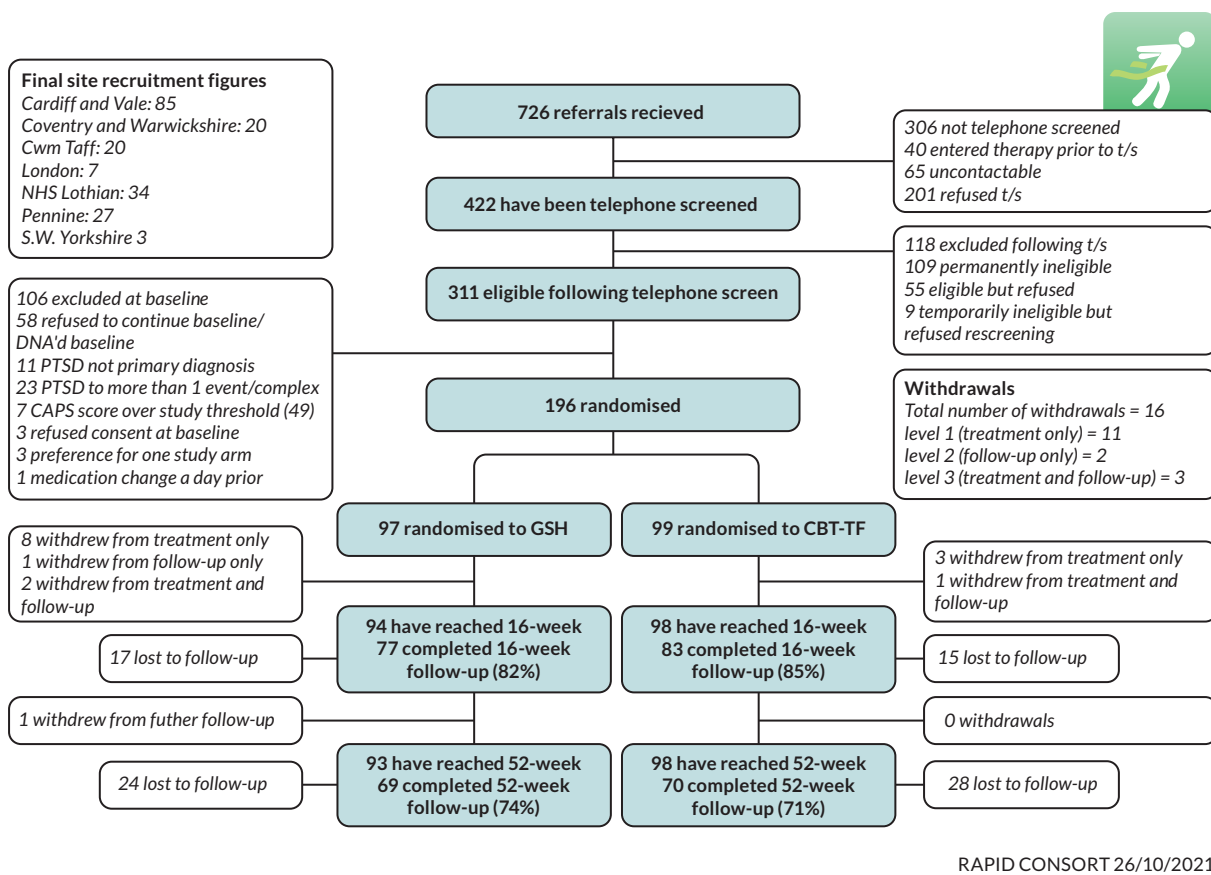


FIGURE 1 Participant flow and CONSORT diagram for the RAPID trial.

TABLE 2 Detailed breakdown of inclusion and exclusion criteria at screening

	Site							Total
	Cardiff and South Wales	Coventry and Warwickshire	East London Foundation Trust	NHS Lothian	Pennine	S.W. Yorks		
Number screened	250	38	13	73	44	4	422	
Number eligible	178 (71.2)	28 (73.7)	9 (69.2)	53 (72.6)	39 (88.6)	4 (100.0)	311 (73.7)	
Attended baseline	178 (100.0)	24 (85.7)	9 (100.0)	49 (92.5)	39 (100.0)	4 (100.0)	303 (97.4)	
Randomised	105 (59.0)	20 (83.3)	7 (77.8)	34 (69.4)	27 (69.2)	3 (75.0)	196 (64.7)	
Inclusion criteria								
Are you aged 18 or over?	250 (100.0)	38 (100.0)	12 (92.3)	73 (100.0)	43 (97.7)	4 (100.0)	420 (99.5)	
Has the patient experienced a trauma that meets the DSM-5 criteria for PTSD?	249 (99.6)	37 (97.4)	10 (76.9)	73 (100.0)	44 (100.0)	4 (100.0)	417 (98.8)	
Have any other traumatic events contributed to your symptoms?	51 (20.4)	13 (34.2)	2 (15.4)	17 (23.3)	11 (25.0)	0 (0.0)	94 (22.3)	
Does the patient have PTSD following a single traumatic event?	229 (91.6)	33 (86.8)	10 (76.9)	62 (84.9)	39 (88.6)	4 (100.0)	377 (89.3)	
Does the patient answer yes to six or more questions on the Traumatic Screening Questionnaire?	204 (81.6)	33 (86.8)	9 (69.2)	66 (90.4)	42 (95.5)	4 (100.0)	358 (84.8)	
Do you have regular access to the internet in order to complete the GSH?	210 (84.0)	36 (94.7)	10 (76.9)	63 (86.3)	42 (95.5)	4 (100.0)	365 (86.5)	
Exclusion criteria								
Inability to read and write fluently in English	7 (2.8)	2 (5.3)	0 (0.0)	2 (2.7)	1 (2.3)	0 (0.0)	12 (2.8)	
Have you previously completed a course of CBT-TF for PTSD?	3 (1.2)	2 (5.3)	1 (7.7)	3 (4.1)	1 (2.3)	0 (0.0)	10 (2.4)	
Are you currently receiving any kind of psychological therapy?	1 (0.4)	2 (5.3)	0 (0.0)	0 (0.0)	0 (0.0)	0 (0.0)	3 (0.7)	
Are you taking any medication for a mental health condition?	21 (8.4)	4 (10.5)	0 (0.0)	4 (5.5)	0 (0.0)	0 (0.0)	29 (6.9)	

TABLE 2 Detailed breakdown of inclusion and exclusion criteria at screening (continued)

	Site							Total
	Cardiff and South Wales	Coventry and Warwickshire	East London Foundation Trust	NHS Lothian	Pennine	S.W. Yorks		
Are you suffering from psychosis, for example, hearing voices or seeing things?	1 (0.4)	0 (0.0)	0 (0.0)	0 (0.0)	1 (2.3)	0 (0.0)	2 (0.5)	
Are you currently dependent on alcohol or drugs?	1 (0.4)	0 (0.0)	0 (0.0)	1 (1.4)	0 (0.0)	0 (0.0)	2 (0.5)	
Have you been having thoughts of ending your life?	60 (24.0)	1 (2.6)	0 (0.0)	15 (20.5)	7 (15.9)	1 (25.0)	84 (19.9)	
Do you feel suicidal?	2 (0.8)	0 (0.0)	0 (0.0)	4 (5.5)	1 (2.3)	0 (0.0)	7 (1.7)	
Note	Numbers are frequency (%).							

consent at baseline, three participants showed a preference for one trial arm and one patient had a medication change close to the baseline assessment.

Withdrawals during the trial

During the trial, 18/196 (9.2%) participants withdrew from the trial. Of the 18 patients, 12/18 (66.7%) were in the GSH group and 6/18 (33.3%) in the CBT-TF group. 2/18 (11.1%) participants were withdrawn at the request of the therapist and 16/18 (88.9%) withdrew at the request of the participant. Of the 18 participants who withdrew, 14/18 (77.8%) withdrew from the trial intervention but allowed themselves to be followed up, 2/18 (11.1%) withdrew from further data collection and 2/18 (11.1%) withdrew from both the intervention and further data collection.

In terms of timing of withdrawals, 6/18 (33.3%) withdrew prior to randomisation, 11/18 (61.1%) withdrew after randomisation but before the 16-week assessment and only 1/18 (5.6%) withdrew between the 16-week and 52-week assessments.

There was a difference in the number of withdrawals between the CBT-TF group and GSH group. There was one participant withdrawal at the request of the therapist in each group. The participant in the CBT-TF group had an ill family member, and no reason was recorded for the GSH participant. The remaining 16 participants (11 in the GSH group and 5 in the CBT-TF group) who withdrew at their own request gave a variety of reasons for withdrawing. Examining the free text comments revealed that three participants (one in the CBT-TF group and two in the GSH group) had no reason recorded. In the four participants who gave reasons in the CBT-TF group, one patient felt the therapy was not helping and the other three participants had difficulty attending the sessions for work-related or family illness reasons. For the GSH group, where a reason was recorded, three participants indicated a desire for more intensive therapy, one participant felt the intervention was too difficult to use, one participant preferred to do individual research, one participant was taking medication to treat their PTSD symptoms, one participant did not want to revisit their PTSD event, one participant could not commit the time and finally one participant had a cancer diagnosis and did not wish to juggle two health issues. Participant withdrawal information is presented in [Table 3](#).

TABLE 3 Participant withdrawal information

	CBT-TF N = 6	GSH N = 12	Total N = 18
Nature of withdrawal			
Participant withdrew consent	5 (83.3)	11 (91.7)	16 (88.9)
Participant withdrawn by therapist/trial team	1 (16.7)	1 (8.3)	2 (11.1)
Missing (%)	0 (0.0)	0 (0.0)	0 (0.0)
Withdrawal level			
Withdrawal from the trial intervention	5 (83.3)	9 (75.0)	14 (77.8)
Withdrawal from follow-up interviews/questionnaires	0 (0.0)	2 (16.7)	2 (11.1)
Withdrawal from both the trial intervention and follow-up interviews/questionnaires	1 (16.7)	1 (8.3)	2 (11.1)
Missing (%)	0 (0.0)	0 (0.0)	0 (0.0)

Note
Numbers are frequency (%).

Lost to follow-up

There were 36/196 (18.4%) patients lost to follow-up at the 16-week assessment, 20/97 (20.6%) in the GSH group and 16/99 (16.2%) in the CBT-TF group. This includes those patients who withdrew permission for future data collection, one in the CBT-TF group and three in the GSH group. As expected, loss to follow-up was higher at the 52-week assessment with 57/196 (29.0%) not reporting data collection overall with 29/99 (29.3%) in the CBT-TF group and 28/97 (28.9%) in the GSH group. There was no strong evidence of a differential loss to follow-up between the CBT-TF or GSH groups.

Description of the trial population

This section describes the trial population in terms of the data collected at the baseline assessments.

Demographics

The average age of participants was 36.5 years (SD 13.4). Female participants represented 63.8% (125/196) of the total trial population. The overwhelming self-reported ethnicity was white (all groups) which comprised 91.8% of the trial population (180/196). In terms of education and qualification, 64/196 (32.7%) participants reported having a higher education qualification and 46/196 (23.5%) reported having two or more A levels. Only 8/196 (4.1%) reported having no qualifications or education achievements.

Most participants reported having salary or wages as their main source of income (123/128, 96.1%). However, just under 35% of participants declined to report their main source of income (68/196). Participants were more inclined to report their income category (only eight declined) and 110/188 (58.5%) participants reported income below £20,000 per annum. This is lower than the UK median income as reported by the Office for National Statistics (ONS) for 2019 which was £29,900. Of participants' current occupations the three most common responses were customer service occupations (24/96, 12.2%), teaching and education profession (17/196, 8.7%) and healthcare professionals (16/196, 8.2%). While customer service occupations remained the most common response in terms of lifetime vocation (62/196, 31.6%) the next two categories were sales occupations (31/196, 15.8%) and administrative roles (30/196, 15.3%). Very few participants reported managerial or scientific roles currently or over their lifetime.

There were no major imbalances reported among the two groups indicating the randomisation process had been successful. There were a few smaller imbalances noted. More CBT-TF participants reported having achieved a higher education qualification (37/99, 37.4%) than GSH participants (27/97, 27.8%). Slightly more CBT-TF participants reported being employed than the GSH group, 63/99 (63.6%) versus 56/97 (57.7%). This was reflected in the proportion of participants not receiving benefits which was 69/99 (69.7%) for the CBT-TF group and 57/97 (58.8%) for the GSH group. There were a larger number of participants not able to work in the GSH group (12/97, 12.4%) compared to the CBT-TF group (6/99, 6.1%). Full details of the demographic profile of the trial participants are shown in [Table 4](#).

Experience of trauma

Participants reported previous experience of trauma using the Life Events Checklist (LEC) tool.⁵⁶ [Figure 2](#) shows the prevalence of the worst experience reported and [Table 5](#) reports the full details of the LEC questionnaire. Participants reported on average being 32.7 (SD 13.9, range 5–69) years old at the time of their worst trauma experience and that the event had occurred a median of 16 [interquartile range (IQR) 6–32, range 2–720] months ago. Most participants responded that the event lasted a median of 1 hour (IQR 0.2–4); however, some participants reported much longer durations, range 0–720 hours.

TABLE 4 Participant demographic data reported at baseline

	Treatment comparison					
	CBT-TF		GSH		Total	
	N = 99		N = 97		N = 196	
Age (years)						
Mean (SD)	37.6	(13.4)	35.4	(13.4)	36.5	(13.4)
Median (IQR)	37.0	(25.7–48.3)	31.4	(24.7–43.8)	32.3	(25.2–47.1)
Missing (%)	0	(0.0)	0	(0.0)	0	(0.0)
Age group (years)						
18–24	23	(23.2)	26	(26.8)	49	(25.0)
25–34	23	(23.2)	33	(34.0)	56	(28.6)
35–44	20	(20.2)	15	(15.5)	35	(17.9)
45–64	31	(31.3)	20	(20.6)	51	(26.0)
65+	2	(2.0)	3	(3.1)	5	(2.6)
Missing (%)	0	(0.0)	0	(0.0)	0	(0.0)
Gender						
Male	36	(36.4)	35	(36.1)	71	(36.2)
Female	63	(63.6)	62	(63.9)	125	(63.8)
Missing (%)	0	(0.0)	0	(0.0)	0	(0.0)
Site name						
Cardiff and South Wales	52	(52.5)	53	(54.6)	105	(53.6)
Coventry and Warwickshire	11	(11.1)	9	(9.3)	20	(10.2)
East London Foundation Trust	4	(4.0)	3	(3.1)	7	(3.6)
NHS Lothian	17	(17.2)	17	(17.5)	34	(17.3)
Pennine	14	(14.1)	13	(13.4)	27	(13.8)
S.W. Yorks	1	(1.0)	2	(2.1)	3	(1.5)
Missing (%)	0	(0.0)	0	(0.0)	0	(0.0)
Ethnicity						
White: Welsh/English/Scottish/Northern Irish/British	86	(86.9)	86	(88.7)	172	(87.8)
White: Irish	1	(1.0)	1	(1.0)	2	(1.0)
White: Any other white background	3	(3.0)	3	(3.1)	6	(3.1)
Mixed/multiple ethnic groups: White and Black Caribbean	1	(1.0)	0	(0.0)	1	(0.5)
Mixed/multiple ethnic groups: White and Black African	0	(0.0)	1	(1.0)	1	(0.5)
Mixed/multiple ethnic groups: any other mixed/multiple ethnic background	0	(0.0)	1	(1.0)	1	(0.5)
Asian/Asian British: Indian	1	(1.0)	2	(2.1)	3	(1.5)
Asian/Asian British: Pakistani	0	(0.0)	1	(1.0)	1	(0.5)

TABLE 4 Participant demographic data reported at baseline (continued)

	Treatment comparison					
	CBT-TF		GSH		Total	
	N = 99		N = 97		N = 196	
Asian/Asian British: Bangladeshi	1	(1.0)	0	(0.0)	1	(0.5)
Asian/Asian British: Chinese	1	(1.0)	1	(1.0)	2	(1.0)
Black/African/Caribbean/Black British: African	2	(2.0)	1	(1.0)	3	(1.5)
Black/African/Caribbean/Black British: Caribbean	1	(1.0)	0	(0.0)	1	(0.5)
Black/African/Caribbean/Black British: any other black/African/Caribbean background	1	(1.0)	0	(0.0)	1	(0.5)
Any other ethnic group	1	(1.0)	0	(0.0)	1	(0.5)
Missing (%)	0	(0.0)	0	(0.0)	0	(0.0)
Highest level of qualification						
None	1	(1.0)	7	(7.2)	8	(4.1)
1–4 GCSE/O levels	12	(12.1)	12	(12.4)	24	(12.2)
5 + GCSE/O levels	19	(19.2)	17	(17.5)	36	(18.4)
Apprenticeship	3	(3.0)	1	(1.0)	4	(2.0)
2 + A levels	22	(22.2)	24	(24.7)	46	(23.5)
Higher education	37	(37.4)	27	(27.8)	64	(32.7)
Other	5	(5.1)	9	(9.3)	14	(7.1)
Missing (%)	0	(0.0)	0	(0.0)	0	(0.0)
Main income source						
Salary/wage	64	(94.1)	59	(98.3)	123	(96.1)
State benefits	3	(4.4)	0	(0.0)	3	(2.3)
Other	1	(1.5)	1	(1.7)	2	(1.6)
Missing (%)	31	(31.3)	37	(38.1)	68	(34.7)
Gross income (individual, without benefits)						
Up to £10,000	36	(37.1)	36	(39.6)	72	(38.3)
£10,000–20,000	19	(19.6)	19	(20.9)	38	(20.2)
£20,000–30,000	23	(23.7)	16	(17.6)	39	(20.7)
£30,000–40,000	14	(14.4)	14	(15.4)	28	(14.9)
£40,000–50,000	3	(3.1)	3	(3.3)	6	(3.2)
£50,000–60,000	0	(0.0)	2	(2.2)	2	(1.1)
£60,000 +	2	(2.1)	1	(1.1)	3	(1.6)
Missing (%)	2	(2.0)	6	(6.2)	8	(4.1)

continued

TABLE 4 Participant demographic data reported at baseline (*continued*)

	Treatment comparison					
	CBT-TF		GSH		Total	
	N = 99		N = 97		N = 196	
Current employment						
Employed (including being on temporary leave from work for any reason)	63	(63.6)	56	(57.7)	119	(60.7)
Self-employed or freelance	5	(5.1)	4	(4.1)	9	(4.6)
Homemaker	6	(6.1)	3	(3.1)	9	(4.6)
Student	12	(12.1)	15	(15.5)	27	(13.8)
Retired	4	(4.0)	3	(3.1)	7	(3.6)
Volunteering	3	(3.0)	0	(0.0)	3	(1.5)
Unable to work (including those receiving DLA)	6	(6.1)	12	(12.4)	18	(9.2)
Out of work and looking for work	4	(4.0)	2	(2.1)	6	(3.1)
Out of work but not currently looking for work	3	(3.0)	6	(6.2)	9	(4.6)
Current vocation						
Corporate managers and directors	4	(4.0)	0	(0.0)	4	(2.0)
Science, research, engineering and technology professionals	3	(3.0)	0	(0.0)	3	(1.5)
Health professionals	7	(7.1)	9	(9.3)	16	(8.2)
Teaching and educational professionals	10	(10.1)	7	(7.2)	17	(8.7)
Business, media and public service professionals	4	(4.0)	1	(1.0)	5	(2.6)
Other managers and proprietors	1	(1.0)	2	(2.1)	3	(1.5)
Science, engineering and technology associate professionals	1	(1.0)	1	(1.0)	2	(1.0)
Health and social care associate professionals	4	(4.0)	5	(5.2)	9	(4.6)
Protective service occupations	3	(3.0)	1	(1.0)	4	(2.0)
Culture, media and sports occupations	0	(0.0)	3	(3.1)	3	(1.5)
Business and public service associate professionals	1	(1.0)	2	(2.1)	3	(1.5)
Skilled agricultural and related trades	3	(3.0)	0	(0.0)	3	(1.5)
Skilled metal, electrical and electronic trades	0	(0.0)	3	(3.1)	3	(1.5)
Skilled construction and building trades	4	(4.0)	2	(2.1)	6	(3.1)
Textiles, printing and other skilled trades	0	(0.0)	1	(1.0)	1	(0.5)
Administrative occupations	8	(8.1)	3	(3.1)	11	(5.6)
Secretarial and related occupations	4	(4.0)	1	(1.0)	5	(2.6)
Caring personal service occupations	6	(6.1)	2	(2.1)	8	(4.1)
Leisure, travel and related personal service occupations	1	(1.0)	2	(2.1)	3	(1.5)

TABLE 4 Participant demographic data reported at baseline (continued)

	Treatment comparison					
	CBT-TF		GSH		Total	
	N = 99		N = 97		N = 196	
Sales occupations	2	(2.0)	2	(2.1)	4	(2.0)
Customer service occupations	10	(10.1)	14	(14.4)	24	(12.2)
Process, plant and machine operatives	4	(4.0)	2	(2.1)	6	(3.1)
Transport and mobile machine drivers and operatives	1	(1.0)	3	(3.1)	4	(2.0)
Elementary trades and related occupations	0	(0.0)	1	(1.0)	1	(0.5)
Elementary administration and service occupations	0	(0.0)	1	(1.0)	1	(0.5)
Lifetime vocation						
Corporate managers and directors	5	(5.1)	3	(3.1)	8	(4.1)
Science, research, engineering and technology professionals	4	(4.0)	3	(3.1)	7	(3.6)
Health professionals	5	(5.1)	12	(12.4)	17	(8.7)
Teaching and educational professionals	18	(18.2)	10	(10.3)	28	(14.3)
Business, media and public service professionals	5	(5.1)	4	(4.1)	9	(4.6)
Other managers and proprietors	4	(4.0)	7	(7.2)	11	(5.6)
Science, engineering and technology associate professionals	3	(3.0)	1	(1.0)	4	(2.0)
Health and social care associate professionals	11	(11.1)	9	(9.3)	20	(10.2)
Protective service occupations	3	(3.0)	3	(3.1)	6	(3.1)
Culture, media and sports occupations	5	(5.1)	4	(4.1)	9	(4.6)
Business and public service associate professionals	2	(2.0)	2	(2.1)	4	(2.0)
Skilled agricultural and related trades	3	(3.0)	0	(0.0)	3	(1.5)
Skilled metal, electrical and electronic trades	5	(5.1)	3	(3.1)	8	(4.1)
Skilled construction and building trades	10	(10.1)	9	(9.3)	19	(9.7)
Textiles, printing and other skilled trades	1	(1.0)	2	(2.1)	3	(1.5)
Administrative occupations	18	(18.2)	12	(12.4)	30	(15.3)
Secretarial and related occupations	6	(6.1)	5	(5.2)	11	(5.6)
Caring personal service occupations	8	(8.1)	7	(7.2)	15	(7.7)
Leisure, travel and related personal service occupations	9	(9.1)	12	(12.4)	21	(10.7)
Sales occupations	14	(14.1)	17	(17.5)	31	(15.8)
Customer service occupations	30	(30.3)	32	(33.0)	62	(31.6)
Process, plant and machine operatives	5	(5.1)	3	(3.1)	8	(4.1)

continued

TABLE 4 Participant demographic data reported at baseline (continued)

	Treatment comparison					
	CBT-TF		GSH		Total	
	N = 99		N = 97		N = 196	
Transport and mobile machine drivers and operatives	3	(3.0)	9	(9.3)	12	(6.1)
Elementary trades and related occupations	3	(3.0)	1	(1.0)	4	(2.0)
Elementary administration and service occupations	3	(3.0)	0	(0.0)	3	(1.5)
Homemaker	7	(7.1)	5	(5.2)	12	(6.1)
Never worked (including those receiving DLA)	1	(1.0)	0	(0.0)	1	(0.5)
Benefits						
No benefits received	69	(69.7)	57	(58.8)	126	(64.3)
Income support	5	(5.1)	7	(7.2)	12	(6.1)
Jobseeker’s allowance	4	(4.0)	2	(2.1)	6	(3.1)
DLA	10	(10.1)	11	(11.3)	21	(10.7)
Statutory sick pay	4	(4.0)	5	(5.2)	9	(4.6)
Housing benefit	5	(5.1)	6	(6.2)	11	(5.6)
State pension	1	(1.0)	2	(2.1)	3	(1.5)
Child benefit	12	(12.1)	17	(17.5)	29	(14.8)

DLA, disability living allowance.

Note

Numbers are mean (SD), median (IQR), minimum and maximum or frequency (%).

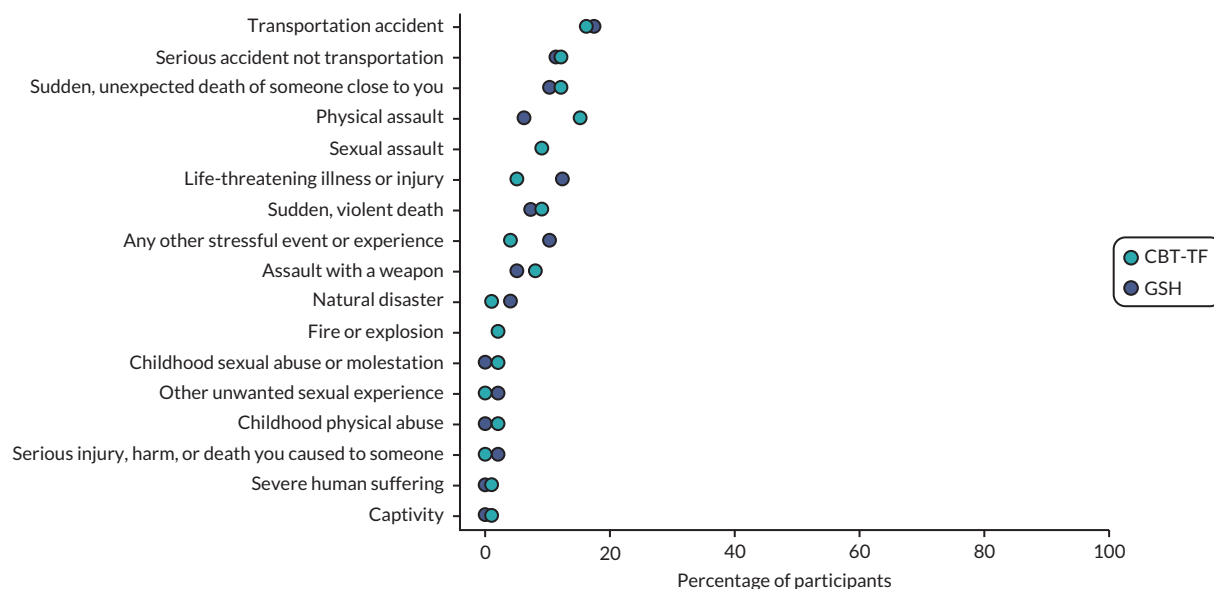


FIGURE 2 Prevalence of most traumatic event reported.

TABLE 5 LEC experience of trauma data

	CBT-TF		GSH		Total	
	N = 99		N = 97		N = 196	
Natural disaster (e.g. flood, hurricane, tornado, earthquake)						
Happened to me	6	(6.1)	7	(7.2)	13	(6.6)
Witnessed it	3	(3.0)	1	(1.0)	4	(2.0)
Learned about it	9	(9.1)	11	(11.3)	20	(10.2)
Part of my job	1	(1.0)	0	(0.0)	1	(0.5)
Not sure	0	(0.0)	1	(1.0)	1	(0.5)
Does not apply	81	(81.8)	80	(82.5)	161	(82.1)
Fire or explosion						
Happened to me	6	(6.1)	6	(6.2)	12	(6.1)
Witnessed it	7	(7.1)	11	(11.3)	18	(9.2)
Learned about it	10	(10.1)	7	(7.2)	17	(8.7)
Part of my job	6	(6.1)	4	(4.1)	10	(5.1)
Not sure	0	(0.0)	0	(0.0)	0	(0.0)
Does not apply	75	(75.8)	72	(74.2)	147	(75.0)
Transportation accident (e.g. car accident, train wreck, plane crash)						
Happened to me	47	(47.5)	46	(47.4)	93	(47.4)
Witnessed it	10	(10.1)	9	(9.3)	19	(9.7)
Learned about it	11	(11.1)	12	(12.4)	23	(11.7)
Part of my job	3	(3.0)	5	(5.2)	8	(4.1)
Not sure	1	(1.0)	0	(0.0)	1	(0.5)
Does not apply	36	(36.4)	36	(37.1)	72	(36.7)
Serious accident at work, home or during recreational activity						
Happened to me	25	(25.3)	27	(27.8)	52	(26.5)
Witnessed it	9	(9.1)	11	(11.3)	20	(10.2)
Learned about it	4	(4.0)	5	(5.2)	9	(4.6)
Part of my job	3	(3.0)	4	(4.1)	7	(3.6)
Not sure	4	(4.0)	1	(1.0)	5	(2.6)
Does not apply	63	(63.6)	53	(54.6)	116	(59.2)
Exposure to toxic substance (e.g. dangerous chemicals, radiation)						
Happened to me	3	(3.0)	0	(0.0)	3	(1.5)
Witnessed it	1	(1.0)	1	(1.0)	2	(1.0)
Learned about it	5	(5.1)	1	(1.0)	6	(3.1)
Part of my job	7	(7.1)	1	(1.0)	8	(4.1)
Not sure	1	(1.0)	5	(5.2)	6	(3.1)
Does not apply	87	(87.9)	89	(91.8)	176	(89.8)

continued

TABLE 5 LEC experience of trauma data (continued)

	CBT-TF		GSH		Total	
	N = 99		N = 97		N = 196	
Physical assault (e.g. being attacked, hit, slapped, kicked, beaten up)						
Happened to me	43	(43.4)	37	(38.1)	80	(40.8)
Witnessed it	7	(7.1)	11	(11.3)	18	(9.2)
Learned about it	4	(4.0)	12	(12.4)	16	(8.2)
Part of my job	3	(3.0)	6	(6.2)	9	(4.6)
Not sure	1	(1.0)	0	(0.0)	1	(0.5)
Does not apply	45	(45.5)	43	(44.3)	88	(44.9)
Assault with a weapon (e.g. being shot, stabbed, threatened with a knife, bomb)						
Happened to me	13	(13.1)	13	(13.4)	26	(13.3)
Witnessed it	4	(4.0)	4	(4.1)	8	(4.1)
Learned about it	5	(5.1)	8	(8.2)	13	(6.6)
Part of my job	2	(2.0)	6	(6.2)	8	(4.1)
Not sure	1	(1.0)	2	(2.1)	3	(1.5)
Does not apply	74	(74.7)	67	(69.1)	141	(71.9)
Sexual assault (rape, attempted rape, forced sexual acts)						
Happened to me	15	(15.2)	14	(14.4)	29	(14.8)
Witnessed it	0	(0.0)	1	(1.0)	1	(0.5)
Learned about it	7	(7.1)	9	(9.3)	16	(8.2)
Part of my job	0	(0.0)	0	(0.0)	0	(0.0)
Not sure	1	(1.0)	2	(2.1)	3	(1.5)
Does not apply	77	(77.8)	73	(75.3)	150	(76.5)
Other unwanted or uncomfortable sexual experience						
Happened to me	13	(13.1)	15	(15.5)	28	(14.3)
Witnessed it	0	(0.0)	0	(0.0)	0	(0.0)
Learned about it	1	(1.0)	6	(6.2)	7	(3.6)
Part of my job	0	(0.0)	1	(1.0)	1	(0.5)
Not sure	1	(1.0)	0	(0.0)	1	(0.5)
Does not apply	84	(84.8)	76	(78.4)	160	(81.6)
Combat or exposure to a warzone (in the military or as a civilian)						
Happened to me	2	(2.0)	1	(1.0)	3	(1.5)
Witnessed it	1	(1.0)	0	(0.0)	1	(0.5)
Learned about it	7	(7.1)	7	(7.2)	14	(7.1)
Part of my job	2	(2.0)	2	(2.1)	4	(2.0)
Not sure	2	(2.0)	0	(0.0)	2	(1.0)
Does not apply	87	(87.9)	88	(90.7)	175	(89.3)

TABLE 5 LEC experience of trauma data (continued)

	CBT-TF		GSH		Total	
	N = 99		N = 97		N = 196	
Captivity (e.g. being kidnapped, abducted, held hostage, prisoner of war)						
Happened to me	3	(3.0)	2	(2.1)	5	(2.6)
Witnessed it	0	(0.0)	0	(0.0)	0	(0.0)
Learned about it	2	(2.0)	6	(6.2)	8	(4.1)
Part of my job	1	(1.0)	1	(1.0)	2	(1.0)
Not sure	0	(0.0)	0	(0.0)	0	(0.0)
Does not apply	93	(93.9)	89	(91.8)	182	(92.9)
Life-threatening illness or injury						
Happened to me	14	(14.1)	24	(24.7)	38	(19.4)
Witnessed it	15	(15.2)	20	(20.6)	35	(17.9)
Learned about it	7	(7.1)	8	(8.2)	15	(7.7)
Part of my job	3	(3.0)	4	(4.1)	7	(3.6)
Not sure	2	(2.0)	0	(0.0)	2	(1.0)
Does not apply	64	(64.6)	50	(51.5)	114	(58.2)
Severe human suffering						
Happened to me	4	(4.0)	5	(5.2)	9	(4.6)
Witnessed it	6	(6.1)	14	(14.4)	20	(10.2)
Learned about it	7	(7.1)	4	(4.1)	11	(5.6)
Part of my job	2	(2.0)	2	(2.1)	4	(2.0)
Not sure	1	(1.0)	0	(0.0)	1	(0.5)
Does not apply	83	(83.8)	75	(77.3)	158	(80.6)
Sudden, violent death (e.g. homicide, suicide)						
Happened to me	6	(6.1)	5	(5.2)	11	(5.6)
Witnessed it	9	(9.1)	10	(10.3)	19	(9.7)
Learned about it	18	(18.2)	12	(12.4)	30	(15.3)
Part of my job	3	(3.0)	7	(7.2)	10	(5.1)
Not sure	1	(1.0)	0	(0.0)	1	(0.5)
Does not apply	63	(63.6)	67	(69.1)	130	(66.3)
Sudden, unexpected death of someone close to you						
Happened to me	37	(37.4)	34	(35.1)	71	(36.2)
Witnessed it	11	(11.1)	11	(11.3)	22	(11.2)
Learned about it	12	(12.1)	15	(15.5)	27	(13.8)
Part of my job	0	(0.0)	1	(1.0)	1	(0.5)
Not sure	0	(0.0)	1	(1.0)	1	(0.5)
Does not apply	42	(42.4)	41	(42.3)	83	(42.3)

continued

TABLE 5 LEC experience of trauma data (continued)

	CBT-TF		GSH		Total	
	N = 99		N = 97		N = 196	
Serious injury, harm or death you caused to someone						
Happened to me	3	(3.0)	4	(4.1)	7	(3.6)
Witnessed it	1	(1.0)	1	(1.0)	2	(1.0)
Learned about it	0	(0.0)	1	(1.0)	1	(0.5)
Part of my job	0	(0.0)	1	(1.0)	1	(0.5)
Not sure	0	(0.0)	2	(2.1)	2	(1.0)
Does not apply	95	(96.0)	88	(90.7)	183	(93.4)
Any other stressful event or experience						
Happened to me	28	(28.3)	31	(32.0)	59	(30.1)
Witnessed it	5	(5.1)	5	(5.2)	10	(5.1)
Learned about it	5	(5.1)	2	(2.1)	7	(3.6)
Part of my job	4	(4.0)	2	(2.1)	6	(3.1)
Not sure	1	(1.0)	2	(2.1)	3	(1.5)
Does not apply	60	(60.6)	58	(59.8)	118	(60.2)
Childhood physical abuse						
Happened to me	10	(10.1)	8	(8.2)	18	(9.2)
Witnessed it	0	(0.0)	0	(0.0)	0	(0.0)
Learned about it	3	(3.0)	6	(6.2)	9	(4.6)
Part of my job	0	(0.0)	0	(0.0)	0	(0.0)
Not sure	0	(0.0)	0	(0.0)	0	(0.0)
Does not apply	86	(86.9)	84	(86.6)	170	(86.7)
Childhood sexual abuse or molestation						
Happened to me	5	(5.1)	2	(2.1)	7	(3.6)
Witnessed it	0	(0.0)	0	(0.0)	0	(0.0)
Learned about it	4	(4.0)	5	(5.2)	9	(4.6)
Part of my job	0	(0.0)	0	(0.0)	0	(0.0)
Not sure	0	(0.0)	1	(1.0)	1	(0.5)
Does not apply	90	(90.9)	89	(91.8)	179	(91.3)
Which one of these was the worst event that has happened to you?						
Natural disaster	1	(1.0)	4	(4.1)	5	(2.6)
Fire or explosion	2	(2.0)	2	(2.1)	4	(2.0)
Transportation accident	16	(16.2)	17	(17.5)	33	(16.8)
Serious accident not transportation	12	(12.1)	11	(11.3)	23	(11.7)
Physical assault	15	(15.2)	6	(6.2)	21	(10.7)
Assault with a weapon	8	(8.1)	5	(5.2)	13	(6.6)

TABLE 5 LEC experience of trauma data (continued)

	CBT-TF		GSH		Total	
	N = 99		N = 97		N = 196	
Sexual assault	9	(9.1)	9	(9.3)	18	(9.2)
Other unwanted sexual experience	0	(0.0)	2	(2.1)	2	(1.0)
Captivity	1	(1.0)	0	(0.0)	1	(0.5)
Life-threatening illness or injury	5	(5.1)	12	(12.4)	17	(8.7)
Severe human suffering	1	(1.0)	0	(0.0)	1	(0.5)
Sudden, violent death	9	(9.1)	7	(7.2)	16	(8.2)
Sudden, unexpected death of someone close to you	12	(12.1)	10	(10.3)	22	(11.2)
Serious injury, harm or death you caused to someone	0	(0.0)	2	(2.1)	2	(1.0)
Any other stressful event or experience	4	(4.0)	10	(10.3)	14	(7.1)
Childhood physical abuse	2	(2.0)	0	(0.0)	2	(1.0)
Childhood sexual abuse or molestation	2	(2.0)	0	(0.0)	2	(1.0)
Missing (%)	0	(0.0)	0	(0.0)	0	(0.0)
How old were you when the event started/happened? (age in years)						
Mean (SD)	33.5	(14.4)	31.8	(13.5)	32.7	(13.9)
Median (IQR)	33.0	(20.0–45.0)	27.0	(21.0–42.0)	30.0	(21.0–43.0)
Minimum, maximum		(5.0, 69.0)		(8.0, 68.0)		(5.0, 69.0)
Missing (%)	0	(0.0)	0	(0.0)	0	(0.0)
How long did the event last? (time in hours)						
Mean (SD)	36.2	(128.7)	25.3	(80.4)	30.8	(107.5)
Median (IQR)	0.5	(0.2–3.0)	1.0	(0.2–6.0)	1.0	(0.2–4.0)
Minimum, maximum		(0.0, 720.0)		(0.0, 600.0)		(0.0, 720.0)
Missing (%)	5	(5.1)	6	(6.2)	11	(5.6)
How long ago did the event end? (time in months)						
Mean (SD)	38.5	(73.6)	36.3	(80.9)	37.4	(77.2)
Median (IQR)	16.0	(6.0–33.0)	17.0	(6.5–28.0)	16.0	(6.0–32.0)
Minimum, maximum		(2.0, 600.0)		(2.0, 720.0)		(2.0, 720.0)
Missing (%)	2	(2.0)	1	(1.0)	3	(1.5)

Note

Numbers are mean (SD), median (IQR), minimum and maximum or frequency (%).

The most prevalent event reported as the worst experience was a transportation accident (33/196, 16.8%). The next most common category was serious accident (not transportation) (23/196, 11.7%) and then the sudden, unexpected death of someone close to the participant (22/196, 11.2%).

There were some small imbalances observed, for example, physical assault where 15/99 (15.2%) reported this in the CBT-TF arm compared to 6/97 (6.2%) in the GSH arm. Similarly, in the life-threatening illness or injury category only 5/99 (5.1%) participants in the CBT-TF arm reported this as their worst event experience versus 12/97 (12.4%) in the GSH arm. These are relatively small numbers and so some imbalances are to be expected by chance alone even under perfect execution of the randomisation method. There was also a small difference in the 'Any other stressful event or experience' but the version of the LEC questions used did not ask the participant to specify the exact event or experience.

Mental health

During the baseline assessment, participants were asked to report if they had ever been told by a health professional that they had a particular mental health diagnosis. *Figure 3* shows the prevalence of the reported mental health conditions. The most prevalent condition was PTSD reported by 147/195 (75.4%) participants. Generalised anxiety was the next most prevalent, reported by 129/196 (65.8%) participants, and depressive disorder the third most prevalent with 112/196 (57.1%) reporting having been told they had this condition. These three conditions were the most prevalent by a long margin. The next most prevalent condition was panic disorder which was reported by 21/196 (10.7%) participants with the remaining conditions reported by 0.0–7.7% of participants. Many conditions which were asked about had no participants reporting as being diagnosed.

There were no serious imbalances observed between the two intervention arms although a small imbalance was observed in participants reporting depressive disorder with 60/99 (60.6%) in the CBT-TF group compared to 52/97 (53.6%) in the GSH arm. *Table 6* shows the complete details of the participant responses.

Family history of mental health

Participants were asked to give details on their family history of mental health conditions based on whether a relative was a first-degree relative, defined as mother, father, son, daughter, brother or sister;

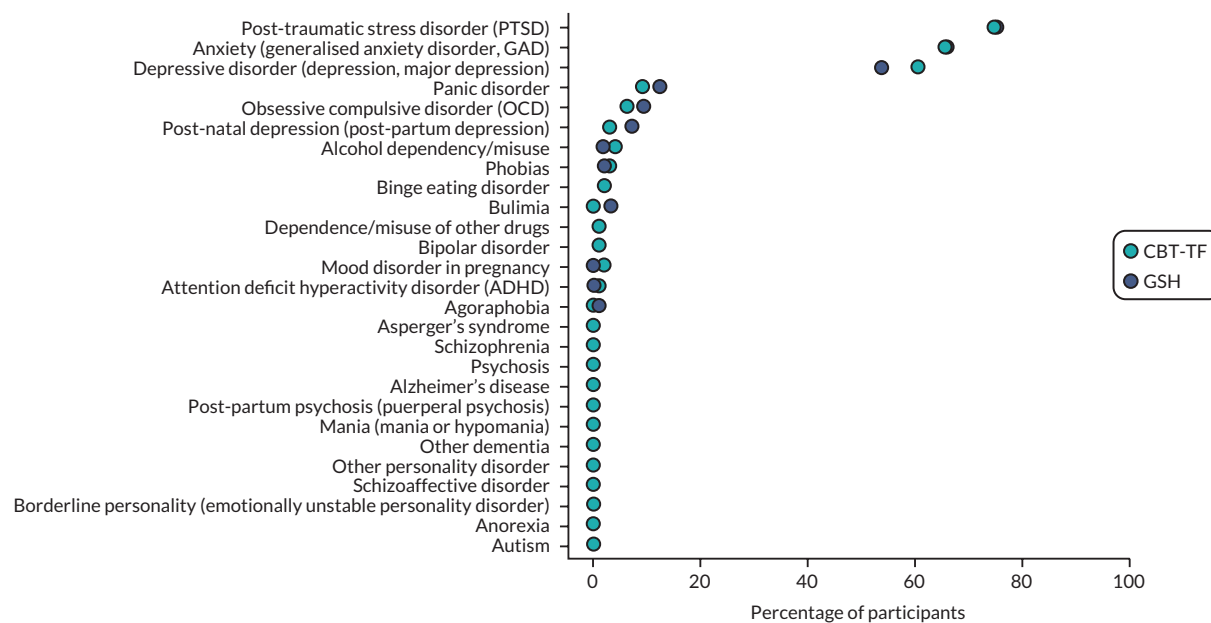


FIGURE 3 Prevalence of mental health diagnoses reported at baseline assessment.

TABLE 6 Mental health information reported at the baseline assessment

	CBT-TF		GSH		Total	
	N = 99		N = 97		N = 196	
Have you ever been told by a health professional that you have?						
PTSD						
Yes	74	(75.5)	73	(75.3)	147	(75.4)
No	24	(24.5)	24	(24.7)	48	(24.6)
Missing (%)	1	(1.0)	0	(0.0)	1	(0.5)
Anxiety (GAD)						
Yes	65	(65.7)	64	(66.0)	129	(65.8)
No	34	(34.3)	33	(34.0)	67	(34.2)
Missing (%)	0	(0.0)	0	(0.0)	0	(0.0)
Agoraphobia						
Yes	0	(0.0)	1	(1.0)	1	(0.5)
No	99	(100.0)	96	(99.0)	195	(99.5)
Missing (%)	0	(0.0)	0	(0.0)	0	(0.0)
Panic disorder						
Yes	9	(9.1)	12	(12.4)	21	(10.7)
No	90	(90.9)	85	(87.6)	175	(89.3)
Missing (%)	0	(0.0)	0	(0.0)	0	(0.0)
Phobias						
Yes	3	(3.0)	2	(2.1)	5	(2.6)
No	96	(97.0)	95	(97.9)	191	(97.4)
Missing (%)	0	(0.0)	0	(0.0)	0	(0.0)
OCD						
Yes	6	(6.1)	9	(9.3)	15	(7.7)
No	93	(93.9)	88	(90.7)	181	(92.3)
Missing (%)	0	(0.0)	0	(0.0)	0	(0.0)
Depressive disorder (depression, major depression)						
Yes	60	(60.6)	52	(53.6)	112	(57.1)
No	39	(39.4)	45	(46.4)	84	(42.9)
Missing (%)	0	(0.0)	0	(0.0)	0	(0.0)
Bipolar disorder						
Yes	1	(1.0)	1	(1.0)	2	(1.0)
No	98	(99.0)	96	(99.0)	194	(99.0)
Missing (%)	0	(0.0)	0	(0.0)	0	(0.0)

continued

TABLE 6 Mental health information reported at the baseline assessment (*continued*)

	CBT-TF		GSH		Total	
	N = 99		N = 97		N = 196	
Mania (mania or hypomania)						
Yes	0	(0.0)	0	(0.0)	0	(0.0)
No	99	(100.0)	97	(100.0)	196	(100.0)
Missing (%)	0	(0.0)	0	(0.0)	0	(0.0)
Borderline personality (emotionally unstable personality disorder)						
Yes	0	(0.0)	0	(0.0)	0	(0.0)
No	99	(100.0)	97	(100.0)	196	(100.0)
Missing (%)	0	(0.0)	0	(0.0)	0	(0.0)
Other personality disorder						
Yes	0	(0.0)	0	(0.0)	0	(0.0)
No	99	(100.0)	97	(100.0)	196	(100.0)
Missing (%)	0	(0.0)	0	(0.0)	0	(0.0)
Schizophrenia						
Yes	0	(0.0)	0	(0.0)	0	(0.0)
No	99	(100.0)	97	(100.0)	196	(100.0)
Missing (%)	0	(0.0)	0	(0.0)	0	(0.0)
Schizoaffective disorder						
Yes	0	(0.0)	0	(0.0)	0	(0.0)
No	99	(100.0)	97	(100.0)	196	(100.0)
Missing (%)	0	(0.0)	0	(0.0)	0	(0.0)
Psychosis						
Yes	0	(0.0)	0	(0.0)	0	(0.0)
No	99	(100.0)	97	(100.0)	196	(100.0)
Missing (%)	0	(0.0)	0	(0.0)	0	(0.0)
Autism						
Yes	0	(0.0)	0	(0.0)	0	(0.0)
No	99	(100.0)	97	(100.0)	196	(100.0)
Missing (%)	0	(0.0)	0	(0.0)	0	(0.0)
Asperger's syndrome						
Yes	0	(0.0)	0	(0.0)	0	(0.0)
No	99	(100.0)	97	(100.0)	196	(100.0)
Missing (%)	0	(0.0)	0	(0.0)	0	(0.0)
Attention deficit hyperactivity disorder						
Yes	1	(1.0)	0	(0.0)	1	(0.5)
No	98	(99.0)	97	(100.0)	195	(99.5)
Missing (%)	0	(0.0)	0	(0.0)	0	(0.0)

TABLE 6 Mental health information reported at the baseline assessment (continued)

	CBT-TF		GSH		Total	
	N = 99		N = 97		N = 196	
Anorexia						
Yes	0	(0.0)	0	(0.0)	0	(0.0)
No	99	(100.0)	97	(100.0)	196	(100.0)
Missing (%)	0	(0.0)	0	(0.0)	0	(0.0)
Bulimia						
Yes	0	(0.0)	3	(3.1)	3	(1.5)
No	99	(100.0)	94	(96.9)	193	(98.5)
Missing (%)	0	(0.0)	0	(0.0)	0	(0.0)
Binge eating disorder						
Yes	2	(2.0)	2	(2.1)	4	(2.0)
No	97	(98.0)	95	(97.9)	192	(98.0)
Missing (%)	0	(0.0)	0	(0.0)	0	(0.0)
Mood disorder in pregnancy						
Yes	2	(2.0)	0	(0.0)	2	(1.0)
No	97	(98.0)	97	(100.0)	194	(99.0)
Missing (%)	0	(0.0)	0	(0.0)	0	(0.0)
Post-natal depression (post-partum depression)						
Yes	3	(3.0)	7	(7.2)	10	(5.1)
No	96	(97.0)	90	(92.8)	186	(94.9)
Missing (%)	0	(0.0)	0	(0.0)	0	(0.0)
Post-partum psychosis (puerperal psychosis)						
Yes	0	(0.0)	0	(0.0)	0	(0.0)
No	99	(100.0)	97	(100.0)	196	(100.0)
Missing (%)	0	(0.0)	0	(0.0)	0	(0.0)
Alcohol dependency/misuse						
Yes	4	(4.0)	2	(2.1)	6	(3.1)
No	95	(96.0)	95	(97.9)	190	(96.9)
Missing (%)	0	(0.0)	0	(0.0)	0	(0.0)
Dependence/misuse of other drugs						
Yes	1	(1.0)	1	(1.0)	2	(1.0)
No	98	(99.0)	96	(99.0)	194	(99.0)
Missing (%)	0	(0.0)	0	(0.0)	0	(0.0)

continued

TABLE 6 Mental health information reported at the baseline assessment (*continued*)

	CBT-TF		GSH		Total	
	N = 99		N = 97		N = 196	
Alzheimer's disease						
Yes	0	(0.0)	0	(0.0)	0	(0.0)
No	99	(100.0)	97	(100.0)	196	(100.0)
Missing (%)	0	(0.0)	0	(0.0)	0	(0.0)
Other dementia						
Yes	0	(0.0)	0	(0.0)	0	(0.0)
No	99	(100.0)	97	(100.0)	196	(100.0)
Missing (%)	0	(0.0)	0	(0.0)	0	(0.0)
OCD, obsessive-compulsive disorder.						
Note						
Numbers are mean (SD), median (IQR), minimum and maximum or frequency (%).						

or a second-degree relative which was defined as grandparents, grandchildren, half-brother or sister, aunts or uncles. Specifically, the relative must have been told by a health professional that they had one of the listed conditions.

Figure 4 shows the prevalence of each mental health condition separately for first- and second-degree relatives. In both cases the predominant condition among relatives was depressive disorder with 91/195 (46.7%) among first-degree relatives and 46/194 (23.7%) second-degree relatives. In the case of first-degree relatives, 26/195 (13.3%) reported having two or more relatives with depressive disorder (detailed results shown in *Table 7*). The second most prevalent mental health condition reported was anxiety, reported for 68/195 (34.9%) first-degree relatives and 33/193 (17.1%) second-degree relatives. In the case of first-degree relatives, participants reported 22/193 (11.4%) having two or more relatives with anxiety-related disorders.

In the case of first-degree relatives, the next two most prevalent conditions were alcohol and drug dependence (25/195, 12.8%) and post-natal depression (24/195, 12.3%). For second-degree relatives the third and fourth most prevalent conditions were Alzheimer's disease (27/196, 13.8%) and other types of dementia (25/196, 12.8%). This reflects the older age profile of the second-degree relatives which included grandparents and uncles and aunts.

There were no obvious serious imbalances observed between the GSH and CBT-TF groups as can be seen from *Table 7*.

Medical history

Participants were asked about their physical health, specifically if they had been diagnosed with particular conditions. The prevalence of these conditions is shown in *Figure 5*. The most prevalent condition reported was migraine headaches in 65/196 (33.2%) participants. A small imbalance was present between the CBT-TF arm (29/99, 29.3%) compared to the GSH arm (36/97, 37.1%). The next most common category was 'Any other physical health problem' reported by 52/196 (26.5%). This was collected as free text and an examination of these comments tabulated by intervention group revealed no patterns. Again, a small imbalance was observed between the groups with 22/99 (22.2%) in the CBT-TF arm compared to 30/97 (30.9%) in the GSH arm. However, a difference of seven or eight participants could arise from chance even under randomisation. Two conditions had prevalences larger than 20%, namely asthma (52/196, 26.5%) and head injury (40/196, 20.4%). Finally, three conditions

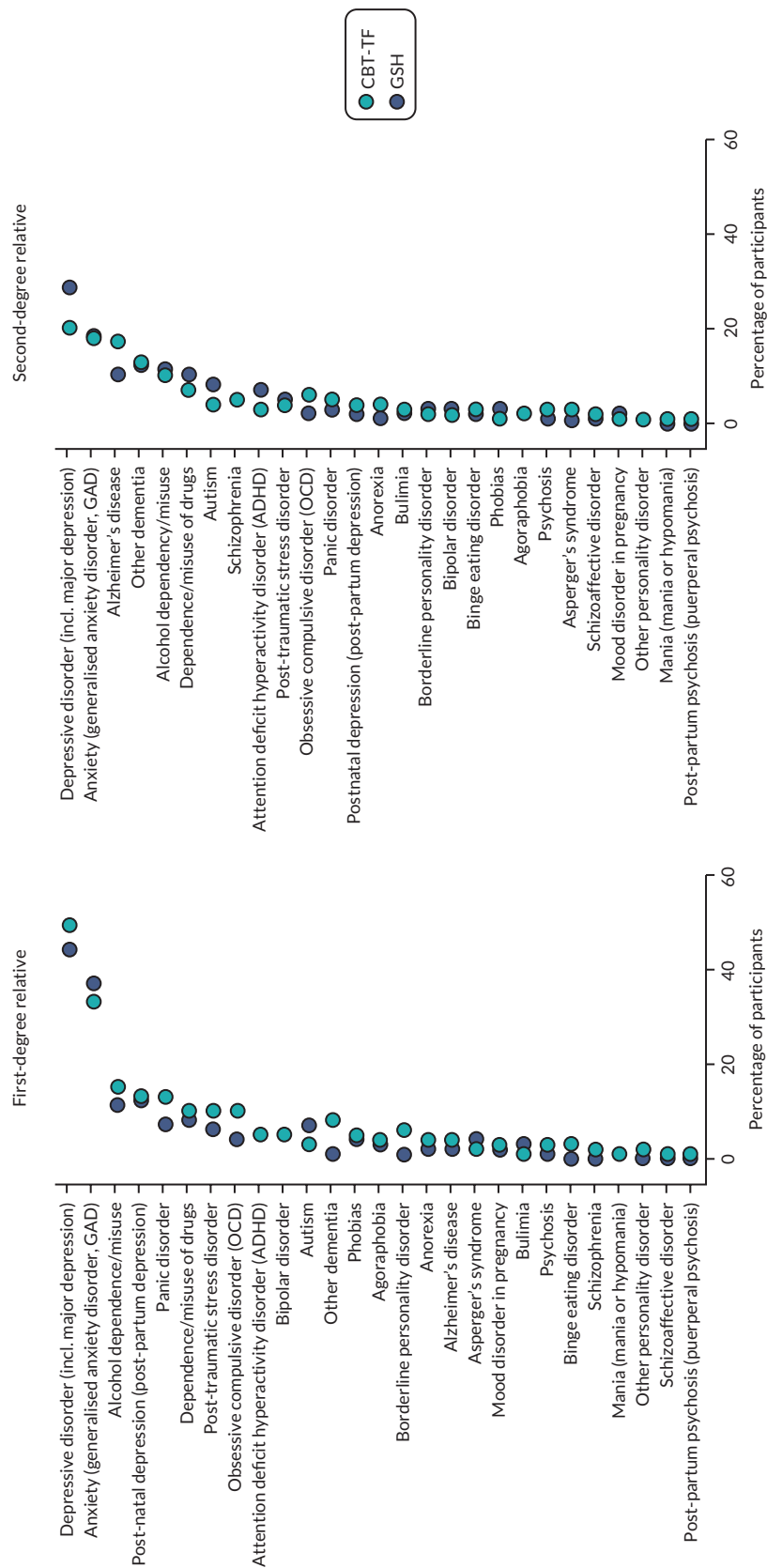


FIGURE 4 Prevalence of mental health conditions among first- and second-degree relatives of participants.

TABLE 7 Family history of mental health issues reported at the baseline assessment

	CBT-TF		GSH		Total	
	N = 99		N = 97		N = 196	
How many first-degree relatives have had?						
PTSD						
0	89	(90.8)	91	(93.8)	180	(92.3)
1	7	(7.1)	5	(5.2)	12	(6.2)
2	0	(0.0)	1	(1.0)	1	(0.5)
3	2	(2.0)	0	(0.0)	2	(1.0)
Missing (%)	1	(1.0)	0	(0.0)	1	(0.5)
Anxiety (GAD)						
0	66	(67.3)	61	(62.9)	127	(65.1)
1	19	(19.4)	27	(27.8)	46	(23.6)
2	8	(8.2)	5	(5.2)	13	(6.7)
3	3	(3.1)	2	(2.1)	5	(2.6)
4	2	(2.0)	2	(2.1)	4	(2.1)
Missing (%)	1	(1.0)	0	(0.0)	1	(0.5)
Agoraphobia						
0	95	(96.9)	94	(96.9)	189	(96.9)
1	3	(3.1)	3	(3.1)	6	(3.1)
Missing (%)	1	(1.0)	0	(0.0)	1	(0.5)
Panic disorder						
0	86	(88.7)	90	(92.8)	176	(90.7)
1	10	(10.3)	7	(7.2)	17	(8.8)
2	1	(1.0)	0	(0.0)	1	(0.5)
Missing (%)	2	(2.0)	0	(0.0)	2	(1.0)
Phobias						
0	94	(95.9)	93	(95.9)	187	(95.9)
1	3	(3.1)	2	(2.1)	5	(2.6)
2	1	(1.0)	2	(2.1)	3	(1.5)
Missing (%)	1	(1.0)	0	(0.0)	1	(0.5)
OCD						
0	89	(90.8)	93	(95.9)	182	(93.3)
1	7	(7.1)	3	(3.1)	10	(5.1)
2	1	(1.0)	1	(1.0)	2	(1.0)
3	1	(1.0)	0	(0.0)	1	(0.5)
Missing (%)	1	(1.0)	0	(0.0)	1	(0.5)

TABLE 7 Family history of mental health issues reported at the baseline assessment (continued)

	CBT-TF		GSH		Total	
	N = 99		N = 97		N = 196	
Depressive disorder (including major depression)						
0	50	(51.0)	54	(55.7)	104	(53.3)
1	33	(33.7)	32	(33.0)	65	(33.3)
2	11	(11.2)	6	(6.2)	17	(8.7)
3	2	(2.0)	3	(3.1)	5	(2.6)
4	1	(1.0)	2	(2.1)	3	(1.5)
5	1	(1.0)	0	(0.0)	1	(0.5)
Missing (%)	1	(1.0)	0	(0.0)	1	(0.5)
Bipolar disorder						
0	94	(95.9)	92	(95.8)	186	(95.9)
1	4	(4.1)	3	(3.1)	7	(3.6)
2	0	(0.0)	1	(1.0)	1	(0.5)
Missing (%)	1	(1.0)	1	(1.0)	2	(1.0)
Mania (mania or hypomania)						
0	98	(100.0)	96	(99.0)	194	(99.5)
1	0	(0.0)	1	(1.0)	1	(0.5)
Missing (%)	1	(1.0)	0	(0.0)	1	(0.5)
Borderline personality disorder						
0	93	(94.9)	96	(99.0)	189	(96.9)
1	5	(5.1)	1	(1.0)	6	(3.1)
Missing (%)	1	(1.0)	0	(0.0)	1	(0.5)
Other personality disorder						
0	97	(99.0)	97	(100.0)	194	(99.5)
1	1	(1.0)	0	(0.0)	1	(0.5)
Missing (%)	1	(1.0)	0	(0.0)	1	(0.5)
Schizophrenia						
0	97	(99.0)	97	(100.0)	194	(99.5)
1	1	(1.0)	0	(0.0)	1	(0.5)
Missing (%)	1	(1.0)	0	(0.0)	1	(0.5)
Schizoaffective disorder						
0	98	(100.0)	97	(100.0)	195	(100.0)
Missing (%)	1	(1.0)	0	(0.0)	1	(0.5)

continued

TABLE 7 Family history of mental health issues reported at the baseline assessment (*continued*)

	CBT-TF		GSH		Total	
	N = 99		N = 97		N = 196	
Psychosis						
0	96	(98.0)	96	(99.0)	192	(98.5)
1	2	(2.0)	1	(1.0)	3	(1.5)
Missing (%)	1	(1.0)	0	(0.0)	1	(0.5)
Autism						
0	96	(97.0)	90	(92.8)	186	(94.9)
1	3	(3.0)	6	(6.2)	9	(4.6)
2	0	(0.0)	1	(1.0)	1	(0.5)
Missing (%)	0	(0.0)	0	(0.0)	0	(0.0)
Asperger's syndrome						
0	97	(98.0)	93	(95.9)	190	(96.9)
1	2	(2.0)	4	(4.1)	6	(3.1)
Missing (%)	0	(0.0)	0	(0.0)	0	(0.0)
Attention deficit hyperactivity disorder						
0	94	(94.9)	92	(94.8)	186	(94.9)
1	4	(4.0)	5	(5.2)	9	(4.6)
2	1	(1.0)	0	(0.0)	1	(0.5)
Missing (%)	0	(0.0)	0	(0.0)	0	(0.0)
Anorexia						
0	95	(96.9)	95	(97.9)	190	(97.4)
1	3	(3.1)	2	(2.1)	5	(2.6)
Missing (%)	1	(1.0)	0	(0.0)	1	(0.5)
Bulimia						
0	98	(100.0)	94	(96.9)	192	(98.5)
1	0	(0.0)	3	(3.1)	3	(1.5)
Missing (%)	1	(1.0)	0	(0.0)	1	(0.5)
Binge eating disorder						
0	96	(98.0)	97	(100.0)	193	(99.0)
1	2	(2.0)	0	(0.0)	2	(1.0)
Missing (%)	1	(1.0)	0	(0.0)	1	(0.5)
Mood disorder in pregnancy						
0	96	(98.0)	95	(97.9)	191	(97.9)
1	2	(2.0)	2	(2.1)	4	(2.1)
Missing (%)	1	(1.0)	0	(0.0)	1	(0.5)

TABLE 7 Family history of mental health issues reported at the baseline assessment (continued)

	CBT-TF		GSH		Total	
	N = 99		N = 97		N = 196	
Post-natal depression (post-partum depression)						
0	86	(87.8)	85	(87.6)	171	(87.7)
1	12	(12.2)	11	(11.3)	23	(11.8)
2	0	(0.0)	1	(1.0)	1	(0.5)
Missing (%)	1	(1.0)	0	(0.0)	1	(0.5)
Post-partum psychosis (puerperal psychosis)						
0	98	(100.0)	97	(100.0)	195	(100.0)
Missing (%)	1	(1.0)	0	(0.0)	1	(0.5)
Alcohol dependence/misuse						
0	84	(85.7)	86	(88.7)	170	(87.2)
1	13	(13.3)	10	(10.3)	23	(11.8)
2	1	(1.0)	1	(1.0)	2	(1.0)
Missing (%)	1	(1.0)	0	(0.0)	1	(0.5)
Dependence/misuse of drugs						
0	89	(90.8)	89	(91.8)	178	(91.3)
1	7	(7.1)	7	(7.2)	14	(7.2)
2	1	(1.0)	1	(1.0)	2	(1.0)
4	1	(1.0)	0	(0.0)	1	(0.5)
Missing (%)	1	(1.0)	0	(0.0)	1	(0.5)
Alzheimer's disease						
0	95	(96.0)	95	(97.9)	190	(96.9)
1	3	(3.0)	2	(2.1)	5	(2.6)
3	1	(1.0)	0	(0.0)	1	(0.5)
Missing (%)	0	(0.0)	0	(0.0)	0	(0.0)
Other dementia						
0	91	(91.9)	96	(99.0)	187	(95.4)
1	8	(8.1)	0	(0.0)	8	(4.1)
2	0	(0.0)	1	(1.0)	1	(0.5)
Missing (%)	0	(0.0)	0	(0.0)	0	(0.0)
How many second-degree relatives have had?						
PTSD						
0	95	(96.9)	92	(95.8)	187	(96.4)
1	2	(2.0)	4	(4.2)	6	(3.1)
2	1	(1.0)	0	(0.0)	1	(0.5)
Missing (%)	1	(1.0)	1	(1.0)	2	(1.0)

continued

TABLE 7 Family history of mental health issues reported at the baseline assessment (*continued*)

	CBT-TF		GSH		Total	
	N = 99		N = 97		N = 196	
Anxiety (GAD)						
0	81	(83.5)	79	(82.3)	160	(82.9)
1	10	(10.3)	11	(11.5)	21	(10.9)
2	5	(5.2)	3	(3.1)	8	(4.1)
3	1	(1.0)	3	(3.1)	4	(2.1)
Missing (%)	2	(2.0)	1	(1.0)	3	(1.5)
Agoraphobia						
0	97	(99.0)	95	(97.9)	192	(98.5)
1	1	(1.0)	2	(2.1)	3	(1.5)
Missing (%)	1	(1.0)	0	(0.0)	1	(0.5)
Panic disorder						
0	94	(96.9)	94	(96.9)	188	(96.9)
1	3	(3.1)	3	(3.1)	6	(3.1)
Missing (%)	2	(2.0)	0	(0.0)	2	(1.0)
Phobias						
0	98	(100.0)	94	(96.9)	192	(98.5)
1	0	(0.0)	1	(1.0)	1	(0.5)
2	0	(0.0)	2	(2.1)	2	(1.0)
Missing (%)	1	(1.0)	0	(0.0)	1	(0.5)
OCD						
0	93	(94.9)	95	(97.9)	188	(96.4)
1	5	(5.1)	2	(2.1)	7	(3.6)
Missing (%)	1	(1.0)	0	(0.0)	1	(0.5)
Depressive disorder (including major depression)						
0	79	(80.6)	69	(71.9)	148	(76.3)
1	13	(13.3)	21	(21.9)	34	(17.5)
2	5	(5.1)	5	(5.2)	10	(5.2)
3	1	(1.0)	1	(1.0)	2	(1.0)
Missing (%)	1	(1.0)	1	(1.0)	2	(1.0)
Bipolar disorder						
0	97	(99.0)	94	(97.9)	191	(98.5)
1	1	(1.0)	1	(1.0)	2	(1.0)
2	0	(0.0)	1	(1.0)	1	(0.5)
Missing (%)	1	(1.0)	1	(1.0)	2	(1.0)

TABLE 7 Family history of mental health issues reported at the baseline assessment (continued)

	CBT-TF		GSH		Total	
	N = 99		N = 97		N = 196	
Mania (mania or hypomania)						
0	98	(100.0)	97	(100.0)	195	(100.0)
Missing (%)	1	(1.0)	0	(0.0)	1	(0.5)
Borderline personality disorder						
0	97	(99.0)	94	(97.9)	191	(98.5)
1	1	(1.0)	2	(2.1)	3	(1.5)
Missing (%)	1	(1.0)	1	(1.0)	2	(1.0)
Other personality disorder						
0	98	(100.0)	96	(100.0)	194	(100.0)
Missing (%)	1	(1.0)	1	(1.0)	2	(1.0)
Schizophrenia						
0	94	(95.9)	92	(95.8)	186	(95.9)
1	4	(4.1)	3	(3.1)	7	(3.6)
2	0	(0.0)	1	(1.0)	1	(0.5)
Missing (%)	1	(1.0)	1	(1.0)	2	(1.0)
Schizoaffective disorder						
0	97	(99.0)	96	(100.0)	193	(99.5)
1	1	(1.0)	0	(0.0)	1	(0.5)
Missing (%)	1	(1.0)	1	(1.0)	2	(1.0)
Psychosis						
0	96	(98.0)	96	(100.0)	192	(99.0)
1	2	(2.0)	0	(0.0)	2	(1.0)
Missing (%)	1	(1.0)	1	(1.0)	2	(1.0)
Autism						
0	95	(96.0)	89	(91.8)	184	(93.9)
1	3	(3.0)	7	(7.2)	10	(5.1)
2	1	(1.0)	1	(1.0)	2	(1.0)
Missing (%)	0	(0.0)	0	(0.0)	0	(0.0)
Asperger's syndrome						
0	96	(97.0)	96	(99.0)	192	(98.0)
1	3	(3.0)	1	(1.0)	4	(2.0)
Missing (%)	0	(0.0)	0	(0.0)	0	(0.0)

continued

TABLE 7 Family history of mental health issues reported at the baseline assessment (*continued*)

	CBT-TF		GSH		Total	
	N = 99		N = 97		N = 196	
Attention deficit hyperactivity disorder						
0	96	(97.0)	90	(93.8)	186	(95.4)
1	3	(3.0)	6	(6.3)	9	(4.6)
Missing (%)	0	(0.0)	1	(1.0)	1	(0.5)
Anorexia						
0	95	(96.9)	96	(99.0)	191	(97.9)
1	3	(3.1)	1	(1.0)	4	(2.1)
Missing (%)	1	(1.0)	0	(0.0)	1	(0.5)
Bulimia						
0	96	(98.0)	95	(97.9)	191	(97.9)
1	2	(2.0)	2	(2.1)	4	(2.1)
Missing (%)	1	(1.0)	0	(0.0)	1	(0.5)
Binge eating disorder						
0	96	(98.0)	95	(97.9)	191	(97.9)
1	2	(2.0)	2	(2.1)	4	(2.1)
Missing (%)	1	(1.0)	0	(0.0)	1	(0.5)
Mood disorder in pregnancy						
0	98	(100.0)	95	(97.9)	193	(99.0)
1	0	(0.0)	1	(1.0)	1	(0.5)
2	0	(0.0)	1	(1.0)	1	(0.5)
Missing (%)	1	(1.0)	0	(0.0)	1	(0.5)
Post-natal depression (post-partum depression)						
0	95	(96.9)	95	(97.9)	190	(97.4)
1	3	(3.1)	2	(2.1)	5	(2.6)
Missing (%)	1	(1.0)	0	(0.0)	1	(0.5)
Post-partum psychosis (puerperal psychosis)						
0	98	(100.0)	97	(100.0)	195	(100.0)
Missing (%)	1	(1.0)	0	(0.0)	1	(0.5)
Alcohol dependence/misuse						
0	89	(90.8)	86	(88.7)	175	(89.7)
1	6	(6.1)	5	(5.2)	11	(5.6)
2	3	(3.1)	3	(3.1)	6	(3.1)
3	0	(0.0)	3	(3.1)	3	(1.5)
Missing (%)	1	(1.0)	0	(0.0)	1	(0.5)

TABLE 7 Family history of mental health issues reported at the baseline assessment (continued)

	CBT-TF		GSH		Total	
	N = 99		N = 97		N = 196	
Dependence/misuse of drugs						
0	92	(93.9)	87	(89.7)	179	(91.8)
1	3	(3.1)	7	(7.2)	10	(5.1)
2	2	(2.0)	3	(3.1)	5	(2.6)
9	1	(1.0)	0	(0.0)	1	(0.5)
Missing (%)	1	(1.0)	0	(0.0)	1	(0.5)
Alzheimer's disease						
0	82	(82.8)	87	(89.7)	169	(86.2)
1	13	(13.1)	10	(10.3)	23	(11.7)
2	3	(3.0)	0	(0.0)	3	(1.5)
3	1	(1.0)	0	(0.0)	1	(0.5)
Missing (%)	0	(0.0)	0	(0.0)	0	(0.0)
Other dementia						
0	86	(86.9)	85	(87.6)	171	(87.2)
1	11	(11.1)	10	(10.3)	21	(10.7)
2	1	(1.0)	1	(1.0)	2	(1.0)
3	1	(1.0)	1	(1.0)	2	(1.0)
Missing (%)	0	(0.0)	0	(0.0)	0	(0.0)

OCD, obsessive-compulsive disorder.

Note

Numbers are mean (SD), median (IQR), minimum and maximum or frequency (%).

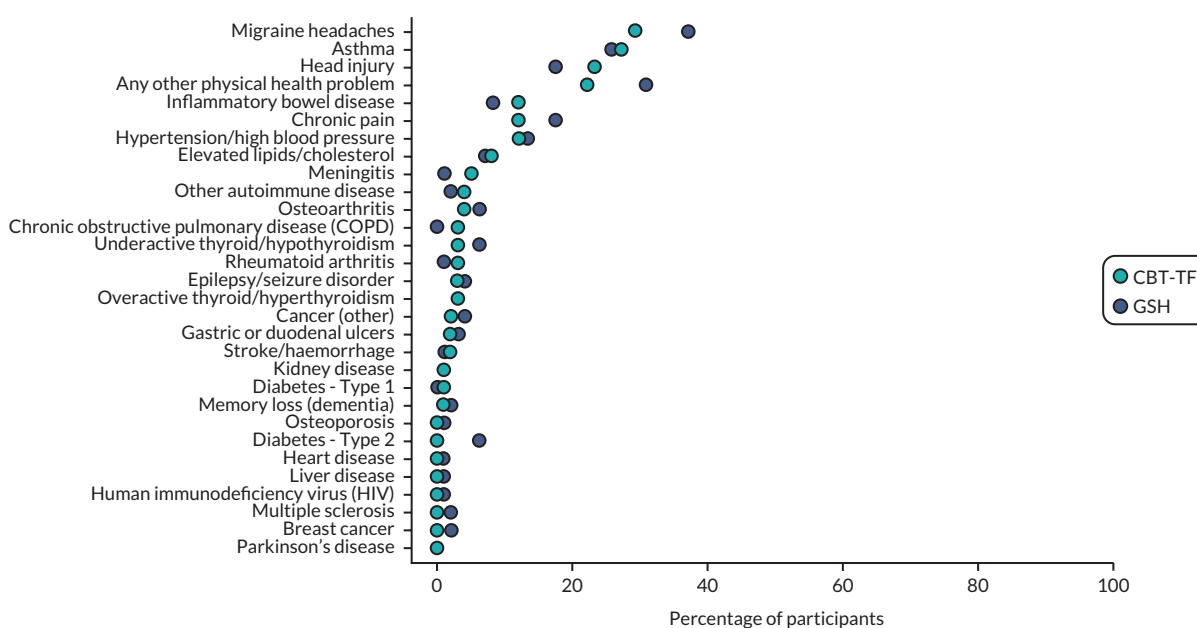


FIGURE 5 Prevalence of physical health conditions reported at baseline.

were reported in more than 10% of patients: chronic pain 29/196 (14.8%); hypertension and high blood pressure 25/196 (12.8%); and inflammatory bowel disease 20/196 (10.2%). [Table 8](#) lists the detailed prevalence results.

Contact with the criminal justice system

Five participants reported contact with the criminal justice system in the past 3 months, three in the CBT-TF group and two in the GSH group. These contacts consisted of police interviews or short stays at the police station. There were no overnight stays in a police cell or court appearances. No psychiatric assessments were conducted during these contacts with the criminal justice system.

Quality of life (EQ-5D)

At baseline participants reported their quality of life using the EQ-5D instrument. The participants reported on their quality of life in five domains: mobility, self-care, ability to perform daily tasks, pain and anxiety. Participants are also asked to rate their overall quality of life on a scale of 0–100. For mobility, 140/195 (71.8%) participants reported no problems walking about. 45/195 (23.1%) reported slight or moderate difficulty walking about. In terms of taking care of themselves, 157/195 (80.5%) reported no problems, with 18.5% of participants reporting slight or moderate problems taking care of themselves. When asked about performing their usual activities, more participants reported issues, with only 67/196 (34.2%) reporting no problems with doing their usual activities. Having slight or moderate difficulties with usual activities were reported by just half of the participants (94/196, 48%). A further 14/196 (7.1%) indicated they could not perform their usual activities. A similar pattern was seen on the pain dimension with 88/196 (44.9%) reporting no pain issues and 75/196 (38.3%) reporting moderate to extreme problems with pain. Finally, practically all participants reported issues with anxiety or depression, with only 9/196 (4.6%) reporting not being anxious or depressed. Of the other participants, 113/196 (57.7%) reported being slightly or moderately anxious or depressed and 74/196 (37.8%) indicated a severe or extreme feeling of anxiety or depression.

When asked about ‘Your health today’ on a scale from 0 to 100, participants reported a mean score of 58.1 (SD 20.0). Scores were reported in the range 5–98 with a median of 60 (IQR 50–70). There were no notable imbalances observed between the CBT-TF and GSH groups in terms of quality of life. [Table 9](#) gives a complete breakdown of the baseline EQ-5D.

Adherence

[Table 10](#) shows the detailed breakdown of adherence split by intervention group. In the CBT-TF group participants attended an average of 8.6 (SD 3.4) face-to-face therapy sessions with a median of 9 (IQR 6–12) and a range of 0–16. For the GSH group participants attended a mean of 3.9 (SD 1.7) face-to-face sessions with a median of 5 (IQR 3–5) and a range of 0–8. Looking at the detailed distribution of face-to-face sessions attended, as shown in [Table 10](#), in the CBT-TF group 30/97 (30.3%) attended 12 sessions and the most frequent number of sessions in the GSH group was 5, with 47/97 (48.5%) participants.

In terms of the agreed definition of adherence, 71/97 (73.2%) of the participants in the GSH group met the criteria for adherence compared to 60/99 (60.6%) of the CBT-TF group participants. When the criteria are tightened to examine those participants who received the intervention as specified in the protocol (the ‘per protocol’ population) then 63/99 (64.9%) of the GSH group achieved this compared to 60/99 (60.6%) in the CBT-TF group.

Distributions and summary statistics of outcome measures

[Figure 6](#) and [Table 11](#) show the distributions and summary statistics for the primary and secondary outcome measures.

TABLE 8 Physical and general health data reported at the baseline assessment

	Treatment comparison					
	CBT-TF		GSH		Total	
	N = 99		N = 97		N = 196	
Have you ever been told by a health professional that you have?						
Asthma	27	(27.3)	25	(25.8)	52	(26.5)
Breast cancer	0	(0.0)	2	(2.1)	2	(1.0)
Cancer (other)	2	(2.0)	4	(4.1)	6	(3.1)
Chronic obstructive pulmonary disease	3	(3.0)	0	(0.0)	3	(1.5)
Chronic pain	12	(12.1)	17	(17.5)	29	(14.8)
Diabetes – Type 1	1	(1.0)	0	(0.0)	1	(0.5)
Diabetes – Type 2	0	(0.0)	6	(6.2)	6	(3.1)
Elevated lipids/cholesterol	8	(8.1)	7	(7.2)	15	(7.7)
Epilepsy/seizure disorder	3	(3.0)	4	(4.1)	7	(3.6)
Gastric or duodenal ulcers	2	(2.0)	3	(3.1)	5	(2.6)
Head injury	23	(23.2)	17	(17.5)	40	(20.4)
Heart disease	0	(0.0)	1	(1.0)	1	(0.5)
Hypertension/high blood pressure	12	(12.1)	13	(13.4)	25	(12.8)
Human immunodeficiency virus	0	(0.0)	1	(1.0)	1	(0.5)
Kidney disease	1	(1.0)	1	(1.0)	2	(1.0)
Liver disease	0	(0.0)	1	(1.0)	1	(0.5)
Memory loss (dementia)	1	(1.0)	2	(2.1)	3	(1.5)
Migraine headaches	29	(29.3)	36	(37.1)	65	(33.2)
Meningitis	5	(5.1)	1	(1.0)	6	(3.1)
Multiple sclerosis	0	(0.0)	2	(2.1)	2	(1.0)
Osteoarthritis	4	(4.0)	6	(6.2)	10	(5.1)
Osteoporosis	0	(0.0)	1	(1.0)	1	(0.5)
Parkinson's disease	0	(0.0)	0	(0.0)	0	(0.0)
Rheumatoid arthritis	3	(3.0)	1	(1.0)	4	(2.0)
Stroke/haemorrhage	2	(2.0)	1	(1.0)	3	(1.5)
Overactive thyroid/hyperthyroidism	3	(3.0)	3	(3.1)	6	(3.1)
Underactive thyroid/hypothyroidism	3	(3.0)	6	(6.2)	9	(4.6)
Inflammatory bowel disease	12	(12.1)	8	(8.2)	20	(10.2)
Other autoimmune disease	4	(4.0)	2	(2.1)	6	(3.1)
Any other physical health problem	22	(22.2)	30	(30.9)	52	(26.5)
Note						
Numbers are mean (SD), median (IQR), minimum and maximum or frequency (%).						

TABLE 9 EQ-5D quality of life assessment

	CBT-TF		GSH		Total	
	N = 99		N = 97		N = 196	
Mobility						
I have no problems in walking about	75	(75.8)	65	(67.7)	140	(71.8)
I have slight problems in walking about	13	(13.1)	9	(9.4)	22	(11.3)
I have moderate problems in walking about	9	(9.1)	14	(14.6)	23	(11.8)
I have severe problems in walking about	2	(2.0)	7	(7.3)	9	(4.6)
I am unable to walk about	0	(0.0)	1	(1.0)	1	(0.5)
Missing (%)	0	(0.0)	1	(1.0)	1	(0.5)
Self-care						
I have no problems washing or dressing myself	81	(81.8)	76	(79.2)	157	(80.5)
I have slight problems washing or dressing myself	11	(11.1)	12	(12.5)	23	(11.8)
I have moderate problems washing or dressing myself	6	(6.1)	7	(7.3)	13	(6.7)
I have severe problems washing or dressing myself	1	(1.0)	1	(1.0)	2	(1.0)
Missing (%)	0	(0.0)	1	(1.0)	1	(0.5)
Usual activities						
I have no problems doing my usual activities	35	(35.4)	32	(33.0)	67	(34.2)
I have slight problems doing my usual activities	19	(19.2)	25	(25.8)	44	(22.4)
I have moderate problems doing my usual activities	28	(28.3)	22	(22.7)	50	(25.5)
I have severe problems doing my usual activities	11	(11.1)	10	(10.3)	21	(10.7)
I am unable to do my usual activities	6	(6.1)	8	(8.2)	14	(7.1)
Missing (%)	0	(0.0)	0	(0.0)	0	(0.0)
Pain/discomfort						
I have no pain or discomfort	47	(47.5)	41	(42.3)	88	(44.9)
I have slight pain or discomfort	22	(22.2)	11	(11.3)	33	(16.8)
I have moderate pain or discomfort	16	(16.2)	30	(30.9)	46	(23.5)
I have severe pain or discomfort	12	(12.1)	11	(11.3)	23	(11.7)
I have extreme pain or discomfort	2	(2.0)	4	(4.1)	6	(3.1)
Missing (%)	0	(0.0)	0	(0.0)	0	(0.0)

TABLE 9 EQ-5D quality of life assessment (continued)

	CBT-TF		GSH		Total	
	N = 99		N = 97		N = 196	
Anxiety/depression						
I am not anxious or depressed	4	(4.0)	5	(5.2)	9	(4.6)
I am slightly anxious or depressed	17	(17.2)	20	(20.6)	37	(18.9)
I am moderately anxious or depressed	46	(46.5)	30	(30.9)	76	(38.8)
I am severely anxious or depressed	19	(19.2)	25	(25.8)	44	(22.4)
I am extremely anxious or depressed	13	(13.1)	17	(17.5)	30	(15.3)
Missing (%)	0	(0.0)	0	(0.0)	0	(0.0)
Your health today (VAS)						
Mean (SD)	56.7	(18.3)	59.4	(21.5)	58.1	(20.0)
Median (IQR)	60.0	(50.0–70.0)	65.0	(50.0–75.0)	60.0	(50.0–70.0)
Minimum, maximum		(6.0, 95.0)		(5.0, 98.0)		(5.0, 98.0)
Missing (%)	5	(5.1)	1	(1.0)	6	(3.1)
Note						
Numbers are mean (SD), median (IQR), minimum and maximum or frequency (%).						

TABLE 10 Compliance and adherence data for participants

	CBT-TF		GSH	
	N = 99		N = 97	
Face-to-face sessions attended				
Mean (SD)	8.6	(3.4)	3.9	(1.7)
Median (IQR)	9.0	(6.0–12.0)	5.0	(3.0–5.0)
Minimum, maximum		(0.0, 16.0)		(0.0, 8.0)
Missing (%)	1	(1.0)	2	(2.1)
Face-to-face sessions attended				
0	3	(3.1)	5	(5.3)
1	1	(1.0)	9	(9.5)
2	2	(2.0)	4	(4.2)
3	3	(3.1)	14	(14.7)
4	4	(4.1)	13	(13.7)
5	3	(3.1)	47	(49.5)
6	10	(10.2)	2	(2.1)
7	11	(11.2)	0	(0.0)

continued

TABLE 10 Compliance and adherence data for participants (*continued*)

	CBT-TF		GSH	
	N = 99		N = 97	
8	5	(5.1)	1	(1.1)
9	10	(10.2)	0	(0.0)
10	7	(7.1)	0	(0.0)
11	8	(8.2)	0	(0.0)
12	30	(30.6)	0	(0.0)
16	1	(1.0)	0	(0.0)
Missing (%)	1	(1.0)	2	(2.1)
Telephone/video calls attended				
Mean (SD)	3.5	(0.7)	3.2	(1.0)
Median (IQR)	3.5	(3.0, 4.0)	3.0	(2.0, 4.0)
Minimum, maximum		(3.0, 4.0)		(1.0, 5.0)
Missing (%)	97	(98.0)	63	(64.9)
Telephone/video calls attended				
1	0	(0.0)	1	(2.9)
2	0	(0.0)	8	(23.5)
3	1	(50.0)	10	(29.4)
4	1	(50.0)	13	(38.2)
5	0	(0.0)	2	(5.9)
Missing (%)	97	(98.0)	63	(64.9)
Adherence status				
Non-complier	38	(38.4)	20	(20.6)
Complier	61	(61.6)	77	(79.4)
Missing (%)	0	(0.0)	0	(0.0)
Per-protocol status				
Non-protocol	38	(38.4)	34	(35.1)
Per protocol	61	(61.6)	63	(64.9)
Missing (%)	0	(0.0)	0	(0.0)

Note

Numbers are mean (SD), median (IQR), minimum and maximum or frequency (%).

Analysis of primary outcome**Primary analysis**

The primary outcome was the difference in CAPS-5 score at 16 weeks between the GSH group and CBT-TF group. At 16 weeks this included data on 160/196 (81.6%) participants. Note this exceeded the assumption of 80% retention used in the sample size calculation. Full data were available on all baseline variables used in the analysis models. The results of the primary analysis and SAs are shown in [Figure 7](#).

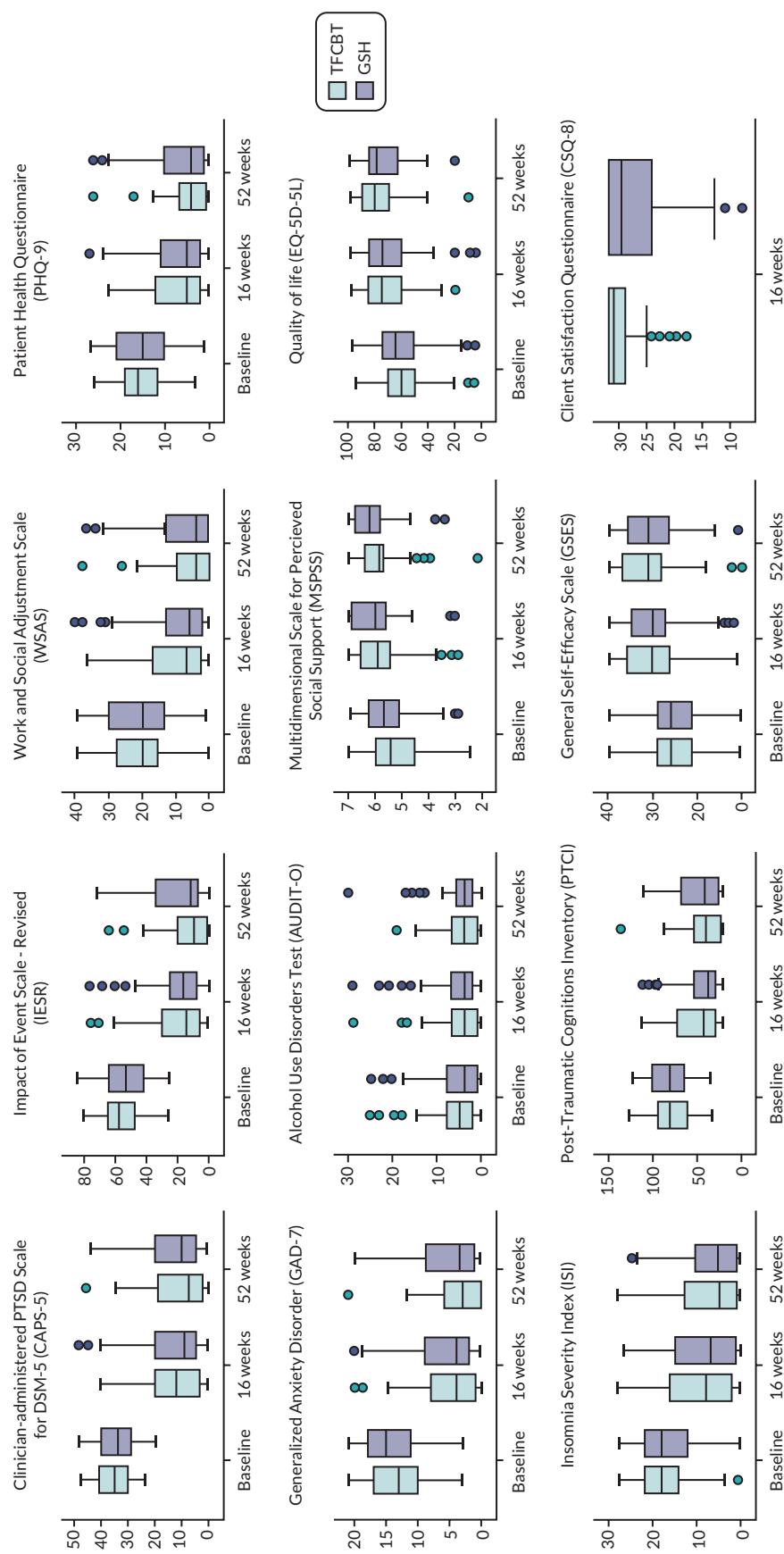


FIGURE 6 Distributions of outcome measures.

TABLE 11 Summary statistics for primary and secondary outcome measures

Study outcomes	CBT-TF						GSH						Regression analysis						
	Baseline		16 weeks		52 weeks		Baseline		16 weeks		52 weeks		16 weeks		52 weeks		52 weeks		
	N	Mean (SD)	N	Mean (SD)	N	Mean (SD)	N	Mean (SD)	N	Mean (SD)	N	Mean (SD)	N	Mean (SD)	Effect size	One-sided 95% CI	Non-inferiority, p	Effect Size	One-sided 95% CI
CAPS-5	99	35.6 (6.7)	83	13.0 (11.1)	70	10.9 (11.1)	97	34.6 (6.8)	77	13.1 (11.7)	69	12.9 (11.6)	0.150	(-∞, 0.585)	0.012	0.476	(-∞, 0.892)	0.145	
IES-R	99	55.7 (12.2)	78	20.3 (19.1)	57	13.2 (14.8)	97	53.5 (14.5)	68	19.9 (18.0)	54	21.7 (22.1)	0.102	(-∞, 0.478)	0.041	0.876	(-∞, 1.274)	0.060	
WSAS	99	20.9 (9.8)	75	10.4 (10.8)	55	6.5 (8.1)	97	21.1 (10.2)	68	8.9 (9.8)	53	8.0 (10.5)	-0.136	(-∞, 0.133)	<0.001	0.244	(-∞, 0.526)	0.068	
PHQ-9	99	15.1 (5.7)	75	7.1 (6.5)	55	4.8 (5.0)	97	15.1 (6.7)	69	7.1 (6.8)	52	6.5 (7.0)	0.006	(-∞, 0.253)	<0.001	0.315	(-∞, 0.577)	0.123	
GAD-7	99	13.4 (4.6)	75	5.3 (5.3)	55	3.8 (4.1)	97	13.9 (4.9)	67	5.6 (5.4)	52	5.3 (5.6)	0.100	(-∞, 0.410)	0.017	0.470	(-∞, 0.781)	0.436	
AUDIT-O	99	5.8 (5.2)	75	4.9 (5.0)	55	4.9 (4.4)	97	5.7 (5.5)	68	5.7 (5.7)	52	5.9 (6.5)	0.151	(-∞, 0.322)	<0.001	0.129	(-∞, 0.346)	0.003	
MSPSS	99	5.2 (1.0)	75	5.8 (1.0)	55	5.8 (0.9)	97	5.6 (0.9)	67	6.0 (0.8)	52	6.1 (0.8)	-0.059	(-∞, 0.195)	<0.001	-0.174	(-∞, 0.103)	<0.001	
EQ-5D-5L (quality of life)	94	56.7 (18.3)	75	71.3 (17.3)	55	76.6 (16.0)	96	59.4 (21.5)	67	70.1 (20.8)	52	73.3 (20.0)	0.093	(-∞, 0.325)	0.002	0.219	(-∞, 0.497)	0.048	
EQ-5D-5L (utilities)	99	0.6 (0.2)	75	0.8 (0.2)	55	0.8 (0.2)	97	0.5 (0.3)	67	0.7 (0.3)	52	0.7 (0.3)	0.122	(-∞, 0.367)	0.006	0.279	(-∞, 0.566)	0.102	
ISI	99	17.4 (5.4)	75	9.1 (7.6)	55	7.1 (7.1)	97	16.5 (7.5)	67	8.6 (7.7)	52	7.7 (7.8)	0.057	(-∞, 0.378)	0.012	0.275	(-∞, 0.595)	0.123	
PTCI	99	79.2 (20.5)	77	51.0 (26.6)	56	43.3 (23.1)	97	80.6 (23.7)	68	46.3 (23.7)	54	48.3 (25.7)	-0.201	(-∞, 0.080)	<0.001	0.286	(-∞, 0.619)	0.144	
GSES	99	24.8 (6.3)	75	30.1 (6.8)	55	31.3 (6.8)	97	24.8 (6.8)	67	29.4 (7.0)	52	30.5 (6.6)	0.258	(-∞, 0.506)	0.054	0.210	(-∞, 0.493)	0.046	
CSQ-8	N/A	- (-)	75	29.8 (3.3)	N/A	- (-)	N/A	- (-)	70	26.9 (6.3)	N/A	- (-)	0.600	(-∞, 0.869)	0.270	-	(-, -)	-	

Notes

Analysis adjusted for gender, research site, baseline depression score (PHQ-9) and time since traumatic event (months).

p-values are from multilevel ANCOVA model after multiple imputation (50 imputations).

Effect sizes are Cohen's d calculated by dividing the regression estimate of the difference in means by the pooled standard deviation at baseline.

Effect sizes are standardised so that values < than 0 are in favour of GSH and those > 0 are in favour of CBT-TF.

Note that the non-inferiority margin for CAPS-5 was set at 5 points and for all other outcomes as 0.5 SD.

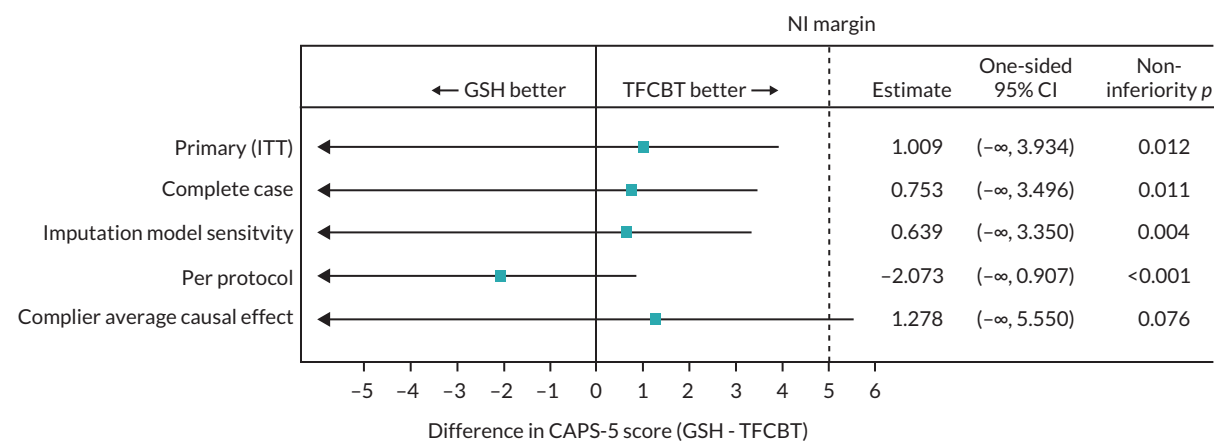


FIGURE 7 Results of the primary analysis of CAPS-5 score at 16 weeks. Analysis adjusted for the following variables at baseline: CAPS-5 score, gender, research centre, comorbid depression (baseline PHQ-9) and time since trauma (months).

The primary ITT analysis resulted in an estimated mean difference in CAPS-5 score at 16 weeks between the CBT-TF group and GSH group of 1.0 points with a one-sided 95% CI of $(-\infty, 3.9)$. Since the mean difference represented the adjusted CAPS-5 mean difference in the GSH group minus the CBT-TF group, the observed difference of 1.0 points can be interpreted as the GSH patients had on average, after adjusting for the pre-specified baseline covariates, a 1.0 point higher CAPS-5 than the CBT-TF group. Since higher CAPS-5 scores are considered a worse outcome, this means that GSH had a very small overall lower impact than CBT-TF. However, the one-sided 95% CI contained 0 and it was consistent with the null hypothesis of no difference in mean CAPS-5 scores at 16 weeks. The primary outcome was assessed on a NI basis with NI attained if the upper limit of the one-sided 95% CI was < 5 , indicating a mean CAPS-5 outcome at most 5 points higher in the GSH group. Since the upper limit of the one-sided 95% CI here is 3.9, it excluded five, and so non-inferiority was attained, NI $p = 0.012$.

Sensitivity analyses

A series of SAs were performed to check the robustness of the primary analysis using only complete cases where the estimated mean difference was 0.8 points with one-sided 95% CI $(-\infty, 3.5)$. The complete-case analysis was also consistent with the achievement of NI. A per-protocol analysis also showed NI was achieved with an estimated mean difference of -2.1 and one-sided 95% CI $(-\infty, 0.9)$. Finally, the CACE analysis did not quite achieve NI with an estimated mean difference of 1.3 and a one-sided 9% CI $(-\infty, 5.6)$. However, the CACE analysis here was highly variable compared to the other analyses although having a consistent estimated mean difference. The two-stage estimation process appears to have inflated the underlying variability for this analysis. Finally, a SA that used a different imputation model also showed evidence of NI with an estimated mean difference of 0.6 and a one-sided 95% CI $(-\infty, 3.5)$.

Prevalence of PTSD

At each assessment, participants were assessed, based on the CAPS-5 score, if they met the criteria for a DSM-5 PTSD diagnosis. At baseline all participants had this diagnosis as a function of the inclusion criteria. Overall, assessed PTSD diagnoses declined over the course of the trial with 26/160 (16.3%) participants having a PTSD diagnosis at 16 weeks and 16/139 (11.5%) participants were assessed as having PTSD at 52 weeks. At both time points over 80% of participants were not assessed as having a CAPS-5-based assessment of PTSD.

At the 16-week assessment 12/83 (14.5%) of the CBT-TF group and 14/77 (18.2%) of the GSH group met the criteria for the PTSD diagnosis. However, there was little evidence that the proportions in each group differed ($p = 0.5$). Similarly, at 52 weeks there was little to suggest a difference between the CBT-TF and GSH groups ($p = 0.3$), with 6/70 (8.6%) in the CBT-TF group and 10/69 (14.5%) in the GSH group being assessed as having PTSD.

Interpretation

Considering the primary analysis and the additional SAs there is clear evidence that GSH is non-inferior to CBT-TF at 16 weeks and in all analyses the estimated mean difference was around 1 point on the CAPS-5 score. Considering the CAPS-5 has a range from 0 to 80 a 1-point difference is for all intents and purposes a trivial difference and this was shown in all analyses where the data were consistent with the null hypothesis of no difference between the two groups. In terms of prevalence of PTSD assessed by the CAPS-5 instrument there were substantial declines in both groups with little evidence to suggest GSH had significantly higher prevalence than CBT-TF.

Secondary outcomes

Primary outcome at 52 weeks

The analyses of the primary outcome were repeated at 52 weeks and the results are shown in [Figure 8](#). The ITT analysis showed a larger reduction in CAPS-5 score for the CBT-TF group with an estimated mean difference between the GSH group and CBT-TF group of 3.2 with one-sided 95% CI $(-\infty, 6.0)$. So, at the 52-week assessment the GSH group narrowly failed to show NI. The complete case analysis was similar with an estimated mean difference of 3.5 and one-sided 95% CI $(-\infty, 6.3)$. The multiple imputation SA narrowly showed NI with an estimated mean difference of 2.3 and one-sided 95% CI $(-\infty, 4.9)$. Similar results were also observed for the per-protocol and CACE analyses.

The interpretation at the 52-week assessment was that the CBT-TF scores were roughly 3 points lower on average than the GSH scores and that NI was not achieved although only very narrowly with the ITT analysis showing a one-sided 95% CI with an upper limit of 6 a single point above the NI margin of 5. An examination of the mean scores for each group (see [Figure 11](#)) showed that the GSH group sustained their improved CAPS-5 scores while the CBT-TF group continued to improve very slightly between the 16- and 52-week assessments.

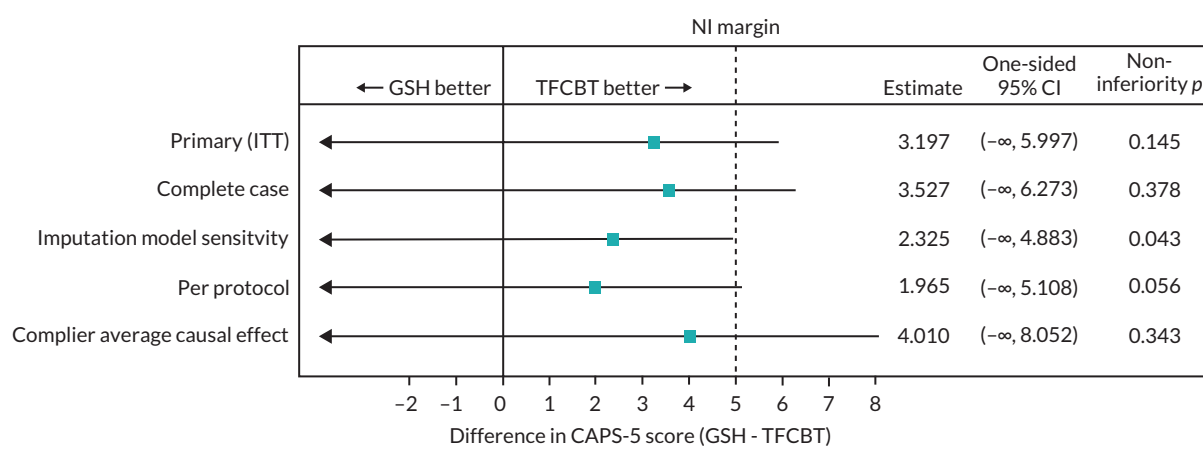


FIGURE 8 Results of the primary analysis of CAPS-5 score at 52 weeks. Analysis adjusted for the following variables at baseline: CAPS-5 score, gender, research centre, comorbid depression (baseline PHQ-9) and time since trauma (months).

Secondary outcomes at 16 weeks

Secondary outcomes at 16 weeks were analysed using the same statistical modelling approach as the primary ITT analysis. To ensure comparability the adjusted mean differences between the GSH and CBT-TF groups were converted to Cohen's *d* effect size by dividing the adjusted mean difference estimates by the regression models by the pooled SD of the baseline outcome measures. These results are shown in Figure 9 with full details in Tables 12 and 13.

As can be seen from Figure 9 most of the secondary outcomes showed a modest effect size with most outcomes exhibiting observed NI. The GSES was borderline over the NI margin of 0.5 SD [one-sided 95% CI $(-\infty, 0.51)$]. Only the client satisfaction questionnaire (CSQ-8) showed clear lack of NI at 16 weeks with an effect size of 0.6, one-sided 95% CI $(-\infty, 0.87)$, NI $p = 0.27$ with the upper limit exceeding the NI margin.

Secondary outcomes at 52 weeks

Figure 10 shows results for the analysis of secondary outcomes at the 52-week assessment. In general, the results show a more positive outcome for the CBT-TF group compared to the GSH group.

Two outcomes, the AUDIT-O scale and the MSPSS, were within the NI margin with effect sizes of 0.1, one-sided 95% CI $(-\infty, 0.3)$, NI $p = 0.003$; and -0.2 , one-sided 95% CI $(-\infty, 0.1)$, non-inferiority $p < 0.001$, respectively. Two additional outcomes, EQ-5D-5L (quality of life) and the GSES, achieved borderline NI with an effect size of 0.2 m one-sided 95% CI $(-\infty, 0.497)$, non-inferiority $p = 0.048$; and 0.2, one-sided 95% CI $(-\infty, 0.49)$, NI $p = 0.046$, respectively. There was slightly less evidence for borderline NI for the WSAS, effect size of 0.2, one-sided 95% CI $(-\infty, 0.53)$, NI $p = 0.07$.

While none of the other secondary outcomes showed evidence of NI, most were inconclusive in terms of superiority, that is, consistent with the null hypothesis of no difference, between the CBT-TF and GSH

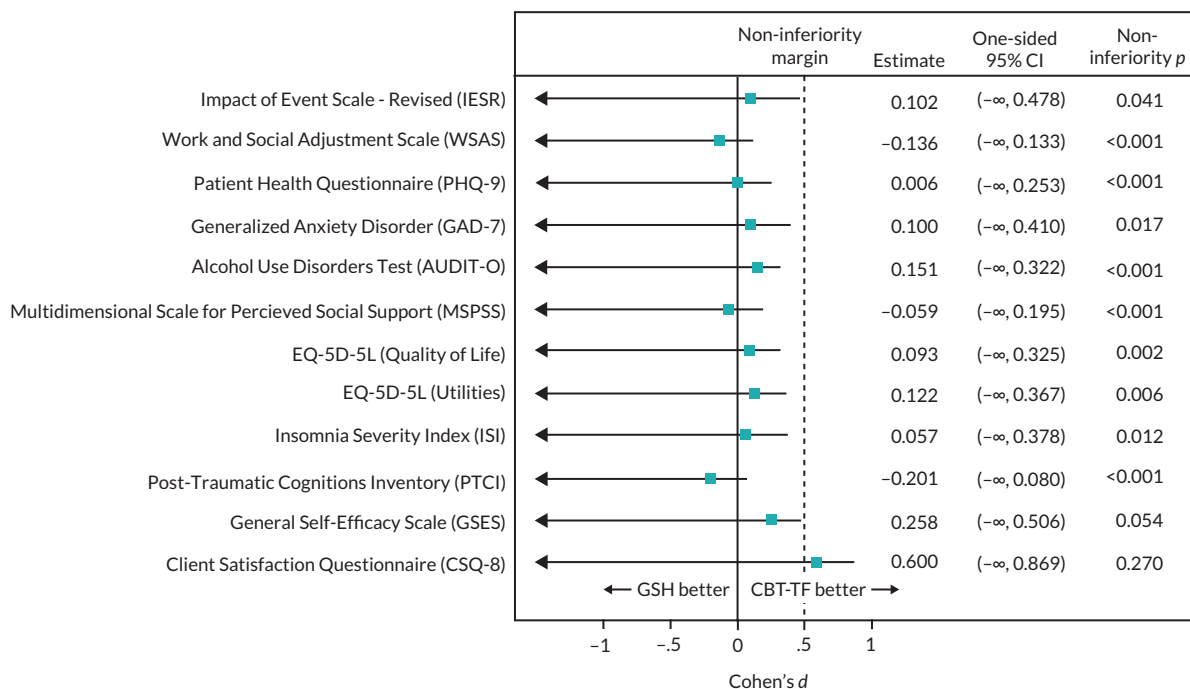


FIGURE 9 Analysis results of secondary outcomes at 16 weeks.

Analysis adjusted for the following variables at baseline: baseline score, gender, research centre, comorbid depression (baseline PHQ-9) and time since trauma (months).

TABLE 12 Results for trial outcomes (Cohen's *d*)

Study outcomes	Regression analysis					
	16 weeks			52 weeks		
	Effect size	One-sided 95% CI	Non-inferiority, <i>p</i>	Effect size	One-sided 95% CI	Non-inferiority, <i>p</i>
CAPS-5	0.150	(-∞, 0.585)	0.012	0.476	(-∞, 0.892)	0.145
IES-R	0.102	(-∞, 0.478)	0.041	0.876	(-∞, 1.274)	0.060
WSAS	-0.136	(-∞, 0.133)	<0.001	0.244	(-∞, 0.526)	0.068
PHQ-9	0.006	(-∞, 0.253)	<0.001	0.315	(-∞, 0.577)	0.123
GAD-7	0.100	(-∞, 0.410)	0.017	0.470	(-∞, 0.781)	0.436
AUDIT-O	0.151	(-∞, 0.322)	<0.001	0.129	(-∞, 0.346)	0.003
MSPSS	-0.059	(-∞, 0.195)	<0.001	-0.174	(-∞, 0.103)	<0.001
ISI	0.057	(-∞, 0.378)	0.012	0.275	(-∞, 0.595)	0.123
PTCI	-0.201	(-∞, 0.080)	<0.001	0.286	(-∞, 0.619)	0.144
GSES	0.258	(-∞, 0.506)	0.054	0.210	(-∞, 0.493)	0.046
CSQ-8	0.600	(-∞, 0.869)	0.270	-	(-, -)	-

Notes

Analysis adjusted for gender, research site, baseline depression score (PHQ-9) and time since traumatic event (months). *p*-values are from multilevel ANCOVA model after multiple imputation (50 imputations).

Effect sizes are Cohen's *d* calculated by dividing the regression estimate of the difference in means by the pooled standard deviation at baseline.

Effect sizes are standardised so that values < than 0 are in favour of GSH and those > 0 are in favour of CBT-TF.

Note that the non-inferiority margin for CAPS-5 was set at 5 points and for all other outcomes as 0.5 SD.

groups at 52 weeks. Only two scales, the IES-R, $p < 0.001$, and GAD-7, $p = 0.013$, showed evidence of a difference in favour of CBT-TF over GSH at 52 weeks.

Change in mean CAPS-5 scores

Figure 11 shows the change in mean CAPS-5 score over time. In the CBT-TF group the mean CAPS-5 score reduced from 35.6 at baseline to 13.2, 95% CI (10.7, 15.7) at 16 weeks and 10.2, 95% CI (7.9, 12.6) at 52 weeks. For participants in the GSH group their CAPS-5 score reduced from 34.6 at baseline to 14.2, 95% CI (11.4, 17.0) at 16 weeks and a slight further reduction to 13.8, 95% CI (11.4, 16.1) at 52 weeks. This analysis needs to be interpreted slightly carefully as being a within-participant comparison; it may be subject to bias from regression to the mean. However, given that proviso it suggests that both the CBT-TF and GSH groups saw a substantial reduction in their CAPS-5 scores between baseline and the 16-week assessment. Furthermore, the CBT-TF group participants continued to have slightly improved CAPS-5 scores from the week 16 assessment to the week 52 assessment while the GSH group sustained their improvement in CAPS-5 score over the same period.

Subgroup analyses

There was only one pre-specified subgroup analysis which was to use the primary analysis to compare the difference in the CBT-TF and GSH groups between females and males. An interaction term between the gender and intervention variables was fit to the primary analysis model and the effect of CBT-TF versus GSH was determined separately for males and females. The results are shown in Figure 12. There was no evidence of a difference in the intervention effect for males versus females [difference 0.5, 95% CI (-6.7, 7.6), p interaction = 0.9] with the difference in CAPS-5 score at 16 weeks 0.7, 95% CI (-5.1, 6.5),

TABLE 13 Results for trial outcomes (original scale)

Study outcomes	Non-inferiority		Regression analysis					
	Pooled SD	Margin	16 weeks			52 weeks		
			Effect size	One-sided 95% CI	Non-inferiority, <i>p</i>	Effect size	One-sided 95% CI	Non-inferiority, <i>p</i>
CAPS-5	6.7	5.0	1.009	(-∞, 3.934)	0.012	3.197	(-∞, 5.997)	0.145
IES-R	13.4	6.7	1.370	(-∞, 6.402)	0.041	11.734	(-∞, 17.061)	0.060
WSAS	10.0	5.0	-1.353	(-∞, 1.323)	<0.001	2.438	(-∞, 5.253)	0.068
PHQ-9	6.2	3.1	0.040	(-∞, 1.565)	<0.001	1.947	(-∞, 3.574)	0.123
GAD-7	4.7	2.4	0.471	(-∞, 1.932)	0.017	2.213	(-∞, 3.677)	0.436
AUDIT-O	5.3	2.7	0.805	(-∞, 1.721)	<0.001	0.690	(-∞, 1.849)	0.003
MSPSS	1.0	0.5	-0.057	(-∞, 0.189)	<0.001	-0.169	(-∞, 0.100)	<0.001
ISI	6.6	3.3	0.372	(-∞, 2.484)	0.012	1.808	(-∞, 3.902)	0.123
PTCI	22.1	11.1	-4.444	(-∞, 1.778)	<0.001	6.322	(-∞, 13.686)	0.144
GSES	6.5	3.3	1.691	(-∞, 3.311)	0.054	1.378	(-∞, 3.227)	0.046
CSQ-8	5.1	2.6	0.600	(-∞, 0.869)	0.270	-	(-, -)	-

Notes

Analysis adjusted for gender, research site, baseline depression score (PHQ9) and time since traumatic event (months). *p*-values are from multilevel ANCOVA model after multiple imputation (50 imputations). Effect sizes are standardised so that values < than 0 are in favour of GSH and those > 0 are in favour of CBT-TF. Note that the non-inferiority margin for CAPS-5 was set at 5 points and for all other outcomes as 0.5 times the pooled SD.

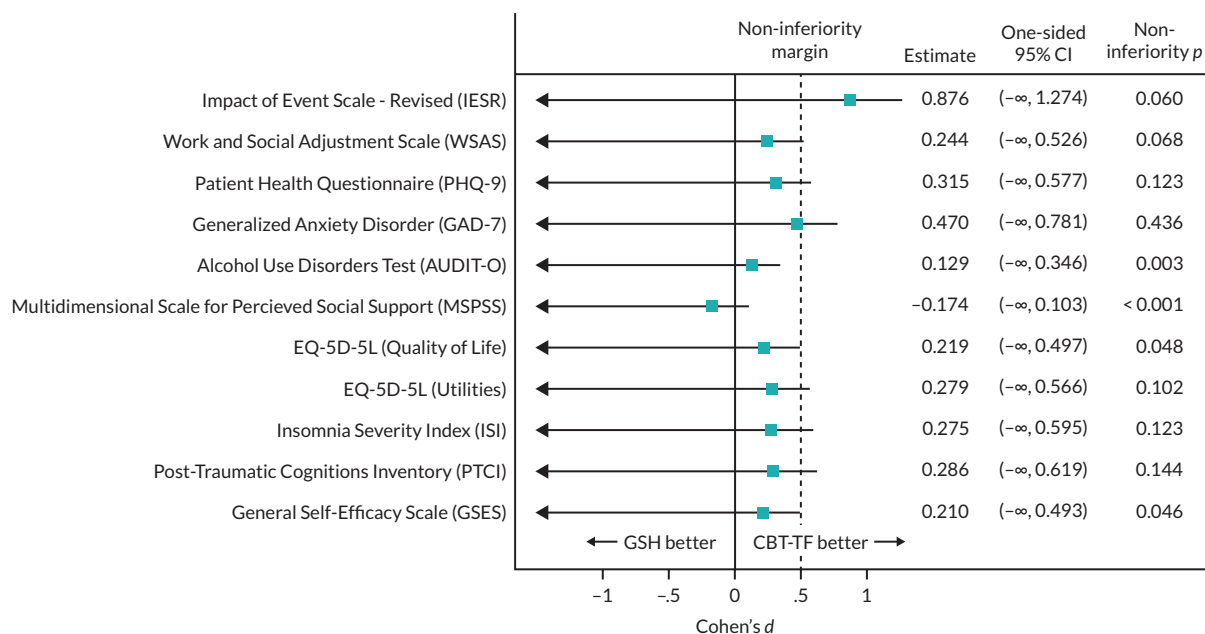


FIGURE 10 Analysis results of secondary outcomes at 52 weeks. Analysis adjusted for the following variables at baseline: baseline score, gender, research centre, comorbid depression (baseline PHQ-9) and time since trauma (months).

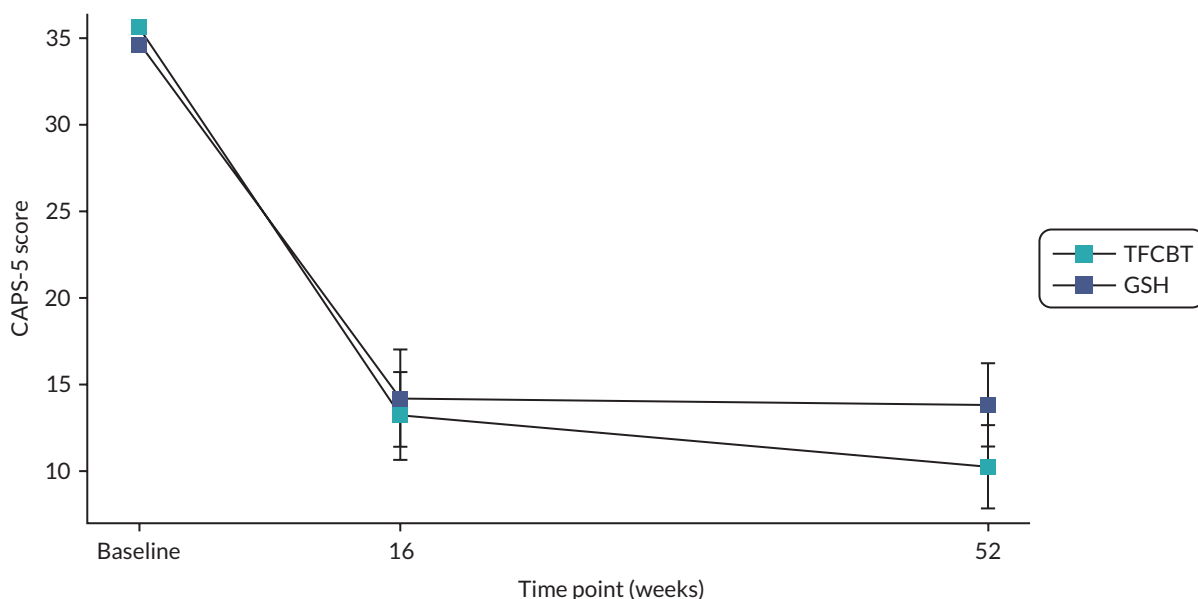


FIGURE 11 Change in CAPS-5 mean scores over time. Means at 16 and 52 weeks adjusted for the following variables at baseline: CAPS-5 score, gender, research centre, comorbid depression (baseline PHQ-9) and time since trauma (months).

for females and 1.2, 95% CI (-3.1, 5.5) for males. It was a similar result looking at the 52-week CAPS-5 score with difference of -1.2, 95% CI (-8.1, 5.6), *p* interaction = 0.7 and females having a difference in CAPS-5 score of 4.0, 95% CI (-1.5, 9.4), and males having a difference of 2.8, 95% CI (-1.5, 7.0). Although this subgroup analysis was pre-specified the trial was not powered to detect any interaction effects. The subgroup results are shown in [Figure 12](#).

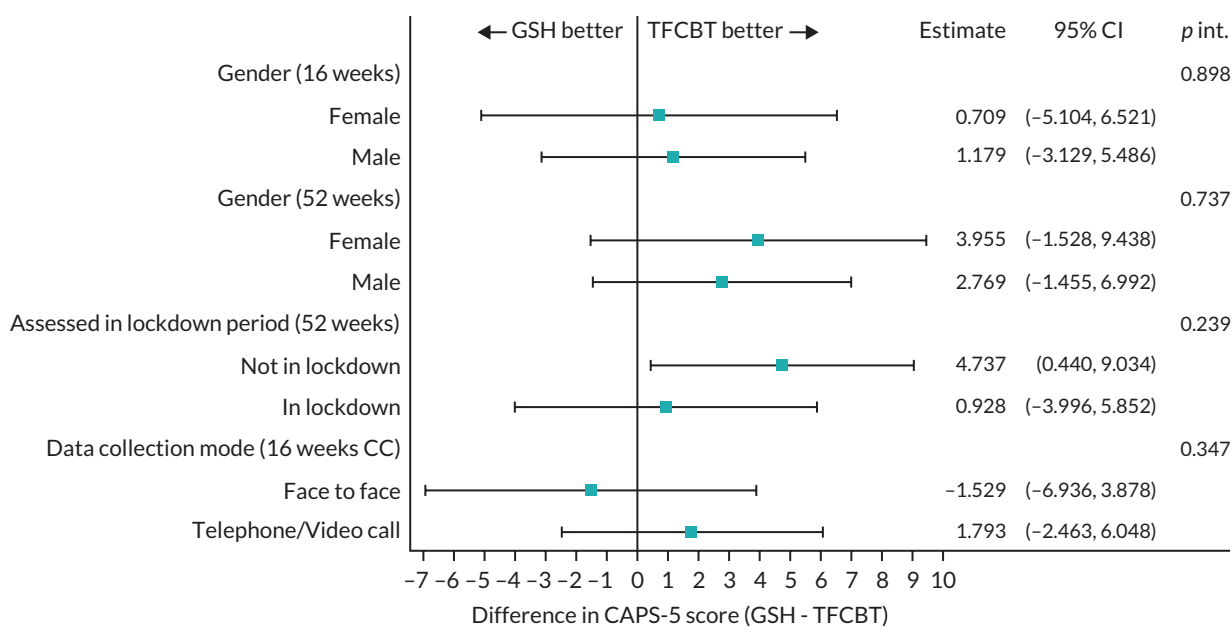


FIGURE 12 Results of planned and exploratory subgroups. Analysis adjusted for the following variables at baseline: CAPS-5 score, gender, research centre, comorbid depression (baseline PHQ-9) and time since trauma (months).

Exploratory analyses

There were several exploratory analyses specified in the SAP. The results of these are described in this section. It should be noted that these analyses were not powered as part of the trial sample size calculations and so should be interpreted cautiously.

Analysis of mode of data collection

The trial data were collected from participants either in a face-to-face session or via a telephone or video call. There was interest in exploring if there were differences in the primary outcome when stratified by mode of data collection. It is important to note that only the 16-week assessment was analysed since at 52 weeks the model of data collection had moved to telephone or online due to the COVID-19 pandemic. In addition, there was insufficient information to reliably 'impute' the missing mode of data collection and so the analysis was confined to those participants with a 16-week CAPS-5 assessment. The results of this analysis are shown in [Figure 12](#). There was little evidence that the outcome differed based on data collection mode, p interaction = 0.3. The GSH group had a slightly lower (more favourable) CAPS-5 score with a mean difference of -1.5, 95% CI (-7.0, 3.9). It was the reverse for the telephone/video call with the CBT-TF group having lower CAPS-5 scores with a mean difference of 1.8, 95% CI (-2.5, 6.0). However, for both modes of data collection the results are also consistent with there being no difference between the CBT-TF and GSH groups.

Impact of COVID-19 lockdown

Since the trial was partially conducted during the COVID-19 pandemic an exploratory analysis was conducted to examine the potential impact on the primary outcome of having an assessment performed after the start of the lockdown period in the first wave of COVID-19 infections. The lockdown date was 23 March 2020 and assessments conducted after that time were considered made in the 'lockdown' period and so potentially impacted by COVID-19. The analysis was conducted at the 52-week assessment as only 16 participants had 16-week assessments after 23 March 2020. The full imputed dataset was used for the analysis and participants with missing 52-week assessments were allocated to

the 'before' or 'after' periods based on their estimated assessment date using their baseline assessment CAPS-5 assessment as the starting point.

Of the 99 CBT-TF participants, 46 (46.5%) either had or were scheduled to have a 52-week assessment after 23 March 2020. For the GSH group, 40/97 (41.2%) had or were scheduled to have a 52-week assessment after 23 March 2020. The results of the analysis are shown in [Figure 12](#). There was little evidence of a difference in the effect of the intervention depending on the period it was assessed, p interaction = 0.2. The estimated mean difference between the 52-week CAPS-5 score between the GSH and CBT-TF group was 4.7, 95% CI (0.4, 9.0) higher in the GSH group compared to the CBT-TF group in the pre-lockdown period and 0.9, 95% CI (-4.0, 5.9) higher in the post-lockdown period. As previously mentioned, this was a post hoc analysis and so was not powered to detect any interaction effects.

Analysis of IES-R trajectories

During the trial, participants were asked to complete the IES-R at each therapist contact. These interim IES-R scores have been used to inform the multiple imputation model as described in *Introduction*. In addition, it was possible to use this longitudinal data to examine the change over time in the IES-R scores. A multilevel model was fit using piecewise linear splines (see *Introduction*) to quantify these changes over time. [Figure 13](#) shows the trajectories of the IES-R scores for the GSH and CBT-TF groups.

As can be seen from [Figure 13](#) there was a rapid decline over the first 16 to 20 weeks coinciding with participants' involvement in the GSH or CBT-TF interventions. The multilevel model fits two lines; one over the period of 0 to 16 weeks and a second one from 16 weeks onwards. [Figure 13](#) shows this gives a good fit but slightly overestimates the scores around weeks 12–16. More complex models did not resolve this completely and it was decided to stay with the two piecewise linear lines for interpretability. In the period 0 to 16 weeks on average participants in the CBT-TF group showed an estimated mean reduction (improvement) in IES-R scores of 2.2 points, 95% CI (2.0, 2.4), $p < 0.001$ per week. The GSH group had a slightly lower rate of improvement of 2.0 points, 95% CI (1.8, 2.3), $p < 0.001$ per week. However, there was little evidence of a difference between the GSH and CBT-TF groups during this period ($p = 0.4$). For the period after 16 weeks the CBT-TF group's reduction slowed to 0.2 points, 95% CI (0.1, 0.3), $p < 0.001$ per week. For the GSH group the reduction flattened with a small uptick of 0.02

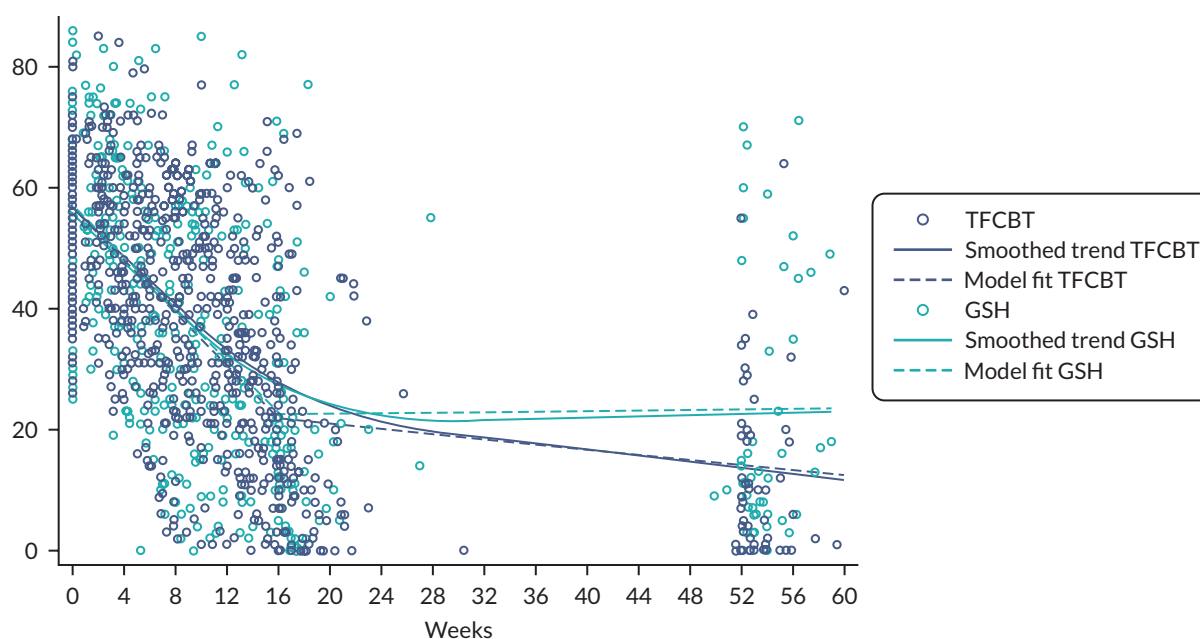


FIGURE 13 Longitudinal IES-R scores.

points, 95% CI (-0.1, 0.1), $p = 0.7$ per week. However, this was consistent with no increase in IES-R score and so for the GSH group they maintained rather than improved their IES-R score reduction. For the CBT-TF group they continued to improve their IES-R by a slower reduction after 16 weeks. There was evidence of a difference after 16 weeks between the CBT-TF and GSH groups' rate of reduction of 0.2 points, 95% CI (0.1, 0.4), $p = 0.002$ in favour of the CBT-TF group. This finding is consistent with what was observed for the CAPS-5 score as shown in [Figure 11](#).

Adverse events

The risk assessment framework was triggered 105 times. One risk assessment was triggered due to a report of self-harming, the rest were for reported suicidal ideation. The risk assessment was triggered 70 times during telephone screening; 28 times during the baseline assessment; once during a pre-screening conversation between a RAPID research assistant and a referrer, and once during a qualitative interview. During follow-ups, it was triggered twice at 16-week and three times at 52-week follow-ups. After following the risk assessment framework, none of the referrals were considered to be actively suicidal.

There were six adverse events that were classified as serious adverse events, none of which were found to be related to involvement in the RAPID trial. Two further events were reported as potentially serious but were determined to be non-serious when reviewed. [Table 14](#) provides details of all these events.

Fidelity

Audio recordings of 74 therapy sessions involving different participants were assessed. All but one session viewed was rated at least satisfactory. For GSH, 1 (3%) was rated 'mediocre', 12 (39%) satisfactory, 13 (42%) good and 5 (16%) very good. For CBT-TF, 10 (23%) were rated satisfactory, 20 (42%) good, 10 (23%) very good and 3 (7%) excellent.

TABLE 14 Summary of reported potential serious adverse events

Description	Causality/expectedness	Action taken
Participant attended for their first treatment session and informed therapist of plan to end life, attempt was prevented by visit from son. Risk protocol enacted; GP informed. Risk management plan developed.	Unrelated/expected	Intervention delayed
Learned at 52-week follow-up appt they had relapsed into alcohol addiction not long after 16-week follow-up in April 2018. This resulted in the patient attending a 2-week alcohol detoxification as an inpatient. The participant states they had been abstinent since, and engaged with community services.	Unrelated/expected	N/A
Chronic wound problem	Unrelated	Intervention not changed
Pneumonia	Unrelated	Intervention delayed
Torn tendons in shoulder	Unrelated	Intervention not changed
Hospitalised due to influenza	Unrelated	Intervention delayed
Possible cancerous lesion found and biopsies taken	N/A	N/A
Disclosed repeated self-harm by superficially cutting arms since the age of 13 years	N/A	N/A

Chapter 4 Economic evaluation

Introduction

This chapter presents the methods and results of the economic evaluation conducted alongside the RAPID trial. The aims of the economic evaluation were to:

1. determine the costs associated with *Spring* GSH compared to individual face-to-face CBT-TF
2. assess the cost-effectiveness of GSH compared to CBT-TF.

Method

A within-trial HE analysis was undertaken of GSH compared to CBT-TF from a health service (UK NHS), and personal social services perspective, reflecting the trial follow-up period of 16 and 52 weeks post-randomisation. Given the time horizon of 52 weeks no discounting was applied. The analysis consisted of:

1. analysis of the costs of GSH compared to CBT-TF
2. cost-effectiveness analysis (CEA) to assess the incremental cost of achieving a percentage reduction:
 - a. in symptoms of PTSD measured by the CAPS-5 score
 - b. in distress caused by the traumatic event measured by the IES-R score
 - c. in functioning measured by the WSAS score.
3. a cost-utility analysis (CUA) to assess the incremental cost per quality-adjusted life-year (QALY) gained.

Prior to commencement of the analysis, a HE analysis plan was developed and agreed with the trial team. The HE team followed this analysis plan during the conduct of the economic evaluation. The analysis was developed in Microsoft Excel® (Microsoft Corporation, Redmond, WA, USA) and Stata.⁵⁵ Deviation from the analysis plan was that current medication was only collected at baseline and so the costs were not included in the final analysis. Long-term modelling was not conducted for the evaluation as stated in the protocol. A literature review was conducted prior to developing the analyses which identified the recent evaluation of psychological treatments for PTSD in the UK.⁵⁷ This identified that the post-treatment follow-up period reporting changes in PTSD symptoms showed considerable uncertainty, also the annual risk of relapse was assumed to be equal across all treatment arms due to a lack of published evidence. Therefore, it was decided that the inevitable uncertainty surrounding extrapolation from 52 weeks onwards would not produce useful results for decision-making.

The health outcome measures and resource use were collected in the case report forms (CRFs) administered by a researcher for the 3 months preceding baseline, 16-week and 52-week follow-ups. Individual level utility scores were obtained at each assessment point using the EQ-5D-5L questionnaire, and this was mapped back to the UK 3L valuation set as currently recommended²⁸ and summated for the GSH and CBT-TF arms.

The resource use items were collected using an adapted Client Services Receipt Inventory (CSRI) included in the CRFs.^{58,59} The adapted CSRI was based on a generic mental health CSRI that was developed to allow economic evaluations to be compared across interventions for similar mental health problems.⁶⁰ All healthcare resource use was collected regardless of reason for contact. The QALY is considered to capture productivity,⁶¹ therefore, productivity losses in monetary terms have not been included in an analysis.

Costs included in the health economic analysis

The health economic HE analysis considered the following:

- costs to the NHS of GSH implementation (including staff time for training and supervision)
- costs to the NHS of CBT-TF (including staff time for training and supervision)
- cost of additional therapy (psychiatrist, psychologist and counsellor appointments)
- cost of primary and community health and social care
- costs of secondary care (inpatient admissions and outpatient appointments, A&E visits).

Costs were reported for all available cases (for the most complete overview) with ITT population (using multiple imputation) for the CEA and CUA. All costs were expressed as 2020 Great British pounds (£), inflated and converted appropriately where required.⁶² Costs were calculated at a participant level, multiplying the unit cost by the resource used at each time point. The cumulative implementation and health and social care costs at baseline, 16 weeks and 52 weeks were calculated for all available cases for both the GSH and CBT-TF arms (including 95% CIs, median and IQR). The intervention and health and social care costs were summated and mean difference per patient in costs (including 95% CIs) was calculated at 16 and 52 weeks.

Intervention costs

The time spent by therapists on face-to-face therapy (in person and online), phone calls, note taking and other administration were collected in the trial. Staff costs were estimated using published unit costs (see [Appendix 1, Table 32](#)).

The therapy reports were compared to final numbers of therapy sessions reported in the CRFs, with the greater number of sessions reported from either source assumed to be correct. If therapy reports were missing, then the mean time for face-to-face contacts from those reported for that therapy arm was applied. The number of calls included was again based on the therapy reports of the CRFs and the final numbers reported. If calls were recorded in either source it was assumed these were accurate and no additional calls were added. If no calls were reported for GSH therapy, but face-to-face sessions were reported, then one fewer phone call per face-to-face session was estimated to have occurred. Where no therapy reports were submitted, and final number of therapy sessions had not been reported in the CRFs, it was assumed no therapy took place.

GSH therapy was anticipated to take 8 to 10 weeks, self-help material was provided through the intervention website or app, with face-to-face appointments with a therapist, a 1-hour initial session and four further 30-minute sessions, with catch-up calls between these sessions. CBT-TF was delivered over 10–12 weeks as face-to-face therapy sessions lasting 60–90 minutes. In addition, some therapy sessions involve a trauma site visit.

CBT-TF was delivered by mental health professionals (nurses, occupational therapists, psychologists and social workers). Therapy staff were generally NHS Agenda for Change band 7, with some band 6 and band 8a giving CBT-TF therapy. For the base case analysis, it was assumed that all therapy staff were band 7. However, it is anticipated that GSH therapy will be provided in routine practice in primary care with lower-intensity therapy training at band 4/5 and this was tested in a SA.

Training and supervision costs

Resource use resulting from GSH and CBT-TF training (including materials, consumables and staff time for trainers and attendees) was estimated through interviews and direct communications with the clinical staff involved in the trial.

Website costs for Spring

The *Spring* GSH website and app were developed prior to the RAPID trial; therefore, development costs have not been included in the analysis. The website and app require regular maintenance, and

administration support to add users; an estimate of the costs provided by the trial team was included in the analysis. No equipment was provided as participation in the trial required access to a computer, tablet or smartphone.

Cost of health and social care resource use

Healthcare resource use (including primary care consultations, out-of-hours care, outpatient appointments, day-cases, inpatient stays and A&E attendances) and social care (social worker appointments and home help visits) were collected using data from the CSRI to assess the differences in profile of health and social care use as a result of the intervention compared to control.

If one or more items in the CSRI were completed (values of '0' or greater), the CSRI was assumed to have been fully completed and any missing items were imputed with zeroes. If items were missing, for example, if the number of appointments was completed but not the time, then the median time for those appointments recorded in either treatment arm was applied. If the CRF was marked as 'not done' or no data were recorded, data were considered missing and multiple imputation was used to account for missing data in the analyses.

The Personal Social Services Research Unit (PSSRU) unit costs for health and social care were applied to therapist time, primary and community care including social care by number of appointments and staff member visited (see [Appendix 1, Tables 32–36](#)). NHS reference costs were applied to outpatient appointments, day cases, diagnostic tests and imaging. Outpatient visits and day cases were costed individually according to the number of appointments, reasons for healthcare contact and speciality/department recorded in the trial CRFs (see [Appendix 1, Tables 37 and 40](#)). The unit costs for imaging and blood tests were applied, and where a diagnostic test was recorded but no details given, the average cost of pathology tests in the 2018/19 NHS reference costs was applied (uplifted to 2020 prices) (see [Appendix 1, Table 39](#)). The most up-to-date NHS reference costs published at the time of analysis were for 2018/19 and so were uplifted to 2020 using the PSSRU inflation index.⁶³ Inpatient attendances were costed according to number of admissions and length of stay on an acute medical ward, general ward, acute psychiatric ward, long-stay rehabilitation ward or a psychiatric rehabilitation ward, and additionally if a patient was admitted via A&E (see [Appendix 1, Tables 38 and 41](#)). A cost per bed day was applied to the length of stay for the general ward and acute medical ward; as bed days were not reported in the 2018/19 NHS reference costs, those from 2017/18 were used and uplifted. The cost per day for a long-term care home for mental health support for adults was identified for the long-stay rehabilitation. The cost per bed day for a secure mental health ward was identified for the acute psychiatric ward in unit costs for 2019 which were uplifted to 2020.

Cost of medication

Current medications were recorded at baseline. Unit costs were taken from the NHS Electronic Drug Tariff⁶⁴ and British National Formulary⁶⁵ (see [Appendix 1, Table 31](#)). Prescriptions were costed individually based on dose, treatment duration and frequency of use. As medications were only collected at baseline these costs have not been included in the analysis and are reported separately.

Missing data

The problems concerning missing data are particularly relevant to HE health economic analysis as the main outcomes are cumulative measures collected over the trial period. Missing items relating to healthcare service use may underestimate the total costs, while missing outcome data may be correlated to effects as those individuals without information may be systematically different from those for whom all information is observed.⁶⁶ As such, using complete-case assessments and available case analysis only could result in meaningful data being excluded. We therefore adopted a multiple imputation approach within the incremental economic analysis as the appropriate technique to provide a comprehensive investigation of the impact of missing data on the estimations of cost-effectiveness.⁶⁷ MI was performed using chained equations and predictive mean matching (PMM). A total of 46 imputations were used based on the maximum percentage of missingness across imputed variables (see [Appendix 1, Table 42](#)).

Impact of COVID-19 on the health economic analysis

The trial follow-up was completed in December 2020. The first UK national lockdown due to COVID-19 started on 23 March 2020 with restrictions eased in June. The majority of trial therapy was completed before the national lockdown, however, for some participants the follow-up period from 16 weeks to 52 weeks would have included full lockdown, and also any subsequent delays to treatment due to the disruption caused by lockdown. Given the randomisation of participants, the impact on face-to-face treatment was assumed to be balanced across arms and would not affect the overall results.

Cost-effectiveness analysis and cost-utility analysis

The CEA expressed the incremental cost of achieving a percentage reduction in symptoms of PTSD at 16 and 52 weeks post-randomisation measured by CAPS-5, with additional analyses expressing the cost of achieving a percentage reduction in distress caused by the traumatic event measured by the IES-R, and achieving a percentage improvement in functioning measured by WSAS score. Total costs at 16 and 52 weeks (including baseline) for the ITT population were considered in the incremental analysis.

A CUA was undertaken to assess the incremental costs per QALY gained as a result of the use of GSH compared to CBT-TF. QALYs for each patient were calculated based on the utility scores at baseline, 16 weeks and 52 weeks using the area-under-the-curve approach and linear interpolation. Total costs at 16 and 52 weeks (including baseline) for the EQ-5D ITT population were used to calculate the incremental cost.

Adjusted mean costs and outcomes, including QALYs, and the differences in adjusted mean costs and outcomes (and associated 95% CIs) at 52 weeks were estimated using seemingly unrelated regressions which accounts for the correlation between costs and outcomes. Costs and outcomes were adjusted for study site, age and time to event. Costs were also adjusted for baseline costs and outcomes for baseline utility.

The incremental cost-effectiveness ratio (ICER) resulting from the CUA was compared to the willingness to pay threshold of £20,000 and £30,000 per QALY gained as standardised by NICE.⁶⁸

$$ICER = \frac{C_1 - C_0}{E_1 - E_0} = \frac{\Delta C}{\Delta E}. \quad (1)$$

No conditions for NI were applied in the analysis. Results were reported as net monetary benefit (NMB) presenting the incremental value of the intervention in monetary terms by applying the willingness to pay threshold to the change in QALYs:⁶⁹

$$NMB = (E_1 - E_0) \times WTP - (C_1 - C_0). \quad (2)$$

Sensitivity analyses

Deterministic SAs were undertaken to test the robustness of the results of the CUA considering the uncertainty in input parameters such as costs of therapy, and in different scenarios more representative of real-world application of GSH. The health and social care resource use delivered in private and non-NHS institutions was included in an additional analysis to consider wider costs. It is anticipated that GSH will be provided by band 4/5 healthcare professionals rather than band 7 therapists in routine clinical practice, thus this was tested in the SA. Analysis was carried out for the 16-week treatment end point. Subgroup analysis was carried out to determine if cost-utility was improved for specific groups based on demographic and clinical features. The following subgroups were tested: age groups (35 years and under, and over 35 years); level of education of the participant (people with a degree or higher qualification, and all other levels of education); months since the traumatic event (> 18 ≤ 18 months); comorbidity was taken as level 4/5 in the EQ-5D pain or anxiety score at baseline.

Probabilistic sensitivity analysis (PSA) used non-parametric bootstrapping to address joint parameter uncertainty and assess the impact on the ICER during 1000 simulations which were undertaken using random sampling of the distributions of costs and outcomes with results presented as cost-effectiveness acceptability curves (CEAC). A CEAC describes the probability of the intervention being cost-effective at different willingness-to-pay thresholds based on the PSA.

Budget impact analysis

A trial-based budget impact analysis (BIA) was undertaken for the UK population to estimate the likely impact of the use of GSH on NHS budgets through implementation costs and changes in healthcare usage. The BIA was informed by trial data supplemented by the best available published evidence where required and conducted according to recommended good practice.⁷⁰

A simple budget impact model was constructed in Microsoft Excel 365. The number of eligible patients was calculated using prevalence and incidence figures. Prevalence and incidence data for PTSD in the UK were obtained from published sources.⁵⁰ Age-specific general population mortality was not applied as a 1-year time horizon was used. Approximately 31.4% of adults in England reported experiencing at least one traumatic event according to the Adult Psychiatric Morbidity Survey in 2014. Of the participants of the survey, 4.4% screened positive for PTSD in the previous month, and half were receiving mental health treatment, although the majority were taking medication (43.6%), and only 24.0% were having psychological therapy, which is currently recommended by NICE.⁵⁰

Results

One hundred and ninety-six participants were included in the ITT analyses, out of 440 potential participants screened for inclusion.

Training and supervision costs

Training was delivered face-to-face over 2.5 days, 1 day was for GSH training, and 1.5 days for CBT-TF training, by two band 8a–c staff running the sessions for 20 participants (see [Table 15](#)). Each trainer required 2 hours of preparation time (e.g. preparation of materials) for the training sessions. There was an additional 10 hours for developing the course materials for GSH training (£823.33). No cost was applied for room rental as training can be given within NHS facilities.

In addition, for each therapy, one case was supervised as part of the training programme. For 4 out of 30 (13%) therapists, competency was not achieved in GSH from the first supervised case and they required an additional supervised case. For CBT-TF, one session was recorded and sent to the trainers for critique. After completion of training, monthly supervision was given via Skype in groups of three or four therapists.

Supervision for band 4/5 staff will be fortnightly for 4 months after training, with hourly group sessions (with six participants), followed by monthly supervision.

Website costs

It was estimated by the trial team that it will cost £10,000 per year to maintain the website and app, and provide administrative support for 1000 users.

Cost of therapy

The mean number of face-to-face appointments in the GSH arm was 3.93 (95% CIs 3.60, 4.25; median 5, IQR 3–5) and 8.63 (95% CI 7.94, 9.32; median 9, IQR 6–12) in the CBT-TF. The amount of face-to-face therapy time was 208.4 minutes (SD 69.3) for GSH and 767.0 minutes (SD 278.2) for CBT-TF.

TABLE 15 Cost of training for 20 participants and supervision in the trial for GSH and CBT-TF

	GSH trainers	GSH trainees	CBT-TF trainers	CBT-TF trainees
One day (8 hours) GSH training	£1317.33	£464.00		
One and a half days CBT-TF			£1976	£696.00
Preparation time – 2 hours	£164.67		£164.67	
One case + 13% requiring an additional GSH case		£460.35		£1384.75
Supervision of one case + 13% requiring additional case for GSH	£1489.01	£209.79	£2627.66	£370.21
Critique of recorded CBT-TF session			£2058.33	
Three 1-hour monthly supervision sessions	£617.50	£87.00	£617.50	£87.00
Total	£3588.51	£1221	£7444.16	£2537.96
Cost per trainee attending course plus supervision for 3 months		£1433.50		£2910.17

In the GSH arm there were check-in phone calls between the face-to-face sessions; the median number of calls was 3 (IQR 2–4). This was based on data from 193 people, two people in the GSH arm and one person in the CBT-TF arm had no data reported for the therapy sessions.

The cost of therapy was calculated as time in face-to-face sessions, phone calls and non-contact time for note-taking. The therapist cost per working hour was applied as time on direct and indirect tasks was collected (see [Appendix 1, Table 32](#)). It was not possible to determine if any CBT-TF appointments were site visits which may incur extra costs due to travel time.

The cost of therapy was lower for the GSH arm as there were fewer face-to-face appointments, mean cost £277.31 (95% CI £253.27, £301.34; median £286.15, IQR £210.88–351.53) compared to £729.49 (95% CI £670.76, £788.22; median £753.71, IQR £554.37–950.60) in the CBT-TF arm.

It is anticipated that the GSH therapy will be given by band 4/5 low-intensity therapists if it is used more widely in the NHS. Applying a lower unit cost for staff in the GSH arm led to the mean cost of therapy being £160.09 (95% CI £146.22, £173.97; median £165.20, IQR £121.74–202.94).

Cost of medication at baseline

In the 3 months before baseline, the mean number of prescriptions per person was 1.40 (95% CI 1.08, 1.72) in GSH arm, and 1.35 (95% CI 1.06, 1.65) in the CBT-TF arm (see [Table 16](#)).

TABLE 16 Cost of all medications at baseline

Medication	GSH therapy group	CBT-TF therapy group
Mean number of medications per participant (95% CIs)	1.40 (1.08, 1.72)	1.35 (1.06, 1.65)
Mean prescription cost per day at baseline (£), per patient (95% CIs)	£1.62 (£0.27, £2.97)	£0.31 (£0.19, £0.44)
Median prescription cost per day at baseline per patient (IQR)	£0.09 (£0–0.35)	£0.09 (£0–0.32)

Cost of healthcare resource use

Additional therapy costs

In the available case population, in the 3 months prior to baseline, 19.6% (19/97) of people in the GSH arm and 34.3% (34/99) of people in the CBT-TF arm had seen an NHS psychologist or counsellor, and five patients in each arm had an appointment with an NHS psychiatrist. In the GSH arm the mean cost of this therapy prior to baseline was £114.05 (95% CI £26.00, £202.11), and £187.25 (95% CI £69.64, £304.86) in the CBT-TF arm (see [Table 17](#)).

Of all the participants, 72 were on a waiting list for therapy in the 3 months prior to baseline (38 in the GSH arm and 34 in the CBT-TF arm). Of those on the waiting list for therapy, 14 (6 in the GSH arm and 8 in the CBT-TF arm) saw an NHS psychologist or counsellor in the 3 months prior to baseline.

At 16 weeks after baseline, in addition to the trial therapy, 16 people saw a counsellor or psychologist (or both in one case), 8.33% (6/72) people in the GSH arm and 12.5% (10/80) in the CBT-TF arm. Only one person in the GSH arm and two in the CBT-TF arm had a psychiatrist appointment during the trial therapy period. The mean cost for this additional therapy was £197.30 (95% CI £46.78, £347.83) in the CBT-TF, compared to £48.06 (95% CI £8.58, £87.54) in the GSH arm (see [Table 17](#)).

At the 52-week follow-up, six people in the GSH arm visited an NHS psychologist or counsellor in the preceding 3 months, and only two people in the CBT-TF arm. Three people in the GSH arm and one person in the CBT-TF arm had an appointment with a psychiatrist. The mean cost of these additional visits was £95.92 (95% CI £2.31, £189.53) in the GSH arm compared to £29.59 (95% CI -£23.07, £82.25) in the CBT-TF arm (see [Table 17](#)).

There were also more people on the waiting list for therapy at the 52-week follow-up in the GSH arm, 21.67% (13/60) compared to 8.47% (5/59) in the CBT-TF arm, with three people in the GSH arm still on the therapy waiting list at the 52-week follow-up if they had been on the waiting list at baseline (see [Table 18](#)).

TABLE 17 Psychiatrist, psychologist and counsellor appointments per participant in 3 months prior to baseline, 16 weeks and 52 weeks

Baseline	GSH (N = 97)	CBT-TF (N = 99)
N of psychiatrist appointments, mean (95% CIs)	0.062 (0.005, 0.119)	0.091 (-0.016, 0.198)
N of psychologist appointments, mean (95% CIs)	0.371 (-0.050, 0.792)	0.626 (0.100, 1.152)
N of counsellor appointments, mean (95% CIs)	0.381 (0.143, 0.620)	0.545 (0.220, 0.871)
16 weeks	GSH (N = 72)	CBT-TF (N = 80)
N of psychiatrist appointments, mean (95% CIs)	0.042 (-0.006, 0.089)	0.125 (-0.076, 0.326)
N of psychologist appointments, mean (95% CIs)	0.139 (-0.005, 0.283)	0.963 (0.322, 1.603)
N of counsellor appointments, mean (95% CIs)	0.208 (-0.100, 0.516)	0.15 (-0.077, 0.377)
52 weeks	GSH (N = 60)	CBT-TF (N = 59)
N of psychiatrist appointments, mean (95% CIs)	0.083 (-0.003, 0.170)	0.034 (-0.014, 0.081)
N of psychologist appointments, mean (95% CIs)	0.583 (0.105, 1.06)	0.220 (-0.066, 0.507)
N of counsellor appointments, mean (95% CIs)	0.333 (-0.005, 0.672)	0.034 (-0.034, 0.102)

TABLE 18 Number of participants on a waiting list for therapy

Therapy waiting list	GSH	CBT-TF
Baseline	38 (39.18%)	34 (34.34%)
16-week follow-up	11 (15.28%)	8 (10.0%)
52-week follow-up	13 (21.67%)	5 (8.47%)

Other primary and community care costs

Primary and community care costs in the 3 months prior to baseline were similar in both arms, the mean cost in the GSH arm was £226.95 (95% CIs £162.78, £291.16) and £225.47 (95% CI £145.01, £305.93) in the CBT-TF arm (see [Table 19](#)). This included GP appointments, calls and out-of-hour appointments; practice, district and community psychiatric nurse appointments; social worker and home help visits, NHS111 calls, occupational therapist and other community care appointments.

In the 3 months prior to the 16-week follow-up, the primary and community care mean costs were £105.83 (95% CI £52.89, £158.77) for the GSH arm and £163.92 (95% CI £78.51, £249.33) in the CBT-TF arm. In the 3 months prior to the 52-week follow-up, the mean cost in the GSH arm was £92.97 (95% CI £52.09, £133.84) and £108.04 (95% CI £59.27, £156.80) in the CBT-TF arm (see [Table 19](#)).

Secondary care costs

Although the same number of people had an inpatient admission in each arm, four people, with three admitted through A&E, the costs were higher for the GSH arm, mean cost £111.41 (95% CI –£13.63, £236.46), than the CBT-TF arm, mean cost £82.12 (95% CI –£14.19, £178.43). More people had outpatient appointments, day case attendances and attended A&E in the GSH arm than in the CBT-TF arm, although the costs were higher in the CBT-TF arm, £95.80 (95% CI £52.50, £139.10) compared to £101.64 (95% CI £1.75, £201.53) (see [Table 20](#)).

In the 3 months prior to the 16-week follow-up only two people had inpatient admissions, both in the GSH arm, mean cost £260.46 (95% CI –£124.45, £645.38). Two people in each arm attended A&E, and 13 people had outpatient appointments in the GSH arm, mean cost £53.62 (95% CI £17.49, £89.75), and 19 people in the CBT-TF arm, mean cost £89.01 (95% CI £29.80, £148.22) (see [Table 20](#)). In the 3 months prior to the 52-week follow-up one person in each arm had an inpatient admission, the mean cost for GSH was £29.77 (95% CI –£29.80, £89.33), and for CBT-TF the mean cost was £35.54 (95% CI –£35.60, £106.67). The mean cost of outpatient attendances was £48.54 (95% CI £8.21, £88.86) including two A&E attendances in the GSH arm and £82.08 (95% CI £25.50, £138.67) in the CBT-TF arm (see [Table 20](#)).

No inpatient attendances were recorded where patients stayed in a psychiatric ward.

Total costs at baseline, 16 weeks and 52 weeks

The mean total costs from an NHS perspective in the available case population at baseline were £548.21 (95% CI £364.17, £732.25; median £232.51, IQR £86.41–626.48) and £596.48 (95% CI £360.89, £832.07; median £273.32, IQR £112.09–444.07) in the GSH therapy group and CBT-TF groups, respectively (see [Figure 14](#)).

In the 3 months prior to the 16-week follow-up the mean total NHS costs were £467.97 (95% CI £63.66, £872.28; median £62.80, IQR £0–277.34) and £450.24 (95% CI £269.81, £630.67; median £156.00, IQR £14.77–416.64) in the GSH therapy group and CBT-TF groups, respectively (based on the available cases) (see [Figure 15](#)).

TABLE 19 Primary and community care resource use per participant in 3 months prior to baseline, 16 weeks and 52 weeks

Baseline	GSH (N = 97)	CBT-TF (N = 99)
N of GP appointments, mean (95% CIs)	2.213 (1.684, 2.749)	2.909 (2.168, 3.650)
N calls to GP, mean (95% CIs)	0.495 (0.258, 0.731)	0.576 (0.318, 0.834)
N of GP practice or district nurse appointments, mean (95% CIs)	0.588 (0.077, 1.098)	0.414 (0.232, 0.597)
N of community psychiatric nurse appointments, mean (95% CIs)	0.155 (0.171, 0.292)	0.162 (0.009, 0.314)
N of social worker appointments, mean (95% CIs)	0.052 (-0.002, 0.105)	0.051 (-0.016, 0.117)
N of occupational therapist appointments, mean (95% CIs)	0.237 (-0.026, 0.500)	0.263 (-0.063, 0.588)
N of home help visits, mean (95% CIs)	0.144 (-0.142, 0.431)	0
N of GP out-of-hours appointments, mean (95% CIs)	0.155 (-0.003, 0.312)	0.111 (0.031, 0.191)
N of NHS 111 calls, mean (95% CIs)	0.227 (0.089, 0.365)	0.040 (0.001, 0.080)
N of other community appointments, mean (95% CIs)	1.062 (0.526, 1.597)	0.697 (0.120, 1.274)
16 weeks	GSH (N = 72)	CBT-TF (N = 80)
N of GP appointments, mean (95% CIs)	0.806 (0.533, 1.078)	1.688 (1.252, 2.123)
N calls to GP mean (95% CIs)	0.264 (0.088, 0.440)	0.313 (0.133, 0.492)
N of GP practice or district nurse appointments, mean (95% CIs)	1.25 (-0.110, 2.610)	0.263 (0.131, 0.394)
N of community psychiatric nurse appointments, mean (95% CIs)	0.306 (-0.152, 0.763)	0.025 (-0.025, 0.075)
N of occupational therapist appointments, mean (95% CIs)	0.194 (-0.089, 0.478)	0.038 (-0.005, 0.080)
N of GP out-of-hours appointments, mean (95% CIs)	0.028 (-0.011, 0.067)	0.15 (-0.005, 0.305)
N of NHS 111 calls, mean (95% CIs)	0.056 (-0.022, 0.133)	0.063 (-0.019, 0.144)
N of other community appointments, mean (95% CIs)	0.347 (0.024, 0.670)	1.175 (-0.105, 2.455)
52 weeks	GSH (N = 60)	CBT-TF (N = 59)
N of GP appointments, mean (95% CIs)	0.75 (0.470, 1.030)	1.050 (0.665, 1.434)
N of calls to GP, mean (95% CIs)	0.6 (0.190, 1.010)	0.441 (0.744, 0.807)
N of GP practice or district nurse appointments, mean (95% CIs)	0.6 (0.129, 1.071)	0.271 (0.119, 0.423)
N of community psychiatric appointments, mean (95% CIs)	0.033 (-0.013, 0.080)	0.102 (-0.102, 0.305)
N of social worker appointments, mean (95% CIs)	0.083 (-0.083, 0.250)	0
N of counsellor appointments, mean (95% CIs)	0.333 (-0.005, 0.672)	0.034 (-0.034, 0.102)
N of occupational therapist appointments, mean (95% CIs)	0.05 (-0.024, 0.124)	0.034 (-0.014, 0.081)
N of home help visits, mean (95% CIs)	0.017 (-0.017, 0.050)	0
N of GP out-of-hours appointments, mean (95% CIs)	0.033 (-0.013, 0.080)	0.068 (-0.039, 0.175)
N of NHS 111 calls, mean (95% CIs)	0.067 (0.002, 0.132)	0.034 (-0.014, 0.81)
N of other community appointments, mean (95% CIs)	0.45 (0.126, 0.774)	0.525 (0.060, 0.990)

In the 3 months prior to the 52-week follow-up the mean total NHS costs were £267.19 (95% CI £134.57, £399.82; median £89.42, IQR £0–215.72) and £255.25 (95% CI £130.54, £379.96; median £100.17, IQR £0–203.40) in the GSH therapy group and CBT-TF groups, respectively (based on available cases) (see [Figure 16](#)).

TABLE 20 Hospital healthcare resources per participant at 3 months prior to baseline, 16 weeks and 52 weeks

Baseline	GSH (N = 97)	CBT-TF (N = 99)
N of inpatient admissions, mean (95% CIs)	0.052 (-0.002, 0.104)	0.051 (-0.002, 0.103)
N of outpatient appointments or day case attendances, mean (95% CIs)	0.289 (0.197, 0.380)	0.202 (0.122, 0.283)
N of A&E visits, mean (95% CIs)	0.155 (0.034, 0.276)	0.051 (-0.016, 0.117)
16 weeks	GSH (N = 72)	CBT-TF (N = 80)
N of inpatient admissions, mean (95% CIs)	0.028 (-0.011, 0.067)	0
N of outpatient appointments or day case attendances, mean (95% CIs)	0.306 (0.131, 0.480)	0.563 (0.181, 0.944)
N of A&E visits, mean (95% CIs)	0.042 (-0.020, 0.103)	0.05 (-0.028, 0.128)
52 weeks	GSH (N = 60)	CBT-TF (N = 59)
N of inpatient admissions, mean (95% CIs)	0.017 (-0.017, 0.050)	0.017 (-0.017, 0.051)
N of outpatient appointments, mean (95% CIs)	0.267 (0.090, 0.444)	0.339 (0.119, 0.559)
N of A&E visits, mean (95% CIs)	0.033 (-0.013, 0.080)	0.085 (-0.003, 0.172)

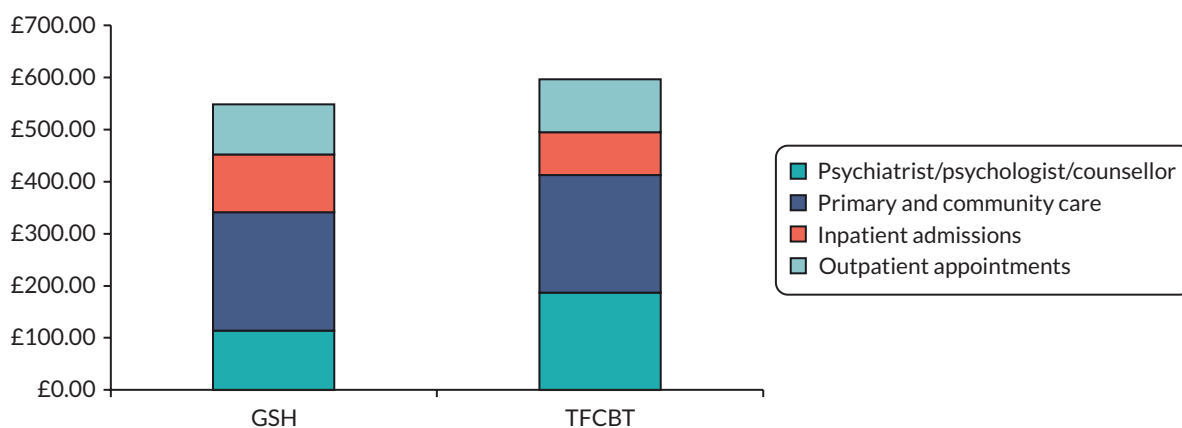


FIGURE 14 Total NHS health and social care costs in the 3 months prior to baseline.

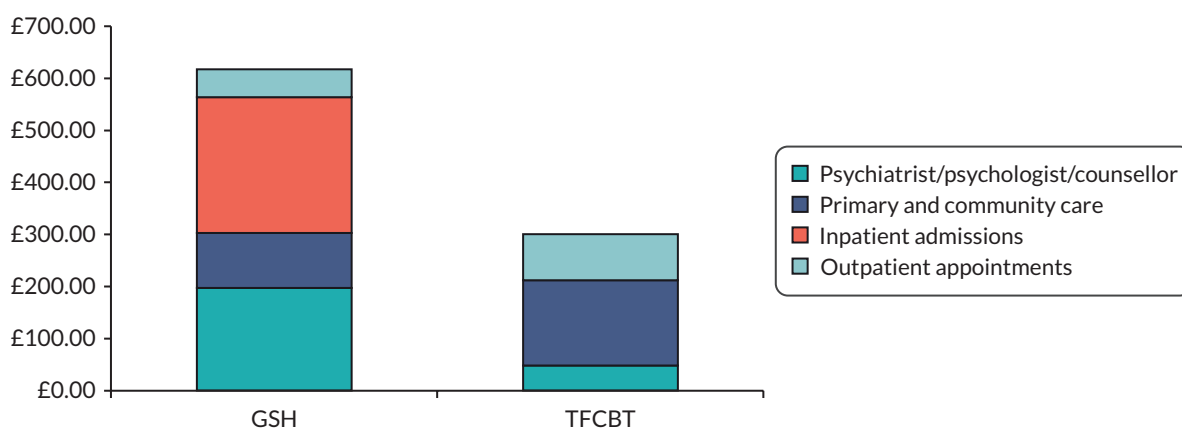


FIGURE 15 Total NHS health and social care costs in the 3 months prior to the 16-week follow-up.

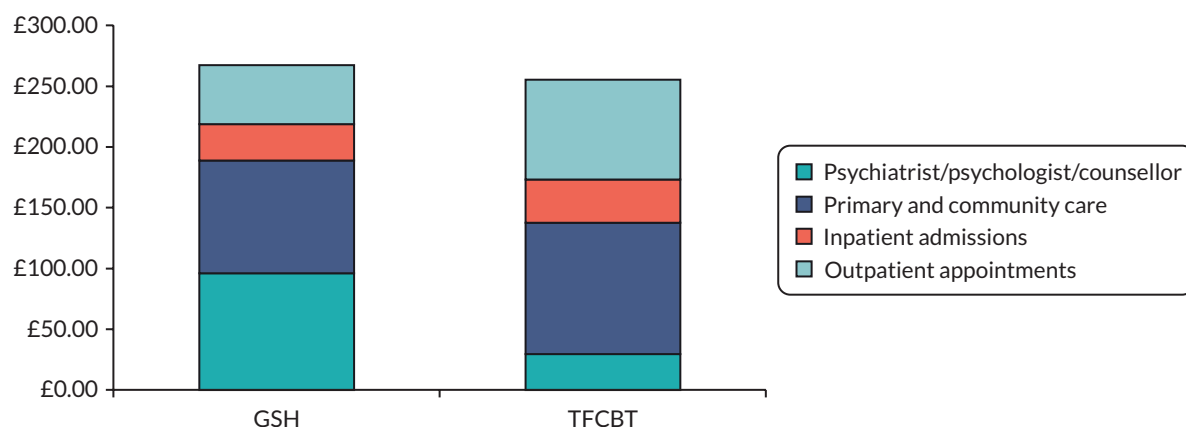


FIGURE 16 Total NHS health and social care costs in the 3 months prior to the 52-week follow-up.

Private and other institution-provided care costs

In addition to health and social care provided within the NHS, a number of participants received care privately or through another non-NHS institution. Participants recorded psychiatrist, psychologist, counsellor, GP, occupational therapy and physiotherapy visits provided outside of the NHS. The number of patients receiving additional therapy provided privately or by another institution is presented in [Table 21](#). At baseline, private and institution-provided care in the GSH arm had a mean cost of £11.08 (95% CI –£3.60, £25.75) and £5.71 (95% CI –£0.40, £11.82) in the CBT-TF arm. At the 16-week follow-up in the GSH arm the mean cost £24.57 (95% CI £5.12, £44.01) and in the CBT-TF arm was £41.17 (95% CI –£0.91, £83.25). At the 52-week follow-up additional mean costs were £60.82 (95% CI £10.08, £111.57) in the GSH arm, and £19.92 (95% CI –£7.13, £46.98) in the CBT-TF arm.

Cost-effectiveness analyses

The mean cost (adjusted for site, baseline costs, age and time to event) for the ITT population ($n = 196$) at the 52-week follow-up point (including baseline) was £1325.36 (95% CIs £941.97, £1708.74) in the GSH group ($n = 97$) and £1897.91 (95% CIs £1565.24, £2230.58) in the CBT-TF group ($n = 99$) (see [Table 22](#)). This represents an incremental saving of £572.55 (95% CI £1080.14, £64.96) per person in the GSH group.

TABLE 21 Number of participants reporting private and institution-provided care

Baseline	GSH (N = 97)	CBT-TF (N = 99)
Psychiatrist	0	0
Psychologist	1 (1.0%)	1 (1.0%)
Counsellor	4 (4.1%)	4 (4.0%)
16 weeks	GSH (N = 72)	CBT-TF (N = 80)
Psychiatrist	1 (1.4%)	1 (1.3%)
Psychologist	2 (2.8%)	2 (2.5%)
Counsellor	0	2 (2.5%)
52 weeks	GSH (N = 60)	CBT-TF (N = 59)
Psychiatrist	1 (1.7%)	1 (1.7%)
Psychologist	5 (8.3%)	1 (1.7%)
Counsellor	4 (6.7%)	1 (1.7%)

TABLE 22 Incremental cost-effectiveness analyses using CAPS-5, IES-R, WSAS

	N	Adjusted mean costs, ^a (£) mean (95% CI)	Adjusted mean change in score, mean (95% CI)	Incremental costs (95% CI)	Incremental outcome (95% CI)	Cost per point change
Change in CAPS^b						
CBT-TF	99	1897.91 (1565.24, 2230.58)	-24.59 (-26.79, -22.39)			£178 saved per 1-point increase in CAPS
GSH	97	1325.36 (941.97, 1708.74)	-21.37 (-23.80, -18.94)	-572.55 (-1080.14, -64.96)	3.22 (-0.20, 6.65)	
Change in IES-R^c						
CBT-TF	99	1897.91 (1565.24, 2230.58)	-40.12 (-44.57, -35.66)			
GSH	97	1325.36 (941.97, 1708.74)	-29.62 (-35.13, -24.10)	-572.55 (-1080.14, -64.96)	10.50 (3.01, 17.99)	£55 saved per 1-point increase in IES-R
Change in WSAS^d						
CBT-TF	99	1897.91 (1565.24, 2230.58)	-13.19 (-15.67, -10.71)			
GSH	97	1325.36 (941.97, 1708.74)	-10.95 (-13.82, -8.08)	-572.55 (-1080.14, -64.96)	2.24 (-1.61, 6.09)	£256 saved per 1-point increase in WSAS

a Mean cost adjusted for site, baseline costs, age and time to event.

b Mean change in CAPS adjusted for site, baseline CAPS, age and time to event.

c Mean change in IES-R adjusted for site, baseline CAPS, age and time to event.

d Mean change in WSAS adjusted for site, baseline CAPS, age and time to event.

Reduction in symptoms of PTSD is measured by CAPS-5 with high scores representing a greater level of PTSD. There was a greater reduction in CAPS-5 score at the 52-week follow-up point in the CBT-TF arm -24.51 (95% CI -26.67, -22.34), than in the GSH arm -21.51 (95% CI -23.84, -19.18). Reduction in distress is measured by the IES-R score, with higher scores representing greater distress. There was a greater reduction in distress in the CBT-TF arm, -39.82 (95% CI -43.98, -35.67), than in the GSH arm, -29.74 (95% CI -34.79, -24.70). The WSAS score measures functional impairment, with a high score indicating a greater level of impairment. Again, there was a greater reduction in the WSAS score in the CBT-TF arm, -13.29 (95% CI -15.62, 10.95), than in the GSH arm, -11.06 (-13.72, -8.40). For all cost-effectiveness analyses GSH was less costly but had worse outcomes than CBT-TF (see [Table 22](#)).

Cost-utility analysis

The mean QALY gain (adjusted for site, baseline utility, age and time to event) at 52-week follow-up was 0.68 in the GSH (95% CIs 0.64, 0.72) compared to 0.72 in the CBT-TF group (95% CIs 0.69, 0.76). This represents an incremental QALY loss of 0.04 (95% CI -0.10, 0.01) with GSH compared to CBT-TF (see [Table 23](#)).

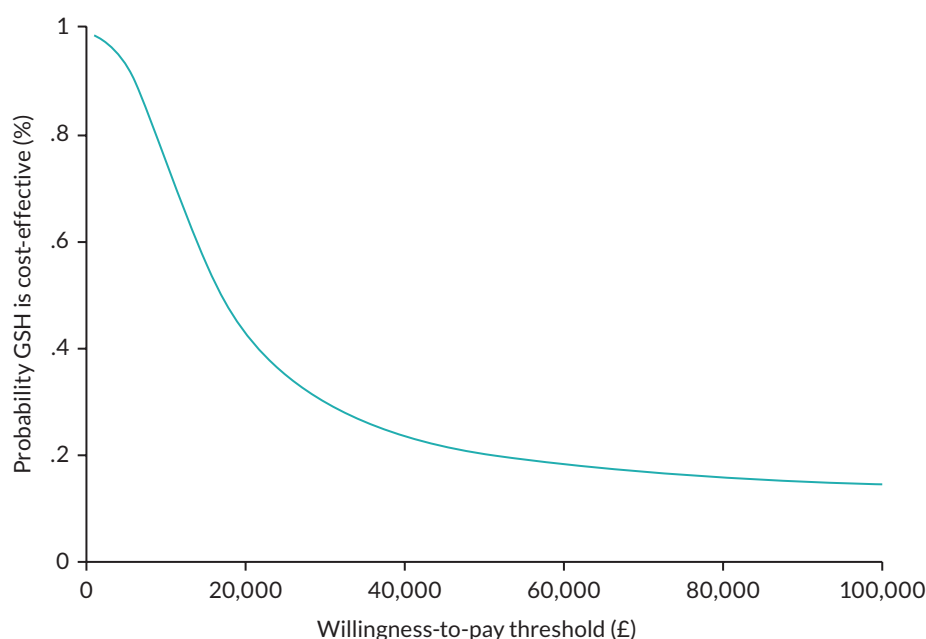
The incremental NMB at 52 weeks for GSH was -£104.56 (95% CI -£1286.39, £1077.26) at a WTP threshold of £20,000 per QALY, and -£460.41 (95% CI -£2143.27, £1222.45) at £30,000 per QALY. The probability that GSH represents a cost-effective option compared to CBT-TF at these thresholds was 43.16% and 29.74%, respectively (see [Figure 17](#)).

TABLE 23 Incremental cost-utility results for the CUA of trial therapy from NHS/personal social services perspective

	N	Adjusted mean cost, ^a (£) mean (95% CI)	Adjusted QALYs, ^b mean (95% CI)	Incremental costs (95% CI)	Incremental QALYs (95% CI)	Incremental NMB (£) at £20,000/QALY (95% CI)	Incremental NMB (£) at £30,000/QALY (95% CI)
CBT-TF	99	1897.91 (1565.24, 2230.58)	0.72 (0.69, 0.76)				
GSH	97	1325.36 (941.97, 1708.74)	0.68 (0.64, 0.72)	-572.55 (-1080.14, -64.96)	-0.04 (-0.10, 0.01)	-104.56 (-1286.39, 1077.26)	-460.41 (-2143.27, 1222.45)

a Mean cost adjusted for site, baseline costs, age and time to event.

b Mean QALYs adjusted for site, baseline utility, age and time to event.

**FIGURE 17** CUA – cost-effectiveness acceptability curve.

Sensitivity analyses

When private and institution-provided care was included in the analysis, the mean cost savings from GSH were reduced from £572 to £431 (see [Table 24](#)). The real-world scenario was based on GSH being delivered by band 4/5 staff instead of band 7 staff, with staff seeing more patients, estimated to be 25 patients per year in each arm. Reducing the staff costs from band 7 staff to band 4/5 staff in the GSH arm had little impact on the results and in all the SAs, the direction of the results remained the same (see [Table 24](#)). Analysis on the results using the 16-week follow-up as the end point led to increased savings compared to 52 weeks, £597 (95% CI £1064, £130), and reduced QALY loss, 0.01 (95% CI -0.02, 0.01), from GSH compared to CBT-TF with NHS costs included. When private and other institution costs were also included, GSH was cost saving with no loss in health at 16 weeks.

The cost savings in the GSH arm increased for people aged 35 years or older, £754 (95% CI -£1497, -£10.28) compared to £388 (95% CI -£1063, -£287) for people younger than 35 years old; however, there was a greater reduction in QALYs, 0.05 (95% CI -0.12, 0.02) compared to 0.04 (95% CI -0.10, 0.03) in the younger group. People who recorded their level of education as less than degree level also had greater cost savings in GSH, £819 (95% CI -£1423, £216) compared to £293 (95% CI -£1053,

TABLE 24 Results of the deterministic sensitivity analyses and scenario analyses on the CUA results at 52 and 16 weeks

	N	Adjusted mean costs, ^a (£ mean (95% CI)	Adjusted QALYs, ^b mean (95% CI)	Incremental costs (95% CI)	Incremental QALYs (95% CI)
CUA at 52 weeks – all costs (NHS, private and institution-provided care)					
CBT-TF	99	1848.25 (1440.81, 2255.70)	0.75 (0.72, 0.78)		
GSH	97	1416.81 (1012.88, 1820.74)	0.71 (0.67, 0.75)	–431.45 (–1009.66, –146.77)	–0.04 (–0.09, 0.01)
Real-world analysis at 52-weeks – NHS costs (band 4/5 staff delivering GSH)					
CBT-TF	99	1667.28 (1342.80, 1991.77)	0.73 (0.69, 0.76)		
GSH	97	1096.31 (699.02, 1493.61)	0.68 (0.64, 0.72)	–570.97 (–1083.07, –58.86)	–0.04 (–0.10, 0.01)
Real-world analysis at 52 weeks – all costs (band 4/5 staff delivering GSH)					
CBT-TF	99	1629.36 (1222.12, 2036.60)	0.75 (0.71, 0.78)		
GSH	97	1165.40 (761.68, 1569.12)	0.71 (0.67, 0.74)	–463.95 (–1041.87, 113.96)	–0.04 (–0.09, 0.01)
CUA analysis at 16 weeks – NHS costs					
CBT-TF	99	1569.68 (1286.22, 1853.14)	0.20 (0.19, 0.21)		
GSH	97	972.73 (598.21, 1347.26)	0.19 (0.19, 0.20)	–596.95 (–1064.29, –129.60)	–0.01 (–0.02, 0.01)
CUA analysis at 16 weeks – all costs					
CBT-TF	99	1643.17 (1360.94, 1925.41)	0.21 (0.20, 0.21)		
GSH	97	1005.47 (707.94, 1303.01)	0.20 (0.19, 0.21)	–637.70 (–1049.28, –226.12)	0.00 (–0.01, 0.01)
Real-world analysis at 16 weeks – NHS costs					
CBT-TF	99	1344.42 (1063.03, 1625.81)	0.20 (0.19, 0.21)		
GSH	97	725.11 (379.33, 1070.90)	0.20 (0.19, 0.20)	–619.31 (–1064.97, –173.64)	–0.01 (–0.02, 0.01)
Real-world analysis at 16 weeks – all costs					
CBT-TF	99	1416.36 (1133.86, 1698.85)	0.21 (0.20, 0.21)		
GSH	97	754.63 (456.74, 1052.52)	0.20 (0.19, 0.21)	–661.73 (–1073.76, –249.71)	0.00 (–0.01, 0.01)

a Mean cost adjusted for site, baseline costs, age and time to event.

b Mean QALYs adjusted for site, baseline utility, age and time to event.

£447) in those with a degree or above, and also had a lower QALY loss, 0.03 (95% CI –0.11, 0.04) compared to 0.06 (95% CI –0.13, 0.00). People who started therapy more than 18 months after their traumatic event had greater cost savings in the GSH arm, £720 (95% CI £1267, £173) compared to £485 (95% CI £1246, £276), with less QALY loss, 0.03 (95% CI –0.10, 0.05) compared to 0.05 (95% CI –0.11, 0.02). People with severe pain or anxiety and depression had lower cost savings, £433 (95% CI £1157, £292) compared to £507 (95% CI £1143, £129), and with more health loss, 0.06 (95% CI –0.15, 0.04) and 0.02 (95% CI –0.07, 0.04) (see [Table 25](#)).

Scenario analysis

A scenario analysis was conducted assuming a proportion of patients receiving GSH relapse each year and going on to receive CBT-TF, with no relapses with CBT-TF. At a 9.5% annual probability of relapse over a 5-year period, GSH would no longer be cost saving, when all costs, therapy plus other healthcare costs, were considered. If only therapy costs were included, then GSH was no longer cost saving at an annual probability of relapse of 24.5% (see [Appendix 1, Table 43](#)). The secondary outcome of CAPS-5 score at 52 weeks showed a larger reduction for the CBT-TF group than in the GSH group, mean difference 3.2 (95% CI –∞, 6.0). As this narrowly failed to show NI, and the improved CAPS-5 scores were sustained in the GSH group, it would not imply potential for higher rates of relapse in the GSH group.

TABLE 25 Subgroup analysis

	N	Adjusted mean costs, ^a (£) mean (95% CI)	Adjusted QALYs, ^b mean (95% CI)	Incremental costs (95% CI)	Incremental QALYs (95% CI)
Subgroup analysis – age < 35 years – NHS costs					
CBT-TF	46	1716.07 (1243.42, 2188.73)	0.75 (0.70, 0.79)		
GSH	59	1328.13 (834.27, 1821.99)	0.71 (0.66, 0.76)	–387.94 (–1062.88, –286.99)	–0.04 (–0.10, 0.03)
Subgroup analysis – age ≥ 35 years – NHS costs					
CBT-TF	53	2049.85 (1632.58, 2467.12)	0.70 (0.66, 0.75)		
GSH	38	1296.02 (690.24, 1901.80)	0.65 (0.59, 0.71)	–753.83 (–1497.38, –10.28)	–0.05 (–0.12, 0.02)
Subgroup analysis – education less than degree					
CBT-TF	56	1984.55 (1609.33, 2359.77)	0.72 (0.67, 0.76)		
GSH	54	1165.45 (657.56, 1673.34)	0.68 (0.62, 0.74)	–819.10 (–1422.51, –215.69)	–0.03 (–0.11, 0.04)
Subgroup analysis – education degree and above					
CBT-TF	42	1742.08 (1227.51, 2256.64)	0.75 (0.70, 0.79)		
GSH	36	1448.80 (891.25, 2006.35)	0.68 (0.63, 0.73)	–293.27 (–1053.27, –446.73)	–0.06 (–0.13, 0.00)
Subgroup analysis – time from traumatic event – ≤ 18 months					
CBT-TF	55	1999.34 (1480.12, 2518.56)	0.73 (0.68, 0.78)		
GSH	56	1514.32 (930.72, 2097.92)	0.68 (0.63, 0.73)	–485.02 (–1246.02, –275.97)	–0.05 (–0.11, 0.02)
Subgroup analysis – time from traumatic event – > 18 months					
CBT-TF	44	1787.88 (1497.81, 2077.95)	0.71 (0.66, 0.76)		
GSH	41	1067.47 (620.33, 1514.62)	0.68 (0.63, 0.74)	–720.41 (–1267.33, –173.48)	–0.03 (–0.10, 0.05)
Subgroup analysis – comorbidities – baseline EQ-5D pain and anxiety and depression < 4					
CBT-TF	57	1885.69 (1465.72, 2305.66)	0.81 (0.77, 0.84)		
GSH	49	1378.52 (908.46, 1848.58)	0.79 (0.75, 0.83)	–507.17 (–1143.28, –128.94)	–0.02 (–0.07, 0.04)
Subgroup analysis – comorbidities – baseline EQ-5D pain and anxiety and depression 4 or more					
CBT-TF	42	1810.44 (1337.89, 2282.98)	0.62 (0.56, 0.68)		
GSH	48	1377.68 (802.93, 1952.44)	0.57 (0.49, 0.64)	–432.76 (–1157.21, –291.70)	–0.06 (–0.15, 0.04)

a Mean cost adjusted for site, baseline costs, age and time to event.
b Mean QALYs adjusted for site, baseline utility, age and time to event.

Budget impact analysis

The UK population in 2020 was 67.1 million [ONS. Source dataset: Population estimates time series dataset. 25 June 2021. ons.gov.uk (accessed 9 September 2021)]. Using the 2018 population projections, 78.85% of the UK population was 18 years and older (52.9 million).⁷¹ The incidence of PTSD was calculated as 4.4% of people who had experienced at least one traumatic event, $N = 730,768$.⁵⁰ Assuming that 10% of people diagnosed with PTSD are considered to be mild or moderate led to an incidence estimate of 73,077. Not all people diagnosed with PTSD will choose to participate in therapy, it has been assumed that 50% of those diagnosed would choose therapy.

The median NHS healthcare costs for available cases collected at baseline, 16 weeks and 52 weeks have been applied to represent other healthcare costs to reflect the positively skewed data. The resource use preceding baseline and the 52-week follow-up have been applied for equal lengths, with the resource use in the 3 months preceding baseline applied for 9 weeks in the GSH arm and 11 weeks in the CBT-TF arm

to reflect the average lengths of these therapies. The median cost of therapy for band 7 staff for CBT-TF (£754) and for band 4/5 staff for GSH (£165) is based on the expected delivery in practice. Extrapolated to the UK population, the estimated budget impact over a year is a saving of £12.3 million if GSH is introduced into the current NHS therapy options and 50% of eligible people chose GSH therapy (see [Table 26](#)). If only the costs of therapy are included, then the cost savings are reduced to £10.6 million. If the uptake is lower for GSH compared to face-to-face therapy, 25%, then the potential savings will also decrease to approximately £6.2 million. If the proportion of people diagnosed with mild and moderate PTSD is higher, 50%, then cost savings will increase, estimated at £61.6 million.

Summary

This chapter described in detail the methods and results of the HE evaluation undertaken as part of the RAPID trial. The GSH involved self-help materials through the website or app, with face-to-face sessions from a trained therapist. The median number of face-to-face sessions in the GSH arm was 5 (IQR 3–5), with additional check-in phone calls in between face-to-face sessions. The comparator, CBT-TF, involved face-to-face therapy only, with a median of 9 (IQR 6–12) sessions per participant. The cost of therapy was lower for the GSH arm, mean cost £277.31 (95% CI £253.27, £301.34), compared to £729.49 (95% CI £670.76, £788.22) in the CBT-TF arm. Other healthcare resource use was collected for primary, community and secondary care. All resource use was reported regardless of reason, to capture any increased use which may be indirectly related to PTSD. Medication costs were only collected at baseline, which is a limitation as there may have been changes in prescriptions related to PTSD. The healthcare resource use was similar in both arms at each time point with the main cost driver being the cost of therapy. This was to be expected given the trial population included mild to moderate PTSD with PTSD as their primary diagnosis.

The results suggest that use of GSH is cost saving compared to CBT-TF (–£572.55: 95% CI –£1080.14, –£64.96), but may be associated with poorer outcomes, given the small, non-statistically significant difference (–0.04: 95% CI –0.10, 0.01). Including private and other institution costs led to lower cost

TABLE 26 Estimated costs over 1 year associated with the introduction of GSH therapy into the NHS in the UK

	50% uptake GSH	Only therapy costs	25% uptake GSH	50% PTSD mild/moderate
Number of eligible people experiencing at least one traumatic event and diagnosed with mild/moderate PTSD	73,077	73,077	73,077	365,384
Uptake of any therapy estimate (%)	50	50	50	50
Number of eligible patients taking up therapy (N)	36,538	36,538	36,538	182,692
Uptake of GSH therapy estimate (%)	50	50	25	50
Annual cost of GSH therapy	£3,200,765	£3,200,765	£1,600,383	£16,003,825
Annual cost of CBT-TF therapy	£13,769,684	£13,769,684	£20,654,526	£68,848,420
Annual cost of NHS healthcare GSH	£15,892,453	£0	£7,946,227	£79,462,267
Annual cost of NHS healthcare CBT-TF	£17,639,179	£0	£26,458,769	£88,195,896
Net costs (£)	£50,502,081	£16,970,449	£56,659,904	£252,510,408
Only CBT-TF therapy	£62,817,726	£27,539,368	£61,914,862	£314,088,632
Budget impact	£12,315,645	£10,568,919	£6,157,822	£61,578,224

savings with GSH, -£431 (95% CI -£1010, -£147). Changing the staff delivering GSH to band 4/5 had little impact on the results, with cost savings of -£571 (95% CI -£1083, -£59). At 16 weeks the NHS cost savings increased, -£597 (95% CI -£1064, -£130), but there was still a small and not statistically significant health loss, 0.01 (95% CI -0.02, 0.01). Subgroup analysis attempted to consider which people may benefit more from each therapy; however, these analyses were based on small, underpowered samples and results should be interpreted with caution. These results reported greater cost savings in the GSH arm for people aged 35 years or older compared to people younger than 35 years, however, with a greater reduction in QALYs. People who recorded their level of education as less than degree level also had greater cost savings in GSH compared to those with a degree or above, and also had a lower QALY loss. People who started therapy more than 18 months after their traumatic event had greater cost savings in the GSH arm with less QALY loss. People with severe pain or anxiety and depression had lower cost savings, compared to people reporting no or mild or moderate pain, anxiety or depression at baseline, and with more health loss.

Self-help with support was found to be more cost-effective than CBT-TF in a recent evaluation of psychological treatments for PTSD, the QALY gain with self-help with support was 1.75 QALYs at a cost of £266, with CBT-TF the QALY gain was 1.74 but the cost of therapy was considerably higher, £1058. The population in this evaluation was adults presenting in primary care with clinically important PTSD symptoms and therefore may include people with more severe symptoms than the RAPID trial. The odds ratio of remission versus no treatment at treatment end point was 14.06 in the CBT-TF group compared to 13.98 in the self-help with support group.

The majority of participants in the RAPID trial were employed (60.7%) at baseline. Participants were not asked if they had to take time off work for face-to-face sessions, but as CBT-TF involves more sessions of longer length, then it is reasonable to assume that CBT-TF will require more time off work than GSH. As part of CBT-TF it was estimated that 75% of participants would have a site visit during a session, this is likely to increase time and costs as increased travel time is required. Therefore, a full societal perspective analysis including the costs of lost work and travel expenses would likely further emphasise the incremental cost savings of GSH compared to CBT-TF.

The reported NMBs from our analysis are presented to assist the decision-making process and are not an absolute statement on whether the intervention can be deemed cost-effective. There are no established willingness-to-pay thresholds for the cost-effectiveness in percentage reduction in CAPS-5, percentage reduction in IES-R or percentage reduction in WSAS score. Based on standard approaches to cost-utility analyses, and using a standard UK threshold, GSH is not a cost-effective option. However, cost-effectiveness analyses should be considered alongside other considerations, for instance budget impact and feasibility. A simple BIA was conducted which explores the potential impact on NHS budgets if the lower-cost GSH therapy is used. The results of the BIA demonstrated the potential cost savings if GSH was introduced could be £12.3 million in 1 year if 50% of eligible people chose GSH therapy. If only the costs of therapy and no other health and social care costs were included in the analysis, the savings would be £10.6 million in 1 year.

As this was a NI trial, it was not powered to detect a difference in the outcomes of two therapies, and this is seen in the CIs around the QALY loss (95% CI -0.10, 0.01) and the wide CIs in the NMB results (see [Table 23](#)). However, it is not appropriate to conduct a cost-minimisation analysis as this assumes there is no difference in the effects with no uncertainty.⁷² It is anticipated that GSH will be delivered by staff with lower-intensity therapy training, which may allow GSH to be offered more widely, releasing trained therapist time for other interventions. Some participants achieved better health with GSH, this may be due to convenience in accessing the therapy around other time commitments or preference for less face-to-face contact. Additionally, given the impact of COVID-19 on accessing health care, there is increased need for availability of interventions that reduce face-to-face contact. Understanding which participants achieve better health outcomes with GSH will aid provision of an optimal intervention mix for PTSD.⁷³

Chapter 5 Qualitative study

Introduction

The process evaluation examined acceptability and fidelity of two interventions from the perspective of RAPID participants and therapists. The perspectives of NHS commissioners and managers involved in commissioning and implementing psychological therapies, but not involved in the RAPID trial, nor in the development of the *Spring* intervention, were also explored. One member of the research team undertook data collection and led on analysis for patient and therapist interviews, and another member of the research team undertook data collection and led on analysis for NHS commissioner and manager interviews. This work was supported by a subgroup of trial members and members from the Cardiff University Traumatic Stress Research Group PTSD Public Advisory Group. Meetings were held to discuss topic guides, data themes and saturation as well as approaches to analysis. A framework approach was applied to the analysis of qualitative data for the process evaluation.

The process evaluation, informed by MRC guidance,⁷⁴ explored the contextual factors and mechanisms of change that may impact on the effectiveness and successful rollout of the intervention post-trial. In-depth qualitative data were collected from semistructured interviews with therapists and participants at two different time points within the trial, pre- and post-intervention delivery, and with NHS commissioners and managers between January and June 2020. In total 39 participants took part in interviews with 54 interviews completed in total.

The qualitative work undertaken aimed to describe the experience of receiving the GSH intervention from the patients' perspective, and the delivery from the therapists' perspective. Qualitative data were obtained from semistructured telephone interviews with a sample of therapists ($n = 10$) and patients ($n = 19$) across research sites. Qualitative data were also obtained by telephone ($n = 6$), in person ($n = 3$), and via videoconference ($n = 1$), from NHS commissioners and managers in confidential NHS settings. These data informed a process evaluation undertaken as part of the RAPID trial. Qualitative methods incorporated into trials and process evaluations capture the participant voice and are associated with the how and why of a phenomenon and focus on the experience of participants.^{75,76} The telephone interview method has the benefit of wide geographical reach with a lower cost than face-to-face interviews, which is an important cost consideration for trials and funders. A sense of comfort may come from the familiar surroundings for participants taking part in a telephone interview and anonymity with the loss of the visual. Verbal cues, language, patterns, pace and pauses are given attention as a way of managing the loss of visual clues. The data collection, management and approach to analysis are separated into three subsections, beginning with patient participants.

Patient participant sample

A purposeful approach to sampling was applied in the recruitment of patient participants for qualitative interviews. A qualitative researcher received notifications of potential patient participants following randomisation into the main trial. A sampling and recruitment participant workbook was developed in Microsoft Excel and contained preliminary information on (1) arm allocation, (2) age at randomisation, (3) gender, (4) ethnicity, (5) educational level, (6) nature of trauma, (7) trial site and (8) contact attempts and outcome for each participant considered for interview. Further information was gathered on (1) nature of the trauma through notes added to the trial participant database and (2) availability of both researcher and participant to complete a telephone interview before the commencement of intervention delivery. A maximum of three attempts were made to contact a participant to achieve an interview. Fifty-five trial participants included within the participant sample were approached for an interview with nineteen participants agreeing to take part.

Method of data collection

This qualitative component was designed using the principles of the Critical Appraisal Skills Programme (CASP) qualitative checklist, to ensure the quality of qualitative research (CASP 2018). Two interview topic guides were drafted for patients by the lead qualitative researcher and further developed with input from members of the trial management group with public and patient representation. The first interview with patients was undertaken post-randomisation and pre-treatment providing a timeframe of approximately 2 weeks within which to recruit and complete an interview prior to the receipt of any treatment. The first topic guide contained three broad categories exploring (1) trial processes, (2) patient context and (3) treatment. Questions were followed by probes as a means of opening up the topic being discussed. A document for recording field notes and details from the interview was prepared in advance and reflections completed at the end of each data collection.

Patients were approached for post-intervention interviews after their treatment in the trial had concluded and scheduled after a 16-week assessment as part of the broader trial. The topic guide for post-intervention interviews was developed to mirror the content of the first topic guide and followed the development process of the pre-intervention interview schedule. Questions and probes focused on the experience of the trial and treatments. For those patient participants who had completed a pre-intervention interview, field notes and the transcript from their first interview were reviewed for, and preparatory notes were made ahead of, their post-treatment interview. Details relating to (1) arm allocation, (2) allocation preference prior treatment, (3) nature of trauma, (4) pain associated with trauma, (5) medication, if any, (6) previous understanding, views and experience of PTSD and treatments and (7) any points of interest to re-visit from first interview were noted ahead of a second interview with patients.

Data management

Audio recordings of interviews (raw data) were collected on encrypted electronic recording devices. The audio files produced were copied on to the trial shared drive folder in accordance with the trial protocol and labelled with a unique participant identifier (PID). The recordings were deleted from the device following upload. Interviewer's field notes (reflective notes) were typed up as a Microsoft Word document and stored in the trial shared drive folder. Handwritten copies of interviewer's field notes were stored in a locked, secured cabinet in CTR.

A password-protected table in a Microsoft Excel document was used to record sampling, dates and outcomes from interviews. All word-processed data were uploaded to NVivo 12 (QSR International, Warrington, UK) qualitative coding software for management and analysis.

An external transcription company transcribed audio recordings which were transferred using an agreed secure procedure. Un-anonymised transcripts produced were returned and saved on the secure server. The anonymisation process involved removing personal identifiers such as name, date of birth, places of birth, etc. and replacing them with an anonymised descriptor. Qualitative data were checked for any errors in transcription or understanding, as part of the anonymisation. A further sweep was then undertaken to identify any errors, typos, missing data and sense making.

Data analysis

The data were analysed using framework analysis.⁷⁷ This systematic, five-stage method is increasingly being used in healthcare research⁸¹ and allows for a comparison of themes across time point, treatment centre and interviewee category (i.e. patient and therapist). The framework analytic approach was selected as it is a recognised transparent approach to analysis.

A framework approach can accommodate different data sources (interviews at different time points, clinical assessments and usage data for GSH participants), and diverse sampling (patient participants from across trial sites).

This five-stage method involves (1) familiarisation, (2) developing a thematic framework from the trial (protocol) objectives, interview questions and emerging themes, (3) indexing, (4) charting and (5)

mapping to search for interpretations. Agreement on anchor codes, subthemes and concepts were sought between members of the research team to ensure reliability. Commonly expressed themes as well as unusual cases were identified. A proportion of the data (~10–20%) was coded by three different team members to check on the reliability of the coding scheme. The qualitative process data collected were regularly reviewed for saturation and discussed within the team. It is recognised that the data collected are context-specific, providing a snapshot into a defined phenomenon or experience. Therefore, in identifying saturation, data were reviewed for density and ability to sufficiently answer the research questions.⁷⁹

The analysis framework was tested using data from two pre and two post-intervention interviews and a matrix summarising key themes was completed. This allowed for a review of the framework to see if the pre-defined anchor codes captured the data needed. This was presented to a small group of members of the Trial Management Group for discussion and feedback used to make refinements. A summary of key themes from indexing and charting into the framework was presented and discussed on two occasions with members from the trial PPI group and resulted in suggestions to aid interpretations and proposed variables to consider in further analysis.

Therapist participant sample

Therapists within the trial were asked to provide information to the qualitative researcher relating to their level of experience, current practice and experience of *Spring* along with demographic information; this was used to guide sampling from across regions. Nineteen trial therapists were approached after they had completed training for the interventions with ten therapists taking part in interviews.

Method of data collection and management

The topic guides for therapist interviews were developed following the same steps as patient interviews. The first topic guide contained four broad categories exploring (1) assessing PTSD, (2) usual care, (3) trial processes and (4) impressions of GSH intervention. Questions were followed by probes as a means of opening up the topic being discussed. A document for recording field notes and details from the interview was prepared in advance and reflections were completed at the end of each data collection. Therapists were approached for the second interview after they had finished delivering treatment in the trial. The data management procedures applied to patient participant interviews were also employed to therapist data.

Data analysis

The therapist data were also analysed using a framework approach and followed a similar process to the analysis of patient participant data. The analytic framework was tested using data from two pre and two post-intervention interviews and a matrix summarising key themes was completed. This allowed for a review of the framework to see if the pre-defined anchor codes captured the data needed. The framework was presented to a subgroup of members of the TMG for discussion and feedback used to make refinements.

NHS commissioners and managers participant sample

Interviewees with specific knowledge and experiences and a range of familiarity with internet-based interventions were purposively sampled, accounting for representation across genders, RAPID recruitment sites and NHS clinical leadership and management roles. Twelve eligible individuals from England, Scotland and Wales were invited and provided written informed consent to participate. Two were unable to progress due to unforeseen changes in their roles due to COVID-19.

Method of data collection

Demographic information was collected at interview, which followed a topic guide, developed with researchers and clinicians of the RAPID Trial Management Group, co-produced with individuals with lived experience of PTSD (Cardiff University's Traumatic Stress Research PTSD Public Advisory Group), and an independent NHS Consultant Clinical Psychologist. The semistructured interview was informal and included prompts to maintain conversational flow, to encourage individuals to introduce new topics as they saw fit, and to probe for further detail and views. Questions broadly invited discussion of the following topics: the participant's role, organisation and interventions they were involved with; their reflections on internet-based interventions; and their understanding of the barriers and facilitators to implementing such interventions.

Data management and analysis

Interviews were audio recorded and transcribed to produce orthographic verbal verbatim and field notes were written immediately after each interview to aid the preliminary analysis.

Data collection and analysis occurred in parallel, so that a constant comparison approach to exploring themes could be adopted. This allowed an extra check for sufficient data saturation,⁷⁸ in addition to our aim for sufficient information power via the recruitment of ten participants.⁸⁰ Saturation was monitored through the double-coding process and discussed between members of the research team.

Transcripts were prepared for analysis, assigning pseudonyms to participants and removing the names of others and their roles and institutions, to help preserve anonymity. Cleaned transcripts were imported into QSR NVivo 12 qualitative data analysis software (Q.I.P. Ltd., 2020, Denver, USA).

An inductive approach was chosen for analysis due to the theoretical flexibility, as well as the 'thick descriptions' afforded by the method (Braun and Clarke, 2006). The Framework Method was used to support the thematic analysis, which allows for an inductive approach and also provides a systematic model for managing and mapping data.⁸¹ Two researchers generated codes for 100% of the interviews, meeting regularly while coding, initially to develop the analytic framework, for example, as new codes were generated from further interviews. They met with other members of the research team at regular intervals to discuss codes and themes, to ensure clear understanding and interpretation and to be able to reconcile any inter-rater reliability discrepancies, though this was not required. The researchers applied the analytic framework when coding the remainder of the transcripts and finally populated the codes into a framework matrix. The matrix comprised rows based on participants and columns based on codes, with each cell therefore including verbatim quotes for the corresponding participant and code. Final interpretations were made with input from members of Cardiff University's Traumatic Stress Research Group PTSD Public Advisory Group.

Participant characteristics

The patient sample in the process evaluation reflected the trial population in terms of gender, ethnicity and age. The sample included patient participants from each trial site and represented a range of traumatic experiences as illustrated in [Table 27](#). Six males and 13 females participated; 17 pre-intervention and 10 post-intervention. Seven participants took part in both pre- and post-intervention (paired) interviews.

[Table 28](#) details the therapist participant sample. Ten therapists, sampled from each research site, participated in pre-intervention delivery interviews, six were female and four male. Seven of these therapists went on to complete a post-delivery interview, three male and four female. Most participant therapists had had low exposure and experience of the *Spring* application prior to the trial.

TABLE 27 Patient participant characteristics

PID	Pseudonym	Gender	Age	Ethnicity	Educational level	Trauma type	Arm
18	Mike	Male	51	White Irish	Other vocational/work-related qualification	Serious accident at work, home or during recreational activity	GSH
32	Rachel	Female	34	White	Degree level or above	Witness to death	CBT-TF
37	Matilda	Female	32	White	Other vocational/work-related qualification	Near-death experience	GSH
38	Katie	Female	32	White	2 + A levels	Witness to death	CBT-TF
39	Molly	Female	24	White	2 + A levels	Witness to death	CBT-TF
48	Sheila	Female	51	White British	2 + A levels	Personal injury	CBT-TF
51	Kay	Female	69	White British	Other vocational/work-related qualification	Life-threatening illness or injury	GSH
60	Terry	Male	52	Other ethnic background	Degree level or above	Transportation accident	CBT-TF
73	Ann	Female	60	White	5 + GCSEs	Other stressful experience	GSH
76	Ellen	Female	25	White	5 + GCSEs	Witness to death	GSH
98	Stuart	Male	53	White	Other vocational/work-related qualification	Transportation accident	GSH
100	Becky	Female	27	White	2 + A levels	Transportation accident	GSH
102	Ross	Male	40	White	Degree level or above	Personal injury	GSH
104	Miriam	Female	60	White	Other vocational/work-related qualification	Near-death experience	CBT-TF
108	Hugo	Male	58	White	1–4 GCSEs	Transportation accident	CBT-TF
112	Karen	Female	44	White	5 + GCSEs	Any other stressful event or experience	CBT-TF
114	Clare	Female	24	White other	Degree level or above	Sexual assault	GSH
182	Emma	Female	34	White	Degree level or above	Any other stressful experience or event	GSH
183	Luke	Male	31	White	5 + GCSEs	Transportation accident	GSH

The stakeholder sample included five males and five females. The group were mostly White British, with a mean age of 50.7, and with a degree level of education or over. Interview lengths ranged from 27 to 62 minutes, with a mean of 48.9. Six interviews were conducted prior to the COVID-19 UK National Lockdown commencing 23 March 2020, and four were conducted after (see [Table 29](#)).

Results

The results from the qualitative process evaluation add a narrative complementary to the quantitative components of the trial examining intervention effectiveness and fidelity. The qualitative results presented provide an overview of intervention implementation in the RAPID trial. There is a focus on

TABLE 28 Therapist participant characteristics

PID	Pseudonym	Gender	GSH familiarity	Research site
102	Christian	Male	Very high	Cardiff and Vale UHB
103	Laura	Female	Low	Cardiff and Vale UHB
106	Jenny	Female	Low	Cardiff and Vale UHB
107	William	Male	Low	Cardiff and Vale UHB
214	Erica	Female	Low	Coventry and Warwickshire
218	Annabel	Female	Low	Coventry and Warwickshire
309	Roy	Male	Low	Newham
423	Meg	Female	Low	NHS Lothian
424	Sophie	Female	Low	NHS Lothian
427	Gavin	Male	Low	NHS Lothian

TABLE 29 Commissioner and manager participant characteristics

Pseudonym	Gender	Age	Ethnic origin	Type of NHS role	Length of interview (minutes)	Interview conducted pre-/ post 23 March COVID-19 UK lockdown
Phil	Male	59	White British	Clinician Clinical service management	50	Pre
Tim	Male	44	White British	Clinical service management	57	Pre
Sue	Female	59	White British	Clinical service(s) strategic lead	56	Pre
Patrick	Male	51	White British	Clinical service management	57	Pre
Isla	Female	55	White British	Clinical service(s) strategic lead	43	Pre
Geoff	Male	53	White British	Clinical service management	47	Pre
Sarah	Female	49	White British	Clinician Clinical service(s) strategic lead	40	Post
Robert	Male	34	White Irish	Clinical service management	62	Post
Gwendolyn	Female	52	White British	Clinical service(s) strategic lead	27	Post
Rose	Female	51	White and Black African	Clinician Clinical service management	50	Post

how the intervention was delivered and how this was received, in order to explore the range of effects and functioning of the intervention as well as overall acceptability. Contextual factors external to the intervention are also included to further inform issues of implementation, delivery in real-world setting, future roll-out and sustainability.

Trial design and processes

The following results relate to the trial design and processes in RAPID. Acceptability was examined in interviews with patient and therapist participants and explored through their experience of recruitment, screening, consent and randomisation. [Table 30](#) provides an overview of the key themes identified in relation to each trial process component. [Appendix 2](#) provides additional supporting quotes for the themes identified.

TABLE 30 Summary of qualitative analysis findings

RAPID participants	RAPID therapists
THEME: BARRIERS/CHALLENGES TO ENGAGEMENT WITH 'SPRING' GSH	
Themes common across participant and therapist interviewees	
Difficulties fitting in homework	Participant lack of time and competing demands
Treatment too short and slow paced	Sessions felt too short
Technical difficulties	Technology challenges
Difficulties engaging with some programme components	Perception that participants were finding some programme components to be challenging
Limited support in therapy sessions	Limited therapeutic alliance
Language limitations	Participant literacy levels
Preference for face-to-face	Perception that participants preferred face-to-face
Themes unique to participant and therapist interviewees	
Concentration difficulties	Therapist unfamiliarity with intervention and modality
	Not knowing how long participants were spending on the programme
	Therapist concerns about exposure work conducted through GSH
	Challenge of participant complexities
	Less flexibility in intervention content
THEME: FACILITATORS/OPPORTUNITIES FOR ENGAGEMENT WITH 'SPRING' GSH	
Themes common across participants and therapist interviewees	
Positive and calming programme	
Good pace and length	Adequate treatment length
Supportive sessions with therapist	Therapeutic alliance could be established
Beneficial programme components	Positivity about programme components
Themes unique to participant and therapist interviewees	
Flexible treatment	
Technology worked well	
Empowering	
A good option for individuals who would rather not talk to someone over weekly sessions	Participant treatment preference and motivation to get better
	Liking the intervention helped therapists to encourage participant engagement
	Participant digital literacy
	Structured and containing
	Value to therapist of an alternative to face-to-face
	Supervision
continued	

TABLE 30 Summary of qualitative analysis findings (continued)

RAPID participants	RAPID therapists
THEME: TREATMENT OUTCOMES	
Feeling better	
Feeling like back to square one	
Better understanding of PTSD and its treatment	
Seeing more friends	
THEME: CONSIDERATIONS FOR THE FUTURE OF GSH for PTSD	
	Therapist preconceptions of GSH have been challenged
	Potential for GSH in widening access to psychological therapies
	'COVID-proof' intervention
	Intervention applicability
	Recommendations for sustainability

Consistency and clarity

The majority of patient participants report referral into the trial via a health professional such as a GP or mental health nurse. There was also evidence of referrals from mental health services and charities.

the doctor referred me to [service provision], a lady that I spoke to on the phone asked me if I would take part in it.

Sheila

There were varying recollections about the information received in relation to participant information sheets and content of conversations for recruitment into the trial; however, participants recalled initial engagement with members of the trial team, and the consistency of these reports demonstrate a standardised approach to recruitment that was acceptable to participants.

Oh, I've got a really bad memory so let me, erm, so, erm, I had, firstly a lady called me ... Erm, and she explained everything about the trial, she said that you have to be assessed to come onto the trial ... Erm, and she gave me a phone assessment, erm, she, and then she sent some things through to me to the post.

Rachel

Participants described contact with a number of health professionals or services in their search for treatment and it was also evident that some patients could be engaged with a number of agencies and healthcare professionals as a result of their trauma.

I think it came from [service provision], well initially I went to [OTHER SERVICE PROVISION] at work ... And then they put me on to [service provision] and I think that's where this came from ... it was all a blur, I think they gave me um a leaflet.

Stuart

Overall, participants understood the information they received about the trial and further clarification was gained through interactions with trial staff undertaking screening and consent.

Erm, and then after that I can't remember his name, but erm a man from the study called me and explained a bit about the study and then did an initial assessment I think, over the phone. Err and then after that I received a pamphlet and some information in the mail.

Clare

There was one isolated case where a participant indicated that the information provided at recruitment may have been lacking:

Erm yeah, I mean I don't mean to say vague in a negative way ... but just erm, it was just erm it didn't fully explain the, the sort of study erm but I didn't expect it to at that point anyway erm but yeah.!

Molly

Consistency of both approach and messaging in recruitment can help support participants in making an informed decision about their participation in a trial. Early contact between research team members and participants is also important, helping shape initial engagement and creating opportunities to provide further clarification for participants. The varying and sometimes limited recall from participants about the information they received and the process of giving consent could be attributed to difficulties with memory associated with their PTSD, but also as a result of engagement with other services in seeking support. However, motivations for taking part are also a contributing factor potentially influencing how much attention participants paid to the recruitment information and consenting and reported in further detail below.

Volume, intensity and impact

There were a variety of experiences reported about the screening process, with a predominant theme relating to the volume of the screening tools and the time taken to complete baseline assessments.

Sorry, when [rater] was running through all of the questionnaires with me, I was finding it not hard, but it would've taken us a lot longer. There was a lot of questions. About me as a person to answer on the, on her laptop. It did seem a lot of things, I think, that people would struggle with.

Mike

Participants were challenged when they felt that responses and scales represented on a screening tool did not fit their situation.

And to actually fill in a box that wasn't quite me left me feeling a, erm, distraught when I came out.

Kay

Miriam, reflected on how a lack of understanding about the use and purpose of the questions asked as part of the screening could put people off, 'It could because I felt like saying, what you know, hang on a minute, what, what's that got to do with my accident?'

There was a recognition among participants that screening and baseline assessments can be challenging for people experiencing PTSD, given their recent trauma and associated symptoms. However, participants indicated that they were supported by recruitment staff.

And you have to and she's very sensitive to then, her questions afterwards, it's not just like, oh I'm reading questions off a list ... And, erm, really just taking down, she understand that you know, you have something that's really, you know, hurt your heart. So she was really, she was really good.

Rachel

Of interest was a connection drawn by a few participants between the experience of assessments having an influence on what participants might expect going forward in the trial. They talked about how the experience of how the screening tools and process may negatively influence perceptions of what the interventions might involve, such as answering lots of questionnaires and inputting them into a computer.

that [completing baseline assessments] could flavour how people think that the online training's going to go. Um, as in that is essentially an online form, and is it going to be just along these lines where I just sit there and click boxes?

Ross

However, some participants acknowledged that the screening tools and measures were a necessary and an important part of the trial design.

Because I think you need to know where you are to begin with to see how far you've come, you know in a few month's time ... That would be a bit ... you know if anything has worked or not ... But I do think it is all relevant because there's no use putting somebody through a programme if it's not really going to be as much help.

Ann

In exploring the acceptability of recruitment and screening in the RAPID study, the results from the process evaluation data demonstrate an overall acceptability of the processes, but also highlight the potential burden of screening processes on participants in completing baseline assessments. In RAPID, some participants expressed feeling distressed during assessments and having an emotional impact after. This was not always reported as a negative experience though, and was acknowledged as having some cathartic qualities. In supporting the recruitment of patients experiencing PTSD, participants in RAPID acknowledged the professionalism and sensitivity of recruiters and valued contact with team recruiters and seeking clarification about taking part.

To explore the acceptability of providing consent, patient participants were asked what they remembered and invited to share their thoughts or concerns they may have had at the time. Two focal themes were identified: (1) confidentiality and reservations and (2) motivations for taking part. The process data confirms that, overall, participants found the consent process acceptable, reporting it as clear, understandable and easy.

Erm yeah it was, it was fine they talked me through all of the paperwork and everything and erm I understood everything that I was signing up to.

Molly

Confidentiality and reservations

In exploring concerns about taking part in the trial, participants paid attention to the confidentiality of their information and data.

Well I knew it was going to be kept like, er, not quiet, how would you say it, like, erm, I was, my identity was going to be protected.

Rachel

Participants also voiced reservations about the interventions being offered in the trial. This included thoughts about the ability to engage in GSH, treatment length and effectiveness. These themes are developed and reported further on in relation to intervention implementation and delivery, facilitators and barriers.

Motivations for taking part

Four themes were identified in relation to participant motivations for taking part: (1) the need for help, (2) quicker access to treatment, (3) to help others and (4) help improve services. The severity of symptoms and impact on quality of life was evident within the process data and it is natural to think that the need for help is an instinctive motivation for taking part. As Mike illustrates, 'Um, I did. I, I really needed to talk to someone ... at the end of the day I just, I just want to get better'.

So it's what motivated me to take part was that I could, I realised that I was just getting worse and worse.
Sheila

Patient participants acknowledged challenges in accessing treatment and long waiting times within the NHS, and that taking part in the trial would result in quicker access to treatment.

Erm, well initially because I was at my worst stages then that, erm, my initial thoughts was anything that would speed up my treatment.

Kay

Participants expressed altruistic views in that by taking part they are able to help others and as Becky expressed, 'yeah I mean if I can help other people by taking part in it ...'. This help for others also extended to the research team and those working to find new treatments.

I just wanted to help somebody else out and obviously like, if, if it's a big thing that people want to learn more about, so

Katie

Alongside the theme of helping others, participants made connections between taking part in the trial and the potential benefit and improvements to services as a result of their contribution.

It, this is trying to help the NHS as well innit you know ... Cos of the list, to get on the waiting list, it's horrendous isn't it.

Miriam

Hugo expressed a social responsibility to take part in trials and stated, 'Like I said to you, to me it's like giving, err organ donation'. This is further illuminated in the quote below.

You know I went with my gut instinct because everything felt really good about it and I ... and it's only like giving blood or leaving your organs if something happens to you. To me it's doing some good. You know even community or at your establishment, if it's helping you, it's not costing me nothing.

Hugo

Understanding participant motivations can help inform recruitment in future trials, and also illuminate factors that may impact on future roll-out and engagement. It could be surmised that patients in need and wanting access to treatment for PTSD could be receptive to engage in a treatment such as GSH in their desire for help in a timely fashion.

Preference and expectations

A key component of the RAPID trial design is randomisation, and this was explored with both patients and therapists. We focused on interviewees' descriptions and reflections to explore the acceptability of randomisation within the trial. The process data demonstrate that, in principle, randomisation is acceptable to both patients and therapists.

Patient participants overall demonstrated an understanding of randomisation within the trial.

Er, well, he kind of explained to me that one was through conventional means, and I presume by that he was talking about CBT, um, and one was through self help, and well, guided um, online um, approach, um, and you would fall into one of the two camps, er, obviously randomly selected to see which you went into.

Ross

Patient participants also expressed an openness to receiving either of the treatments being offered.

So whichever one I was offered I would commit to.

Kay

In participants' openness to randomisation and potentially receiving a new treatment, there is an implied trust in the research team and their professionalism and that any treatment offered could help.

I just thought I'd leave it to you, to be honest, they're the experts, they know what they're doing, I'm happy with whatever they put me, put me forward to, to be honest.

Katie

Even though participants indicated an openness to receive either intervention, overall, there was a preference for CBT-TF.

I mean when you've just got the Therapist is, is best for what I would like. But the, the other one, I'm, I'm okay with.

Stuart

The preference for CBT-TF expressed by participants highlighted that face-to-face contact and having human interaction was an important aspect of treatment for them.

Erm I understand the need to, to sort of assess the success of both erm, personally for me I think the, the face to face element of, of erm the therapy would be more beneficial, but I understand the need to sort of get it a bit more automated so that it can be more accessible.

Molly

It is possible that the need for treatment is a factor shaping the acceptability of the treatments available through the trial.

For therapists interviewed, there was an understanding of the trial design and processes and that patients would be randomised to receive one of two interventions which they had been trained to deliver. Although therapists were not involved directly in allocation, they were in a position of informing and confirming to participants which treatment they were going to receive.

So I, I would say to my participants, um, yeah I've, I've, you've been err referred to me as your Therapist on the trial um, you've been allocated to whichever arm, and, and then I'd just follow that up with, was you hoping to get this arm? Or, or you know, did you have a preference? Or are you disappointed?

Christian

This process resulted in mixed feelings for therapists and how they described managing patient expectation and preferred treatment option, and as Christian commented that, 'some people were disappointed'. Therapists also reflected on the suitability and appropriateness of an allocation for some patients – they considered they may have benefited in the alternative arm option if not under trial conditions.

Um, so all my cases were along that, the guided ... for guided self help. And half of them were ... weren't suitable either. I felt like they were shoehorning er, people into the ... the intervention, and primarily because I felt you know ... and I got emails just to say that I was sharing a concern about the ... certain things that were getting missed for example was, one off trauma, there's people that had other traumas, that were clearly going to impact the past on that one off trauma.

Gavin

Recommendations

- Less intensive screening process; consider reducing the number of measures or the option to spread over more than one sitting; being considerate of the potential impact for patients with PTSD.
- Actively seek to provide clarification to participants at each contact point during recruitment to provide further clarification; this includes the use and purpose of measures.
- Provide a summary of the nature of the trauma for patients allocated to therapists ahead of first contact and commencing treatment; preparedness of therapists.

Intervention delivery and acceptability

Acceptability of the interventions was explored in interviewees' descriptions and experiences of delivery and receipt of treatment. We examined anticipatory notions about treatment and participant expectations. We focused on the barriers and facilitators highlighted by participants and appraised intervention activities and outcomes reported by both patient and therapist participant groups as a way of probing mechanisms.

We explored with patient participants the prospect of receiving either GSH to CBT-TF and a theme emerged around uncertainty and not knowing what to expect. Patient participants expressed their uncertainty about what might be involved in either of the treatments. Mike stated of GSH, 'I haven't got a clue', and Kay responded, 'I can't visualise the online therapy'. Similar uncertainty was expressed about what might be involved in the CBT-TF treatment.

I don't know, I think, I don't, I honestly have no idea, cos I've never been on, done anything like this before.

Miriam

Others who did articulate their thoughts about what the treatments might look like expressed an uncertainty in terms of the role of the therapist and application of the technology.

I am not sure what the therapist's role is, do you speak to a therapist directly through the computer or is it a, or do they observe?

Ellen

Therapist views of GSH pre-delivery were less favourable than for TF-CBT, with some hesitancy around a new model and mode for treating PTSD. However, through experience of intervention delivery, preconceptions of therapists changed.

Facilitators

Participant narratives revealed numerous facilitators and demonstrated an acceptability of the interventions. They accentuated factors that are important to participants and the engagement in psychological interventions and treatment such as *Spring* and TF-CBT. The process data presented provide evidence in support of GSH and overall acceptability of the intervention. It is, however, acknowledged that some participants did not find the GSH intervention acceptable, and their views are presented within the barriers theme that follows.

Data were themed around (1) accessibility, (2) therapeutic relationships, (3) structure and format, (4) pace and length, (5) use of technology, (6) effects and outcomes and (7) contextual factors.

Accessibility

GSH was seen as an accessible mode of treatment for some patients. The ability to engage in treatment from home and at a time that suits them fitting around other commitments and accommodating personal circumstances was seen as a positive aspect to the GSH approach. Ellen commented that, 'When you go to an appointment you usually have to put aside like two/three hours. But it was with a phone call, you can do the phone call and then carry on with your day'.

Erm, it, it sort of, it, it, I mean luckily it fit in around work as well, so I'd gone back to work at the time.

Stuart

The balance of therapeutic input in GSH was also seen as positive in providing participants space and time to engage in *Spring* and perceived as less intense than weekly appointments.

I realise that you have, you, you, you have to use it every day, it was nice to just do half an hour every day.

Luke

The balance of contact with therapists through check-in sessions were described as reassuring and helpful to participants.

Erm, so that sort of happened I think it was every two weeks and, erm, in between my, er, clinician was very good at keeping in touch by phone so we have phone consultations or check in by email which was also very helpful.

Emma

The flexibility of the treatment to fit around individual circumstances was highly valued and evidenced in the recurring positive narrative from some of the participants. Therapists noted the benefits of a flexible mode of delivery as Meg reflected, 'the fact that people could do this in their own time, um, and in their own way, I think that probably made a difference'.

There was a lot more flexibility with the guided self-help.

Jenny

The benefits associated with the flexible format of GSH also extend to therapists as Christian remarked further, 'Yes, yeah it's helpful for them and me as well'.

Therapeutic relationship

Both patients and therapists acknowledged the importance of the therapeutic relationship in the delivery and receipt of psychological interventions. Those patients reporting positively of GSH valued the support provided by their therapist.

As far as the course went, yeah, it were, and [therapist] who, who was me contact she was very good.

Stuart

There was a positivity expressed about therapists, and patients highlighted the benefits they felt as a result.

He was brilliant, err he made me feel comfortable ... he really made me you know, open up and really get into, err the accident you know

Luke

Sheila who received TF-CBT commented of her therapist, 'I had a connection with him yeah because he was just, erm he was just nice the way that he ... and if there was something I didn't understand which was quite a lot of stuff I didn't understand, then he was explaining it to me until I did understand'.

Therapists also reflected on the relationship with patients within GSH. Their thoughts centred around building rapport and the therapeutic relationship. Of interest is that the face-to-face contact and interaction remains an important aspect for developing these relationships.

Um, and I don't know how you get rapport ... I don't know the theories you use in such a thing as rapport when you're just emailing backwards and forwards; I don't know ... Um, I ... I think the reason why it worked was because we did have that contact.

Meg

The first face-to-face appointment in GSH not only provides an opportunity to begin building rapport, but also an opportunity to demonstrate how patients can access *Spring* and make best use of the programme.

Programme structure and format

In exploring the delivery and receipt of GSH, we examined interviewees' narrative about the *Spring* programme, its structure and format. We reviewed the steps and hypothesised outcomes identified in the logic model for GSH identified to help gain a better understanding of what worked and what did not. Patient participants provided description about the treatment that they had received. In recalling the various components of *Spring* that they found helpful they highlighted a value in the grounding activities and exposure to narrative writing.

Erm, what I found helpful with [trial therapist] is that I was ... erm the one thing I really got stuck on with the self-help was writing what had happened.

Ellen

It, it's got some very good grounding stuff on there.

Stuart

Luke was another patient participant who found the grounding tools to be beneficial, as he highlights here, 'I would just log on um and ... did err breathing exercises and stuff like that, so if ever I felt anxious about it I would log on ... it was a comfort for me ... just really brought me back down to, to a level that was, right, you know ... I wouldn't say I felt happy, but I felt grounded'. He also found the narrative writing exercise to be particularly beneficial for him.

I'd say that the, the most useful was the actual err, reading back of the event ... the explanation of what happened that day ... My thoughts, what I saw that day err and really brought everything back ... Just reading over it every time ... I kept adding and adding, and eventually I had quite a long paragraph, well a long story of what had happened that day

Luke

Although patient participants acknowledged that aspects of the intervention and programme activities were challenging, they still inferred an acceptability and reported positively about the intervention overall, and as Kay stated, 'I think the programme was fantastic'.

Erm, well I mean it was, it was really interesting and I think a lot of it was really, really useful ... I liked that erm, the whole like self you know learning thing, self-therapy I thought it was really good and you know, quite a lot of the time going through it I thought oh okay, yeah that makes sense, yeah that's how I feel and okay yeah.

Becky

Therapists also reflected on components of the *Spring* programme they found to be helpful in the delivery of the GSH intervention. As with patient participants, therapists highlighted a value in the grounding activities and trauma narrative writing components of the programme.

the anxiety and the grounding stuff ... they're really kind of well explained and people sort of tended to, when you rang them, they were like, oh yeah, it all made sense and yeah no problems with it

Annabel

Jenny also noted, 'I think they liked the, erm, grounding techniques'.

In reflecting on the trauma narrative writing exercise, therapists highlighted the importance of this step within the intervention and component within the *Spring* application.

so I'm very keen ... That people do step five, so you know, writing the narrative down ... Um in terms of reading it for about half an hour or more a day, every day, until people habituate.

Christian

Gavin also acknowledged the importance of the narrative writing, 'there were steps, now step four is reclaiming my life, and then step five is the narrative. And I always remember that, obviously it's an important part of the whole thing ...'. Annabel reflected how the narrative writing can be challenging for patients, but also intimated a potential benefit for patients engaging in this component of treatment, 'being able to, er, sort of break the whole situation down and I think facing it, facing the actual memory in itself, because often people are avoided it and staying away from it ... So I think the feedback usually from those sessions is that at, that the time of doing it, it's extremely difficult, erm, but then they've, they take a lot from that part'.

The positive reflections from therapists not only illustrate an appreciation of the various programme components, but they also highlight the value from the behavioural and cognitive tasks and exercises.

Um, or if I felt, as I said, about step six, and the cognitive therapy element, if I didn't think that was that important for that patient, I would you know, spend less time on that, and, and major on step five probably or, or something else that I thought was important.

Christian

Some therapists reflected on the benefit provided by the psychoeducational aspects of the programme as well as the consistent messaging across the platform, and as Gavin noted, 'There was, other than the classic oh, I thought that this only happened to soldiers ... I can't remember if it's four or five, examples of people's stories, I think it's four isn't it? ... then understanding ... it's actually PTSD they had ... that's a little ... little light bulb, urm, moment for them ... I imagine'.

the message was so consistent ... I then remember thinking, gosh ... work with people will never be as consistent as ... I think that probably surprised me ... I think having that basic education at the start is really important

Meg

Laura also referred to the blueprint exercise at the end of the programme being of help, 'I think that was really good was the blue print at the end, it was really helpful 'cause again they had something to take away and it was as really good summary and frame for the therapy and a really helpful way of ending ...'.

Pace and length of treatment

Although there were mixed reports about the pace and length of treatment, an acceptability was inferred in some patient narratives.

Um I think it was just, just perfect for me ... Um I had, I, I, on that last time that I went to see my Counsellor, he said "This is the last session", and I ... I walked into err, it was just before COVID actually, before, we, we, we went into lockdown and everything you know ... It was, I was lucky I got that ... That

was my last session you know, because I can imagine, it's all kind of gone, I've gone off the road, but yeah it was perfect, it was perfect timing for me, I felt, I felt great.

Luke

Emma remarked on the length of treatment, 'Erm, er, I think for me it was, it was right ...' Ellen also commented positively in relation to the pace and length of treatment, 'I think it was just right ... I think it was the perfect balance to be honest'.

Similarly, therapists indicated an overall acceptability in relation to the pace and length of the GSH intervention. Laura stated that, '*It seems okay*'. Jenny said, '*Erm, generally I thought that was fine*'.

Meg reflected on her assumption prior to delivery of GSH that the length of treatment might not be sufficient. 'Well, I thought that was ... that would make a difference ... because it was different. And I remember thinking that ... that felt like that would be quite short. But actually, I think it was completely adequate'. She then went on to remark on the length of treatment, 'it's not too long, it's not too onerous ...'.

William also noted that the length of treatment was acceptable, but he also went on to suggest a 'tweak' to the intervention in relation to the face-to-face component.

Erm, yeah it was probably adequate for the guided self-help, but, erm, if it could be tweaked in any way I would say a bit more face-to-face contact before jumping into it, perhaps.

Christian reflected on administering GSH and managing time, highlighting the skills needed by therapists to deliver the treatment within the timeframe specified. 'So you know, you need to be organised, you need to be pretty structured and good at containing patients'. In talking about the pace of delivery in GSH, Christian raises an important point for implementation and roll-out.

Effects and outcomes

Patient participants provided reflections about the treatment they received revealing a mixture of outcomes. For some, they reported on the positive effects experienced and outcomes attributed to their treatment. These reports focused primarily on an increased understanding of PTSD, symptoms and management.

But I've got a better understanding why I feel like I do now.

Mike

This new insight for some not only revealed an awareness of how a trauma can affect anyone, but also informed their understanding of why they were feeling this way.

my understanding of it [PTSD] has certainly, you know broadened and deepened because I now understand, you know, what I was experiencing was, was in that group of, of mental health conditions as well ... that it was actually, er, erm, a, a medical, clinical, physiological change in, in my brain ... That explained the change in how I was feeling and so, yeah, there was a degree of validation, definitely.

Emma

Treatment satisfaction and acceptability were also indicated in patient's reports of feeling better, improvement in symptoms and impact on relationships with family and friends.

I was sleeping better ... I was, I was having less flashbacks so ... massively in a better place yeah, massively

Luke

I just didn't wanna be around anyone cos I felt angry all the time for no reason and I didn't wanna put that on anybody else but it kinda helped me realise that it's normal and I can stop being angry. I can realise that I'm being angry but other than just sitting there feeling it, I can tell myself you're being angry, there's no need to be and you know, and then I can be around people more and I did then start making more of an effort to see my friends again.

Becky

The benefits and outcomes highlighted by patients also included the empowering nature of the GSH intervention and the tools that help manage symptoms and change thoughts and behaviours.

Erm, being able to calm myself from erm ... if I'm having a bit of a flashback or something, being able to bring myself down and put myself in positive placement and breathing ... That helped me massively.

Ellen

erm, well I realised that I was doing some things that I hadn't realised I was doing and that some things were affecting me and I hadn't even realised or I was you know, I think I definitely changed my behaviours towards certain things because I realised that I was making myself worse and that I didn't need to do certain things and you know using a lot of the techniques and stuff to help me you know, relax and stuff.

Becky

Of interest are the similarities in reporting of patient participants following receipt of the CBT-TF intervention. They also highlighted an increased understanding about their PTSD and valued the in vivo exposure work.

No, I was ... when I was talking to [trial therapist], you might know about this, I don't know, you know vivo exposure, [trial therapist] was telling me about that ... You know when you go back to the place where the trauma occurred and erm overcome it.

Sheila

Use of technology

Both patient participants and therapists reflected on the use of technology in the delivery and receipt of the GSH intervention. As acknowledged above, some patient participants identified particular components of the *Spring* programme as beneficial. They also talked about the use and interaction with the technology used as part of the GSH intervention. Some patient participants highlighted the usefulness of using the app and how they were using it.

Erm, yeah, so I, I, I, I used the app a lot ... I still, I still am using it ... Just for the relax, er, techniques ... It, it's got some very good grounding stuff on there

Stuart

Although some technological issues were reported by some patient interviewees, there was an indication that the use of technology was acceptable, and as Becky highlights, 'it worked really well ... I think it was all quite, quite user friendly ... it seemed well structured'. Kay also went on to say about using *Spring*, 'I think the programme was fantastic'.

I had my username and password given to me and I could do my on my laptop at home. I had no issues with it at all.

Ellen

Just like the patients, some therapists also reflected on the usefulness of the app.

... I had it on my phone, you had it as an app ... Um, it took some negotiating to begin with, to learn how to use it, um, and to learn how to get into it from the ... wherever ... and then to learn how to do all that. But, once you'd got it, it was fine.

Meg

Jenny commented, '... a lot of people were kind of doing it on their phone which, although it's handy having it on the phone, you know, I think it was more helpful if they had it on the computer and the phone'.

Some therapists also reflected on the ease of use of the programme.

Erm, it got easier with, erm, each participant that I went through it with, erm, but the programme itself was so well designed, erm, that, erm, yeah, you know, it didn't really require much heavy lifting from me.

William

Meg reflected on how the ease of use for patients might encourage engagement going forward.

I wonder ... I wonder if the first ... You know, if you can get somebody to get through the first couple of steps ... then they ... they become ... Once they've done that, they're more engaged in the process. And if they get benefit from that, and it feels like an easy process, I wonder if they stay in more? I mean, for me, there is no doubt about the reason why it worked.

Meg

Some therapists interviewed elaborated further on the acceptability of the technology. They reflected on how this mode of delivery may be more accessible to more digitally literate patients and some highlighted how this approach could be a facilitator for younger patients.

I think it's generational, I think they're used to properly engaging with IT material, you know, like, you know, some young people can spend all day on computers can't they and they're virtual world friendships. They're used to emotionally engaging with IT material.

Laura

Contextual factors

Thoughts and opinions about both GSH and TF-CBT were sought ahead of intervention delivery and examined for contextual factors external to the trial that may impact on the implementation. The process data reveal anticipatory thoughts and views that are pertinent to the reach and delivery of psychological interventions and important considerations for the roll-out of a new treatment.

The majority of patient participants interviewed expressed an openness towards talking therapies with some reporting previous engagement in interventions or services. Interviewees articulated their views on therapies around three main themes: one-to-one nature of support and how talking helps, therapist qualities and patient characteristics.

Like it helps to just talk to somebody.

Matilda

Patient participants identified with the format of talking to someone face-to-face and highlighted the need for someone impartial to talk with and not wanting to burden family members.

... as much as you have people to talk to you that you know you don't want to burden them or ... bring them down with you, but with someone who is impartial you can go there and have a rant and go home.

Ellen

Patient participant narratives revealed assumptions and expectations associated with therapies. They associate a professionalism with therapists, indicating an expertise and expected standard associated with talking therapies.

Definitely, 'cause, definitely I do think that, I think as well talking to somebody who knows what they're on about as well.

Katie

Interviewees identified with a professional who can listen and guide. They also highlighted the need for a professional with expertise and understanding.

Erm, I don't know. It's nice to speak to someone that's not a friend or a relative ... my feeling you know you can speak to someone, you can say anything you like to them ... erm, and they're not gonna judge you for it

Karen

Interviewees indicate an acceptability towards talking therapies in providing a safe space to talk about feelings in confidence and it is this that is seen as helpful.

Reflecting on the type of people who could benefit from treatment, patient participants suggested the characteristics necessary. Some interviewees talked about a 'readiness' for treatment as well as patients needing a level of motivation to engage in therapy.

I'm ready as well, you know 'cause some people aren't ready, they're not ready to say goodbye or, or to change their ways you know.

Katie

I accept that not everything works for everyone, but you've got to try it, at least, for it to work, or potentially work.

Ross

Some therapists also reflected on the type of person that might be suitable for the GSH intervention and the motivation needed to engage in treatment. Christian commented, 'I think it's true for, for all patients, who receive psychological therapies ... those that are keen to access treatment and you know, want to do anything that can, that will hopefully get better and, and do homework, as directed ... usually do well ...'.

I think, erm, perhaps people who, you know, don't have complex backgrounds, have had a single event trauma and, erm, you know, haven't lost a person as a result of that trauma.

Jenny

There was an element of scepticism expressed by some patient participants about talking therapies as well as some uncertainty about the therapeutic process.

Err, maybe I'm a bit cynical about people that just go and see [a counsellor] ... especially when you look at American films everybody's got a therapist haven't they?

Hugo

Although there was some recognition of a growing awareness of mental health within the broader population, some patient participants highlighted a stigma associated with mental health and PTSD being associated with 'other people'. These views may also be a factor likely to inform views on talking therapies and acceptability of therapeutic interventions.

Barriers

Interviewees' narratives revealed some barriers associated with the delivery and receipt of the *Spring* programme and GSH intervention. Like the facilitators, they draw attention to the factors that are important for the engagement in psychological interventions and treatment such as *Spring* and TF-CBT. The process data presented revealed that the GSH intervention was not acceptable in some cases and provide contrasting evidence to the facilitators reported and are also themed around (1) accessibility, (2) therapeutic relationships, (3) structure and format, (4) pace and length, (5) effects and outcomes and (6) contextual factors.

Accessibility

In contrast to the accessibility reported as facilitators, the approach of the GSH intervention combining computer-mediated self-direction with therapist contact was also indicated as a barrier. Ellen commented, 'if you've got an appointment with the therapist you're more inclined to turn up than maybe turn on the computer'.

That ironically in my situation perhaps would have been a lot easier because I could have dedicated, you know, two hours of childcare in order to allow me to do that ... Whereas factoring in something that was self-driven myself, at home when I had a new born and when I suffering from trauma was very difficult to do.

Emma

Therapeutic relationship

For both patient participants and therapists, the face-to-face nature of therapy and contact with a therapist was highlighted as an important factor and facilitator; however, the preference of patients for face-to-face treatment might be considered as a barrier for engagement in a GSH intervention and approach.

Erm, but I'm just ... I feel like it would be easier to, erm like explore issues more if you were just talking to somebody rather than, erm some online, erm thing.

Clare

Christian also reflected on patients' preference for face-to-face and stated in relation to the GSH intervention, '... people that were disappointed, that wanted face-to-face ... you know, I think people vote with their feet ...'.

Clare felt that face-to-face contact with a therapist could help facilitate communication, 'Erm, but I'm just ... I feel like it would be easier to, erm like explore issues more if you were just talking to somebody rather than, erm some online, erm thing'.

Although the majority of patients receiving GSH reported a positive relationship with their therapist, this was not expressed by some and as Becky illustrates, '... it wasn't very personal ...' and went on to explain further, '... the lady I saw I didn't have that connection so yeah, you know ... the majority of it being at home you know on your own sorta thing but I thought there would be a bit more of an element of support there off somebody'.

As reported earlier in relation to the acceptability of delivering the GSH intervention, overall therapists indicated that therapeutic alliance with patients was achievable. However, some therapists reflected on the impact GSH can have on the relationship and how the GSH approach might be perceived as lesser or inferior.

Yeah, it did, erm, and I noticed that I had, erm, obviously a much stronger therapeutic alliance with the patients I was doing the face-to-face sessions with as compared to the guided self-help.

William

Structure and format

Interviewees highlighted components of GSH structure and format that they found to be helpful, but also acknowledged challenges in engaging with some elements. For patient participants, there was some criticism of the sample trauma accounts that highlighted authenticity, relevance and impact of this part of *Spring*.

what I found with the case studies ... I just found that none of them related to what I went through ... And I couldn't really relate with them or empathise

Ellen

Patient participants acknowledged some challenges with other *Spring* components including the challenging thoughts and pie chart activities.

I think there was a, like a pie chart thing that said how much of the responsibility over the incident erm, do you attribute to yourself ... Erm and there wasn't an option saying I don't attribute any of it to myself ... because you know, I couldn't have helped what happened to me ... So I know, I know it wasn't my fault and I kind of felt that I had to put that it was partially my fault, I think that, that was something, that was the only thing that I found going through it that I thought I don't like that

Becky

Therapists interviewed also reflected on components of the *Spring* programme and some highlighted reservations and potential limitations in relation to the structure and content of the GSH programme. Jenny noted in relation to the trauma writing activity, '... it probably is the most difficult part of the programme'. Some therapists also drew comparisons between GSH and TF-CBT and acknowledged the challenges of facilitating exposure work within the format of the GSH intervention. William noted the benefits that can be gained from working with patients in vivo and exposure to work 'out of the office' but also stated, 'we couldn't do anything with that with the guided self-help package'. Jenny also noted, 'I guess with the guided self-help it's a little more like, okay you're going to go off and do this thing on your own'.

I think you've got ways to respond in CT [Cognitive Therapy] that would be informed by the formulation, and you can ... you can use or not use those ... ways of dealing with it. Whereas, in the guided self-help, you just have to go through the steps, regardless.

Meg

Pace and length of treatment

The pace and length of treatment was identified as a barrier for some interviewees in the delivery and receipt of the GSH intervention. Some patients felt that the length of treatment in GSH was too short.

... I would imagine if, if it could have been better a bit longer, I would imagine if you had just had like a plan, sort of last year and you're still coming round, and I would imagine a bit longer would help. I think the eight weeks is, is just, you know, just touching the nub of the problem.

Stuart

Therapists reflected on the pace of delivering GSH and some indicated that sessions felt too short. In particular they suggested that some additional time at different stages could be helpful.

it could make more sense to be longer, and with more steps within the key steps, rather than steps as I said, at the end, even though it's equally as important, but er, they um, you know, the steps four and five and six probably.

Gavin

The shortness of the face-to-face sessions was also indicated as a possible barrier for some therapists and reflected in comments from some patients.

the sessions were very short ... I would have liked a little more time for the face-to-face meetings

Jenny

There was some indication that an eight-week intervention may not be sufficient for more complex cases.

Effects and outcomes

Dissatisfaction with the GSH intervention was evident for some participants, and as Mike illustrates, 'to be honest I feel like it's gone back to square one to be honest with you'.

From the framework analysis, stand-out and divergent cases were identified, and further exploratory analysis was undertaken. From this, six participants were identified from the sample whose quantitative outcome measures (CAPS-5/IES-R/WAS) were different to the rest of the participant sample. As a way of trying to understand what might be happening, demographic information and patient characteristics were reviewed within the analysis framework and then interview transcripts re-examined to help provide some explanation for these outcomes.

For Mike, their CAPS score had gone down as was hypothesised but only by three points, and in contrast their self-reported IES-R score had increased. This participant presented a complex background and came into the trial 6 years post-trauma incident. They had received a diagnosis of PTSD following a work-related trauma that resulted in serious injury and there was evidence of engagement with multiple health professionals and services over the years.

I'd been diagnosed because I, I've seen, er, numerous psychiatrists all over the country, obviously, through the accident.

Mike also expressed disappointment from previous treatment provided through the NHS and lack of support provided by healthcare professionals. The trauma for Mike resulted in both physical and psychological injury impacting on relationships, their ability to work and social activities. Possible variation might be explained by the self-report nature of some of the measures employed. It might also be anticipated that variation between IES-R and CAPS score changes can be explained by the impact of the pandemic; however, this participant completed their treatment pre-COVID.

The WSAS scores went up for the following participants: Sheila, Stuart and Becky; Sheila had experienced a work-related trauma in 2016 resulting in physical and psychological injury and she had continued to work for some time before recognising the impact and trigger of being in her work environment and then seeking treatment. One possible explanation for the WAS score could lie in a change in perception and how they view their ability to work, however, responses to individual items would need to be examined further.

I've been speaking to my doctor only on today and obviously she's saying that I ... she's going to do a report for work. She feels like it's not an environment I should be in because it's not healthy for my mind to go back.

Sheila

Stuart had been in a 'near fatal' road traffic accident in 2009 and at the time had felt they had dealt with their trauma until subsequently experiencing psychological sequela 2 years later. It was evident that the trauma and associated health adversities experienced after the trauma event impacted on their ability to work and type of employment, resulting in many work-related changes. Stuart spoke about being off work but then also mentioned using the app and tools while at work.

I'd gone back to work, they found me another job on the loading bay ... I used it [App] at work when I found myself getting a bit wound up

Although intervention treatment had ended, Stuart was still in receipt of psychological treatment but now for depression and was receiving this from their trial therapist as part of another service provision outside of the trial. The depression which perhaps was not previously realised may be a factor shaping views and perceptions about their capability and capacity to work.

Er, well I'm still working with her, er, erm, it's been, well what did and didn't work for me, I've obviously got different issues from what we thought we had in the first place ... whilst I have underlying PTSD, but the depression that I have ... hasn't left me.

Stuart

For Becky both WAS and EQ-5D scores went up but only by three and five points, respectively. Unusually there was a large decrease in CAPS and IES-R measures. Becky had been involved in a road traffic accident and sustained some physical injuries and was pursuing a compensation claim as a result. She did not feel the need for psychological treatment after the accident and only sought treatment following a trigger event which took place in her work's car park. There was no cohesive evidence to help explain these outcome scores and work did not feature in her post-intervention interview. In fact, Becky expressed positive outcomes from treatment and referred to seeing more friends.

Participants Mike, Matilda, Becky and Clare reported lower satisfaction compared to the rest of the patient participants interviewed. For Mike, treatment in the trial had not been effective, reporting they were 'back to square one.' *Spring* usage data indicated that Matilda had not engaged in any of the *Spring* steps which might explain their low score. Further investigation revealed that gender, ethnicity, nor education level appeared to be significant here, and no indication that research site delivery centre was a factor either.

Use of technology

Although the use of technology and mode of delivery of GSH was identified as a facilitator, some interviewees revealed contrasting views about the acceptability of this aspect. Technical difficulties were reported by some patient participants. These related to accessing the website, interaction with tools and activities and use of the app.

It was okay, I, I, I gained a lot from it and possibly lost a little from it because of the teething problems of the, er the web-site ... It's just that elements that weren't quite there.

Kay

Luke elaborated further on what it was like when the technology failed. 'Um I had a few occasions where it was down ... I couldn't log on ... Err and I couldn't log onto it, and ... It was, you know, some, some days it was on a, err, I could have really been having a bad day and I, and I really tried to get on ... I was almost, almost using the, the App as a bit of a safe haven you know, that was, that was the way I was dealing with it'.

Therapist interviews also revealed some potential barriers relating to the use of technology, and indicated some hesitancy about using the technology as a factor impacting acceptability for them.

there are a lot of therapists who are a bit, can't undertake it themselves, who don't like using computers and they're not very confident with computers and websites ...

Christian

Gavin reported some issues with technology, 'some things were logging on, some were just connective issues ... or out something in, and hadn't saved'.

Contextual factors

Motivation to engage in the programme and complete steps in between sessions with the therapist was presented as a facilitator in the engagement of GSH. However, interviews revealed that symptom presentation and severity may impact on people's capacity to engage in treatment.

Mike went on to express concern about his capacity to engage because of difficulties with concentrating and said, 'the iPad work, well it was alright I done it all no problem at all but it's hard for people that can't concentrate, I think ... I was struggling with my concentration'.

Interviews with both patients and therapist also highlighted that GSH requires commitment and dedicated time to complete the steps in *Spring* that could be challenging for some.

I didn't realise that it would be so intensive ... when it got to the point of writing down ... your erm trauma and then having to go over it for an extra forty minutes or whatever it was a day ... that was an hour and ten minutes a day ... I didn't have an hour and ten minutes.

Becky

Gavin also alluded to the effort needed from participants and that some are unprepared for this.

there are certain people that ... they must have been blinded by desperation of ... they wanted something rather than waiting the two years or whatever, when the reality sunk in ... they had to go and ... do something themselves ... when it comes down to putting the effort into it ... it's not always there

Jenny highlighted how personal circumstances such as time and space could also be a barrier for some patients.

I think it was people, erm, having that sort of space at home to do it ... if they had children or, you know ... if, if people were working, you know, when they kind of said they could come home sometimes and they didn't feel like then going onto the computer and doing that

Many of the patient participants interviewed talked about their experiences of seeking help and obtaining a diagnosis, highlighting how previous negative encounters may influence acceptability of the GSH intervention. The influence of family, friends and work was also themed both in terms of contextual facilitators as well as barriers.

Recommendations

Interviewees proposed a selection of recommendations in relation to the delivery of the GSH intervention when talking about possible barriers for the delivery and receipt of treatment. These included minor changes and modifications to *Spring* content as well as suggestions for improving the GSH intervention overall.

"I think understanding the circumstances of the participant and being able to modify that programme slightly would potentially increase the adherence to the programme."

Emma

So I think there were a few erm, things that probably could've been improved, like I think there was a, like a pie chart thing that said how much of the responsibility over the incident erm, do you attribute to yourself.

Becky

Therapists inferred that a flexibility in delivering the programme is important as is the ability to make adaptations to respond to patients' needs. Adaptions to the balance of therapeutic input and extending some of the face-to-face sessions were also proposed.

Roll-out and sustainability

Issues of roll-out and sustainability were explored within the framework analysis and themes emerged around patient and organisational factors. These data were then integrated with results from interviews with NHS commissioners and managers.

Patient factors

NHS commissioners and managers expressed a range of attitudes towards internet-based therapies, including their own views and perceived views of patients. These interviewees highlighted some reservations and perceived that patients might expect face-to-face therapy. Patrick suggested, 'often patients don't want group offer or e-therapy, they want to see somebody'.

Concerns were raised over patients' use of internet-based interventions in the proximity of others, for example, those with whom they live. Rose was interviewed post-COVID-19 UK lockdown and talked about this: 'So one of the things we've learnt with, with this ... pandemic is there's a challenge around people doing therapy in their own home you know ... particularly in trauma when you may have you know, perpetrator or something like that in the next room ... about safety and boundaries'.

Both patient and therapist interviews revealed a preference for face-to-face approaches. The presumption of some therapists about patients' preference for face-to-face treatment was later contested by some. Laura reflected on this stating, 'For the guided self-help, I think it's slightly surprising because people weren't as shocked as you think about only offering them that'.

NHS commissioners and managers perceived patients expecting face-to-face approaches, interviewees also perceived that some patients may prefer therapy that is more remote, and that internet-based interventions may facilitate openness and was echoed by some patients and therapists. Isla suggested, 'I think some people would want to see somebody face-to-face initially and actually might be more comfortable doing something through the internet or through, a bit more remote ...'. Robert, who was interviewed post-COVID-19 UK lockdown, reflected on his experience of patients entering information into a website 'more openly than they would face-to-face'.

NHS commissioners and managers preferred guided internet-based therapies over self-directed therapies, with guidance viewed as important for treatment uptake, engagement and enrichment. Phil said 'it would probably be a good idea for somebody using this method-based therapy to actually come into some centre and ... sit down with a person who's very familiar with the material ... that person would meet them again and ask how things are going ... it might be some little areas that aren't quite covered perhaps they're a bit tangential and the individual therapist then might be able to just enrich the process further by adding some ... localised idiosyncratic examples or ways of expressing certain concepts'.

Interviewees suggested internet-based interventions were empowering treatment approaches for people with mild to moderate severity conditions. Gwendolyn said, 'if, for instance, somebody has milder levels of, erm, psychological morbidity or mental illness and they are able to engage in those kind of [internet-based] interventions then they are going to find it empowering'. The empowering qualities of GSH were also evident in narrative of both patient participants and therapists interviewed in this trial. Sue expressed this further, with respect to general healthcare movements encouraging people to take responsibility for their health, stating, 'unless we find a way of helping people be more open and take responsibility for their own health, and access stuff that's really good for them on the internet and things like that, we will never manage to reach them all'.

Facilitators and barriers identified by some patients highlighted the severity of symptoms as a factor relevant to engagement in therapy and internet-mediated interventions. Therapists also reflected on the potential of GSH to help people with complex and severe conditions. NHS commissioners and managers also remarked upon the advantages of internet-based interventions as first-stage interventions for

people with complex or severe conditions. Sarah said, 'I think we have to have a digital, a digital first mentality ... the least intensive intervention first, see how somebody responds to that ... if somebody does need a kind of one to one situation, that's gonna cost a lot of money, that we haven't got a lot of people delivering, at least it's reserved for the people who really, really need it ...'.

A movement towards digital proficiency and acceptance of internet-based therapies was described, for example, when reflecting on a digital intervention for depression, Sarah remarked 'It wasn't very, wasn't successful, um, the uptake of licences was very low, but I think people's digital ... capability was lower back then'. A shift in attitude and growing acceptance of this mode of delivery was also reported by patient participants and therapists.

Organisational factors

A number of organisational factors were identified and further analysis uncovered themes around capacity and capability, readiness and buy-in. The flexibility reported in the delivery and receipt of the GSH will be beneficial going forward, with opportunities to provide a more tailored experience and increase access to treatments. Both patients and therapists identified increased capacity and cost-effectiveness with the shorter delivery time and therapist input. Therapists also highlighted the potential to train other healthcare professionals to deliver the intervention and increase the workforce.

NHS commissioners and managers were invited to talk about interventions they were involved with and their understanding of the barriers and facilitators to accessing mental health treatment in general. Interviewees described capacity issues, stretched services and the impact of this on patient access to treatment, evidenced by unmet governmental targets. The reliability of waiting times as a measure of treatment access was debated, although long waiting times were identified as being of concern.

Tim described difficulties meeting targets for face-to-face therapy: 'anyone that is referred into, er, psychological therapies should be seen within 18 weeks, erm, but I think it's interesting that some of my understanding is that there's no board in [country] that's currently meeting that target ... for face to face therapy'.

Rose talked about limited resources: 'people come and they want to be treated straight away don't they and to keep them waiting is, is a challenge when you know, actually a lot of that is about resources when you've just got one therapist and one team ... What can you do?'.

Interviewees suggested staffing and deployment solutions alone would not be sufficient in increasing patient access to therapies.

Tim stated '... even in those areas where they do have a full, er complement of staff that you tend to find that there's high demand of services.... as investment has been put in, you know, increasing the workforce but the demand is still going up ... and digital technologies are becoming much more prevalent ... Because they now recognise that the traditional models of service are not really going to meet that demand if the rates continue'.

NHS commissioners and managers also talked positively about quick access to GSH. Patrick suggested, 'there is some evidence I think that err people who wait longer have poorer outcomes, so the quicker you can start treatment the better, for me that's a plus, it helps the patient err and it also helps towards our waiting times, achieving our waiting time targets, so it's a win-win'.

I guess we could see more patients which is ... at the end of the day is ... is a good thing.

Meg

NHS commissioners and managers offered many considerations for the successful implementation of internet-based interventions.

NICE and other country-specific guidelines and practice-based evidence were considered an important but interestingly, not a sufficient factor for intervention implementation and acceptance among staff. Sue noted NICE guidelines, 'should be part of the conversation and evidence is really important, but it's not you know, sometimes we don't have the evidence and we just have to try things'.

Rose expressed her interest in practice-based evidence, 'randomised control trials are great but what they miss is most people that come to our door are not, you know, a neat little box or they're not going to fit into a neat little box ... so I suppose it's, I'm very much in favour of practise-based evidence'.

NHS inflexibility was considered a barrier. Sarah stated, 'we have been a bit slow on the uptake, it, it's really about the way I think the NHS bureaucracy works, a lot of the time, it doesn't allow itself to have the agility to implement ...'.

Tim expressed problematic implementation delays due to information governance and procurement processes: 'within digital what you're trying to do is streamline the processes as quickly as possible because the technologies always evolving and changing and if it takes you two years to get past information governance and procurement then actually you're already two years behind where the technology is'.

Interviewees highlighted NHS funding barriers. Phil explained, 'there isn't one overarching form of budgetary control ... So you could argue there isn't a great deal of central coordination because of that'.

Tim reflected on an experience of potentially prohibitive intervention set-up costs: 'one of the biggest barriers, er, when we initially tried to bring CCBT [computerised CBT] into [country] was the cost of the product ... the actual ability for them [smaller health boards] to, erm, purchase the product in addition to then the service infrastructure means that many, many areas, particularly smaller board are prohibitive to the set up'.

Rose reflected on her experience regarding timely training and supervision as a facilitator: 'So a therapist came to me saying, look there's this training and at the end of it I get a, erm a treatment manual that's tailored to our service and I'll be up and running and ready to run this group immediately after I've finished this course ... that's quite a big selling point ... something that is erm, accessible and useful straight away so that after a training in it, people could, could run with it very quickly ... maybe after training thinking about some supervision ... to enable implementation and to pick upon any problems'.

Interviewees reflected on implementation facilitated through opportunistic ventures. Isla talked about externally directed funding: 'a lot of investment for new service tends to come from directed investments ... [country] Government may decide they want to invest in that area ...'.

Sarah, interviewed prior to the COVID-19 UK lockdown, reflected, 'I think COVID's helped ... We've just managed to get Silver Cloud [internet-based intervention for stress, anxiety and depression] in, um I've been struggling for two years ... and suddenly we've got it within three weeks ...'.

Readiness and buy-in

Therapists considered organisational preparedness and technological capacity. They referred to a professional readiness and culture of acceptance in relation to the future roll-out of the GSH intervention. Christian illustrated the importance of early adopters and 'champions' to promote the acceptability of a new intervention to delivery teams and support roll-out and implementation.

Yeah again, I think you need people that champion it and want to use it versus being mandated and they have to do it, I think that would be a more helpful way, initially anyway um ... Um champions that just roll with it and build some expertise and sell it to other people.

Christian

Sarah suggested internet-based interventions would start to happen with a 'change in culture from commissioners and that comes from the top ... If it was expected that you know, um, seventy-five per cent of your workforce were bums on seats and twenty-five per cent was digital ... cos it would hold that accountability in the system'.

Tim reflected on a positive experience of a coordinated national approach and commissioning services at scale: 'We have one implementation approach which we did across [country] but ... we built into the implementation programme ability to then allow people to go different speeds ... with a national deployment ... you're able to then look at the costs and identify what the big costs are, and then extract them ... within [country] we fund the national CCBT licence for the whole of the country ... for every single person'.

Knowledge of set-up and ongoing requirements was recommended. Isla said, 'setting up a service you would have sort of initial costs ... And then the ongoing costs ... So it could be that every year they [staff] go on a refresher training or, so you ... just build that in really so you haven't got any surprises really'.

NHS commissioners and managers expressed perceived views of NHS colleagues towards internet-based therapies and their implementation.

Reservations

Interviewees perceived limited staff knowledge of internet-based interventions and who they are aimed at helping. Tim remarked, 'there's still quite a lot of, er, misconceptions about what computerised therapies are or internet interventions are'.

Interviewees perceived staff resistance to change. Sue suggested, 'people often don't like changing what they're already doing ... sometimes, um, you almost have to get to the point where people understand they can't carry on delivering things a certain way, before you all realise other opportunities'.

Reservations also included perceptions of internet-based interventions being a threat in terms of how staff interact with and work with people, for example, Tim talked about 'pushback' due to clinicians' '... strong belief on the kind of therapeutic relationships that occurs between the clinician and patient'.

A change in attitude

Rose reflected on resistance to telephone-based assessments prior to the COVID-19 pandemic and how 'the staff didn't want it to succeed and it didn't succeed. Now, we're talking about you know, telephone assessments are fantastic, we've been able to keep the service going, we must do more of these'.

NHS commissioners and managers preferred internet-based therapies that were guided compared to stand-alone interventions. Geoff weighed up the costs and benefits of clinician guidance in GSH: 'adding a lot of layer and more money because you've got a one-to-one session with a clinician, but if it gets them in and using it then that's probably going to be quite useful'.

Interviewees expressed the opinion that guidance need not necessarily be provided by a clinician, but it would depend on skills required. Rose suggested, 'so is it something that could be done by somebody with level one skills or do you need to have somebody who's got a therapy training, who erm, who knows [pause] erm, who knows more than that that is provided in the actual treatment'.

Interviewees perceived patients would value the convenience of accessing treatments at their own pace, in their own time. Gwendolyn, interviewed post-COVID-19 UK lockdown, suggested internet-based interventions were 'a really important part of the suite of offers that we have for patients ... there are also real benefits in terms of being able to provide that kind of input for people at a time and place that most suits them, as opposed to needing to make appointments with an individual during the day which may not be convenient for the patients.'

The potential for continued access to the internet-based intervention after the treatment period had ended was also considered a positive, for example, Isla said, 'it may be something you would then want to go back to the beginning and do again.'

Geoff acknowledged that different ways of connecting with patients are required: 'I think what's come through in our staff group here is that we've got to think of different ways of connecting with our patients'.

Patients experiencing PTSD are in urgent need of access to timely treatment and may be inclined to accept an internet-based therapy. There is a need to consider the accessibility to the technological hardware required to make the most of what the app has to offer.

Fit with service

NHS commissioners and managers talked about the importance of an intervention linking outcome data with NHS patient record systems and key performance indicators. Sarah said: 'otherwise we've got an administrator going into the programme, getting the data off, taking that data to another programme ... it creates the potential for an Information Governance risk'.

Interviewees were positive about offering internet-based interventions within primary mental health services, for example, Geoff said, 'we are very keen to be offering interventions for that [primary care] cohort rather than referring on ... If we can be offering interventions at the right level ... we want to be doing that'.

Chapter 6 Discussion and conclusions

Main findings

The main findings of the RAPID trial were:

- The RAPID trial slightly exceeded its planned recruitment by recruiting 196 participants, 97 in the GSH group and 99 in the CBT-TF group versus a planned total of 192. There were no serious balances observed in the baseline data between the two groups.
- The GSH intervention was found to be non-inferior to CBT-TF on the primary end point of CAPS-5 measured at the 16-week assessment using the ITT principle. SAs of the primary analysis were consistent with the primary ITT analysis of NI at 16 weeks.
- Non-inferiority was shown for all secondary outcomes at 16 weeks, except for client satisfaction which was inconclusive but in favour of CBT-TF. At 52-weeks post-randomisation, NI was shown for MSPSS, AUDIT-O and GSES but not for the other outcomes. The results for the other outcomes, which were inconclusive, were in favour of CBT-TF.
- Further examination of the IES-R longitudinal measurements indicated that while the GSH group maintained their reduction (improvement) in IES-R scores between the 16- and 52-week assessments the CBT-TF group continued to improve at a slow rate over the same period.
- There were no subgroup effects that showed any evidence of difference between the interventions including gender (pre-specified), mode of data collection or assessments conducted after the introduction of the COVID-19 lockdown. The last two subgroup analyses were post hoc and exploratory. It is important to note that the study was not powered to detect subgroup effects.
- GSH using *Spring* was not shown to be more cost-effective than face-to-face CBT-TF using standard HE health economic methodology but was significantly cheaper to deliver and appeared to be well-tolerated. The results support GSH using *Spring* being recognised as a clinically effective treatment that provides the first evidence-based, low-intensity treatment option for people with mild to moderate PTSD.
- The process data provided evidence of acceptability of the overall trial methodology, although key points were identified for consideration in future RCT design, especially concerning burden and impact of outcome measures on participants, and how they are delivered and explained.
- Intervention acceptability was indicated for both GSH and CBT-TF interventions, although there was a preference for face-to-face treatment. Therapeutic relationship was an important factor highlighted in the acceptability of the interventions.
- Flexibility identified with GSH was seen as positive and some activities within *Spring* were described as more helpful than others.
- Outcomes reported by both patient participants and therapists reflected outcomes identified in the logic model of GSH. Additionally, interviews with NHS commissioners and managers provide detailed information on factors pertinent to both the sustainability and future roll-out.

Results in the context of other research

The results of RAPID add to existing research that has demonstrated the efficacy of GSH using *Spring*^{17,19} and other GSH approaches based on CBT-TF for the treatment of PTSD.²⁰ The trial also confirmed the effectiveness of face-to-face CBT-TF for people with PTSD. The mean levels of improvement found for both face-to-face CBT-TF and GSH using *Spring* were greater than have been found for CBT-TF in previous meta-analyses.⁸² It is, however, possible that participants in other studies may have had more severe PTSD, given the focus on mild to moderate PTSD to a single event in RAPID. That said, the mean (SD) participant score of 35.1 (6.7) on the CAPS-5 at baseline suggests that many participants had more severe forms of PTSD, given the fact that the minimum CAPS-5 score required for a diagnosis

of PTSD is 12. The results suggest that GSH using *Spring* is likely to be an effective treatment for some people with more severe forms of PTSD to a single traumatic event and could be of some benefit to people with PTSD to multiple events. Although not explicitly investigated, and, therefore, not known, the mechanism of action of *Spring* is probably similar to other CBT-TFs, with processing of the trauma through imaginal and in vivo exposure, coupled with effective challenges to patterns of thinking, ameliorating the symptoms of PTSD.^{25,83} The results for the cognitive (PTCI) process measure are in line with this conclusion.

The RAPID trial has demonstrated that GSH using *Spring* is one of an increasing number of web-assisted GSH interventions that can be delivered as clinically effective as face-to-face interventions, but with reduced therapist time and lower cost, for various common mental disorders.^{15,16} Other forms of GSH for PTSD have not been shown to be as effective as GSH using *Spring* in this study or an earlier efficacy trial.^{19,20} Key differences between *Spring* and apparently less effective GSH approaches are the degree of guidance, its careful coproduction with people with lived experience of PTSD and its adherence to a CBT-TF approach. To the best of our knowledge, this is the largest study of web-assisted GSH to date and the only study of GSH against a manualised gold standard treatment for PTSD. Previous studies have primarily compared GSH for PTSD to wait-list controls, with recent meta-analyses determining effect sizes of around 0.6,^{20,84} significantly lower than the -1.62 found in a recent meta-analysis for CBT-TF compared to wait-list/usual care.⁸² Significant concerns have also been raised about the heterogeneous GSH approaches used, overall methodological quality, absence of follow-up and higher dropout rates than found in this trial.^{20,84}

The results of RAPID suggest that NICE's recommendation that GSH for PTSD should meet minimum standards is justified.⁹ GSH using *Spring* is compliant with all the standards set by NICE⁹ as it is 'based on a validated programme; provided over 8 steps; involves elaboration and processing of the trauma memories; processes trauma-related emotions; restructures trauma-related meanings for the individual; helps to overcome avoidance; re-establishes adaptive functioning in work, social relationships and other domains; and includes guidance and support from a trained practitioner'. The fact GSH using *Spring* is compliant with the NICE standards, the magnitude of improvement in a real-world setting and NI to manualised CBT-TF demonstrated in RAPID, makes the authors believe that GSH using *Spring* may have been recommended as a first-line treatment for PTSD of mild to moderate severity by NICE and ISTSS if the results had been available at the time of their latest treatment guideline updates.^{8,9}

The largely inconclusive findings with respect to NI at 52 weeks appear to be secondary to some ongoing improvements in the CBT-TF group that were not found in the GSH group. It is difficult to determine why but may indicate a higher 'dose' of treatment facilitating ongoing improvement. Other possible explanations or contributory factors are the slightly lower levels of education and greater physical comorbidity in the GSH group; both have previously been found to influence treatment outcome.^{16,53} Further improvement after face-to-face CBT-TF has been found before⁸⁵ and has been hypothesised to be due to ongoing trauma processing and practise of techniques learnt in treatment. Ongoing practise of techniques learnt is likely required for maintenance of symptom improvements too and the absence of evidence of loss of treatment gains in the GSH group is encouraging. It was not our expectation that GSH would outperform CBT-TF, hence the NI design of the study, and the additional benefits with respect to time, cost and convenience, and having another evidence-based treatment option could be argued as outweighing what appear to be minor differences at 52 weeks.

The qualitative analysis of in-depth interviews revealed GSH to be acceptable and this is further supported by a relatively low dropout rate of 10% from treatment, albeit greater than from CBT-TF (4%). This may suggest that GSH was less acceptable than CBT-TF although greater full adherence to GSH (79%) than CBT-TF (56%) does not support this position. It is noteworthy that issues with equipoise were encountered in the study. Some participants and therapists felt CBT-TF would result in better outcomes and this antipathy towards GSH has been found in previous research.^{86,87} It may appear counter-intuitive to suggest that receiving less therapist contact is as desirable as receiving

more and it is likely that the use of empirical data, such as the results of this trial, that demonstrate NI of a treatment option that may potentially have less face validity, will be needed to fully address this bias. The qualitative finding that therapists reported challenging their views with respect to equipoise after delivering GSH using *Spring* is encouraging and suggests that this potential barrier to effective dissemination and implementation could be overcome.

As with many treatments, it is likely that GSH using *Spring* is more suitable for some people with PTSD than others. Further planned quantitative analyses to identify predictors of treatment outcome and the qualitative analyses undertaken will advance our knowledge with respect to factors that can identify which people with PTSD are most likely to benefit from GSH using *Spring*. The qualitative analysis identified a desire to receive and deliver GSH in a flexible manner, adapting GSH to suit an individual's needs and preferences and supporting calls to develop a more personalised approach to the delivery of care to people with PTSD.⁸⁸ GSH is unlikely to be a 'one size fits all' solution, and its suitability must be considered on a person-by-person basis; there is great scope for personalising *Spring* and other GSH approaches.

The HE analysis confirms that GSH using *Spring* is a cheaper alternative to face-to-face CBT-TF, both in terms of treatment costs and total NHS costs at 16- and 52-week assessment points. This is consistent with clinically effective GSH interventions for other conditions.^{15,16} The lack of evidence that GSH is more cost-effective than face-to-face treatment using standard methodology is perhaps not surprising when it is considered that the standard, NICE-adopted methodology, was designed to determine this in the context of superiority versus NI.²⁰ Using a £20,000 willingness-to-pay threshold, the additional cost of CBT-TF could be considered worthwhile for the additional health benefit which equates to 14 days in full health per year compared to GSH. However, cost-effectiveness analyses should be considered alongside other considerations, including those discussed above and budget impact and feasibility.⁷³

As this is a NI evaluation, it is important to consider possible benefits that may offset the lower relative cost-effectiveness, such as greater availability, and the overall budget impact of the lower cost of therapy. GSH using *Spring* allows reconfiguration of current care pathways with the introduction of a low-intensity treatment alternative for people with mild to moderate PTSD and one that is less time intensive and more flexible for participants, and can potentially be delivered by low-intensity therapists. For many, it will justifiably be seen as a first step in a treatment pathway with other more demanding and resource-intensive treatments prioritised for people with PTSD who have more complex difficulties or who do not respond to or engage with GSH.

Strengths and limitations

This was a well-designed RCT that adhered to current methodological recommendations.²³ A risk of bias assessment for the trial against the Cochrane Risk of Bias checklist⁸⁹ confirmed a low risk of bias that compares very favourably with and is superior to most RCTs of treatments for PTSD. Blinding of participants and personnel (performance bias) was rated as a high risk, as is true for almost all psychological treatment trials; the participants and therapists could not be blinded due to the fact that GSH or face-to-face therapy was being delivered. An additional risk was the fact the originators of *Spring* played key roles in the trial although this is mitigated, at least in part, by robust methodology and involvement of an independent trial manager, statistician and qualitative and HE researchers. The outcome raters demonstrated good inter-rater reliability based on training videos. It is also noteworthy that a small number of participants received the final sessions of their treatment during the COVID-19 pandemic although post hoc analyses have not detected a 'pandemic effect' on the results.

The sample size of 196 is a major strength and makes it one of the largest-ever RCTs of psychological treatments for PTSD and, to the best of our knowledge, the largest-ever RCT of GSH for PTSD. The fact it recruited from urban and rural sites in England, Scotland and Wales means the results are likely to be

generalisable across NHS settings in the UK and beyond. There was, however, a lack of ethnic diversity and more females than males than would be fully representative of the UK population.

A major strength of the trial was the careful training and supervision of the therapists. Fidelity checks demonstrated reasonably good adherence to the treatment manuals although the ratings were not as high as have been found in efficacy studies of CT-PTSD,⁹⁰ which likely reflects the real-world challenges of replicating quality of delivery achieved by the originators of this model. The fidelity ratings were slightly better for CBT-TF than for GSH which may reflect greater familiarity with working face-to-face among the trial therapists. A limitation is that not all participants had a session of their treatment fidelity rated. Several therapists reported gaining confidence as they treated more participants, and it may be that earlier participants could have done better if treated when the therapists had more confidence and experience with the trial interventions. Equipoise may also have increased over time as therapists became more experienced in delivering GSH using *Spring*.

A further strength of the trial was the utilisation of both quantitative and qualitative approaches. This allowed cross-referencing of results from different sources to corroborate or challenge outcomes. The quantitative and qualitative results were consistent, further supporting the belief that the results are likely to provide a true reflection of the effectiveness of GSH using *Spring*.

It is always difficult to identify a perfect control condition; it was felt that a gold-standard CBT-TF comparator would make it easier to interpret the results than one of usual care, and facilitate very robust evaluation of GSH using *Spring*. Unfortunately, usual care is not standard for PTSD across the UK and treatment variation would have made results very difficult to interpret. The fact that all therapists received formal CT-PTSD training and treated a case under supervision in the control condition before seeing trial participants, means that the results for the control condition would likely have been better than if usual care was the comparator.

The research team agreed that it would be best to have the same therapists deliver both treatments. This meant that 'high-intensity therapists' provided all the treatments. The ultimate goal is for GSH using *Spring* to be effectively delivered by 'low-intensity therapists' but further work is required to determine if the results of this trial would translate to effective delivery by less qualified therapists, or clinicians who might be less knowledgeable about PTSD and other trauma-related disorders. It is premature to draw any conclusions but early dissemination work with low-intensity therapists and counsellors in NHS Wales is producing good results and it has been argued that GSH is less reliant on the skills and experience of the therapist.⁹¹

Clinical implications

The results of the RAPID trial could herald a step change in the approach of services to the provision of evidence-based treatment to people with mild to moderate PTSD. The authors suggest that making GSH using *Spring* available as a low-intensity treatment option for people with PTSD could save time and money and allow more people to receive effective treatment.

The COVID-19 pandemic has seen a major increase in interest in digitally facilitated health care with more people becoming aware and keen to receive treatment in this way.⁹² Successful dissemination and implementation of GSH using *Spring* in clinical practice could allow thousands more people with PTSD to recover. The simplicity of the treatment and the fact it can be provided purely remotely underlines its potential as a more affordable, scalable intervention for the future than current gold-standard treatments for PTSD. Clinicians may also wish to consider recommendations that have been offered for the sustainable roll-out of GSH using *Spring* across the NHS, based on findings from interviews with NHS commissioners and managers.⁹³

Research implications

How best to effectively disseminate and implement GSH using *Spring* at scale, to maximise its impact, is a key research question. Identification of the specific skill set and competencies required by a guiding clinician to foster effective alliance and engagement, and the optimal level of training and supervision required for the provision of GSH using *Spring*, would help determine if it can be effectively delivered by less qualified therapists. Effective dissemination and implementation would also be facilitated by work to address digital poverty. Further research, including dismantling studies, would help establish the actual mechanism of GSH using *Spring*. Replication by researchers not involved in the development of GSH using *Spring* and studies including under-represented populations and would strengthen the evidence for its effectiveness.

The optimal amount of guidance is unclear. The quantitative and qualitative results strongly suggest that the current number of facilitation sessions is right for most people but that some people could probably benefit with more. This points to the need for increased flexibility in delivery and more personalised adaptations seem desirable. 'For example, it might be important for the clinician and person with PTSD to consider together whether the intervention, for example the pace, should be adapted to suit the person with PTSD's needs and preferences, perhaps allocating additional time to certain components and less to others'.

Research is required to understand the extent to which individuals may or may not be excluded from internet-based treatments due to language and literacy issues, and online access issues, and how best to address these. *Spring* programme features that foster engagement may be important for some people. Further work is required to enhance the power of digital assistance, by harnessing innovative advances in information technology. For example, the development of interactive programmes that allow ecological momentary sampling, whereby people are prompted to do things and provide information on how they are feeling and what they are doing could increase effectiveness and reduce the amount of therapist guidance required. Future versions of the programme could allow bespoke versions to be created, for example, to allow choices concerning the gender of the programme voice-over and types of traumatic events included. There is also a need to investigate the use of bespoke GSH-based approaches for people with complex PTSD and other more complex presentations following traumatic events.

Digitally assisted GSH has clear potential to become more effective in the future and the best way to realise this will be through a 'learning health system',⁹⁴ where care and research occur side by side, and increasingly innovative and effective personalised interventions are coproduced and evaluated. 'Routine data collection should be used to create practice-based evidence around the impact of adaptations to programmes and approaches on their effectiveness, creating a continuously improving system'.

Conclusions

The RAPID trial showed GSH using *Spring* to be a clinically effective, cheaper, well-tolerated and non-inferior treatment to face-to-face CBT-TF for people with mild to moderate PTSD to a single traumatic event. The results should provide more choices and facilitate improvements to current care pathways for people with PTSD that result in improved health and wellbeing.

Acknowledgements

The research team would like to thank NIHR for funding the research costs of the study and the Welsh Government, through Health and Care Research Wales, for funding the NHS costs of the study. We thank the therapists, Nigel Short and Louise Waddington for undertaking fidelity assessments, Nigel Kirby as data manager, Sam Clarkstone and Francisco Fernandez as database designers, Kali Barawi for supporting the development of documents, Megan Phillips-Laird, Linda John and Jade Williams as CTR trial administrators, and staff at Healthcare Learning for their technical support. Most of all, we thank the participants of the study for taking part.

Contributions of authors

Jonathan I Bisson (<https://orcid.org/0000-0001-5170-1243>) (Professor in Psychiatry) conceived the study, designed the trial, obtained grant funding, led the management of the trial, and was responsible for the interpretation of the data and for drafting and approving the final submitted manuscript.

Cono Ariti (<https://orcid.org/0000-0001-7615-0935>) (Study Statistician) did the statistical analysis and was responsible for the interpretation of the data and for drafting and approving the final submitted manuscript.

Katherine Cullen (<https://orcid.org/0000-0002-3704-4598>) (Research Officer) did the health economics analysis and was responsible for the interpretation of the data and for drafting and approving the final submitted manuscript.

Neil Kitchiner (<https://orcid.org/0000-0003-0499-9520>) (Director and Consultant Clinical Lead) conceived the study, designed the trial, obtained grant funding, oversaw management of the trial, and was responsible for the interpretation of the data and for drafting and approving the final submitted manuscript.

Catrin Lewis (<https://orcid.org/0000-0002-3818-9377>) (Research Associate) conceived the study, designed the trial, obtained grant funding, oversaw management of the trial, and was responsible for the interpretation of the data and for drafting and approving the final submitted manuscript.

Neil P Roberts (<https://orcid.org/0000-0002-6277-0102>) (Consultant Clinical Psychologist and Honorary Senior Research Fellow) conceived the study, designed the trial, obtained grant funding, oversaw management of the trial, and was responsible for the interpretation of the data and for drafting and approving the final submitted manuscript.

Natalie Simon (<https://orcid.org/0000-0001-5712-9460>) (Research Assistant) acquired data and did the qualitative analysis and was responsible for the interpretation of the data and for drafting and approving the final submitted manuscript.

Kim Smallman (<https://orcid.org/0000-0002-9283-8120>) (Research Associate) acquired data and did the qualitative analysis and was responsible for the interpretation of the data and for drafting and approving the final submitted manuscript.

Katy Addison (<https://orcid.org/0000-0002-5388-6437>) (Research Associate) managed the trial and was responsible for the interpretation of the data and for drafting and approving the final submitted manuscript.

ACKNOWLEDGEMENTS

Vicky Bell (<https://orcid.org/0000-0002-2405-0673>) (Research Associate) acquired data and was responsible for the interpretation of the data and for drafting and approving the final submitted manuscript.

Lucy Brookes-Howell (<https://orcid.org/0000-0002-8263-7130>) (Senior Research Fellow) conceived the study, designed the trial, obtained grant funding, oversaw management of the trial and did the qualitative analysis, and was responsible for the interpretation of the data and for drafting and approving the final submitted manuscript.

Sarah Cosgrove (<https://orcid.org/0000-0001-8816-5878>) (Public Advisory Group Chair) conceived the study, designed the trial, obtained grant funding, oversaw management of the trial, oversaw public involvement, and was responsible for the interpretation of the data and for drafting and approving the final submitted manuscript.

Anke Ehlers (<https://orcid.org/0000-0002-8742-0192>) (Professor of Experimental Psychopathology and Wellcome Trust Principal Research Fellow) conceived the study, designed the trial, obtained grant funding, oversaw management of the trial, and was responsible for the interpretation of the data and for drafting and approving the final submitted manuscript.

Deborah Fitzsimmons (<https://orcid.org/0000-0002-7286-8410>) (Professor of Health Economics and Outcomes Research) did the health economics analysis and was responsible for the interpretation of the data and for drafting and approving the final submitted manuscript.

Paula Foscarini-Craggs (<https://orcid.org/0000-0001-9511-696X>) (Research Associate) managed the trial and was responsible for the interpretation of the data and for drafting and approving the final submitted manuscript.

Shaun R S Harris (<https://orcid.org/0000-0001-7724-6621>) (Research Officer) did the health economics analysis and was responsible for the interpretation of the data and for drafting and approving the final submitted manuscript.

Mark Kelson (<https://orcid.org/0000-0001-7744-3780>) (Associate Professor) conceived the study, designed the trial, obtained grant funding, oversaw management of the trial and did the statistical analysis, and was responsible for the interpretation of the data and for drafting and approving the final submitted manuscript.

Karina Lovell (<https://orcid.org/0000-0001-8821-895X>) (Professor of Mental Health) conceived the study, designed the trial, obtained grant funding, oversaw management of the trial, and was responsible for the interpretation of the data and for drafting and approving the final submitted manuscript.

Maureen McKenna (<https://orcid.org/0000-0002-3477-1626>) (Lead Consultant Psychological Therapist) managed the trial and was responsible for the interpretation of the data and for drafting and approving the final submitted manuscript.

Rachel McNamara (<https://orcid.org/0000-0002-7280-1611>) (Principal Research Fellow) conceived the study, designed the trial, obtained grant funding, oversaw management of the trial, and was responsible for the interpretation of the data and for drafting and approving the final submitted manuscript.

Claire Nollett (<https://orcid.org/0000-0001-6676-4933>) (Research Associate) managed the trial and was responsible for the interpretation of the data and for drafting and approving the final submitted manuscript.

Tim Pickles (<https://orcid.org/0000-0001-7743-0234>) (Health and Care Research Wales NIHR Doctoral Fellow) did the statistical analysis and was responsible for the interpretation of the data and for drafting and approving the final submitted manuscript.

Rhys Williams-Thomas (<https://orcid.org/0000-0002-1779-3460>) (Research Associate) managed the trial and was responsible for the interpretation of the data and for drafting and approving the final submitted manuscript.

All available data can be obtained from the corresponding author.

Department of Health disclaimer

This report presents independent research commissioned by the National Institute for Health and Care Research (NIHR). The views and opinions expressed by authors in this publication are those of the authors and do not necessarily reflect those of the NHS, the NIHR, MRC, CCF, NETSCC, the HTA programme or the Department of Health.

Ethical approval

The trial was granted a favourable ethical opinion by the South East Wales Research Ethics Committee (17/WA/0008).

Data sharing

The dataset is available from the corresponding author at bissonji@cardiff.ac.uk.

References

1. American Psychiatric Association. *Diagnostic and Statistical Manual of Mental Disorders*. 5th edn. Washington, DC: American Psychiatric Association; 2013.
2. World Health Organization. *International Classification of Diseases for Mortality and Morbidity Statistics (11th Revision)*. 2018. URL: <https://icd.who.int/browse11/l-m/en> (accessed 22 June 2022).
3. McManus S, Bebbington PE, Jenkins R, Brugha T. *Mental Health and Wellbeing in England: The Adult Psychiatric Morbidity Survey 2014*. Leeds, UK: NHS Digital; 2016.
4. Kessler RC, Sonnega A, Bromet E, Hughes M, Nelson CB. Posttraumatic stress disorder in the National Comorbidity Survey. *Arch Gen Psychiatry* 1995;**52**(12):1048–60.
5. Brady KT, Killeen TK, Brewerton T, Lucerini S. Comorbidity of psychiatric disorders and post-traumatic stress disorder. *J Clin Psychiatry* 2000;**61**:22–32.
6. Ryder AL, Azcarate PM, Cohen BE. PTSD and physical health. *Curr Psychiatry Rep* 2018;**20**(12):1–8.
7. Ferry FR, Brady SE, Bunting BP, Murphy SD, Bolton D, O'Neill SM. The economic burden of PTSD in Northern Ireland. *J Trauma Stress* 2015;**28**(3):191–7.
8. ISTSS. *Posttraumatic Stress Disorder Prevention and Treatment Guidelines: Methodology and Recommendations*. 2018. URL: http://www.istss.org/getattachment/Treating-Trauma/New-ISTSS-Prevention-and-Treatment-Guidelines/ISTSS_PreventionTreatmentGuidelines_FNL.pdf.aspx (accessed 22 June 2022).
9. NICE. *Post-traumatic Stress Disorder (NICE Guideline NG116)*. 2018. URL: <https://www.nice.org.uk/guidance/ng116> (accessed 22 June 2022).
10. Phoenix Australia. *The Australian Guidelines for the Prevention and Treatment of Acute Stress Disorder (ASD), Posttraumatic Stress Disorder (PTSD) and Complex PTSD*. 2020. URL: www.phoenixaustralia.org/australian-guidelines-for-ptsd/ (accessed 22 June 2022).
11. American Psychological Association. *Clinical Practice Guideline for the Treatment of Posttraumatic Stress Disorder (PTSD) in Adults*. Washington, DC: American Psychological Association; 2017.
12. Davis RG, Ressler KJ, Schwartz AC, Stephens KJ, Bradley RG. Treatment barriers for low-income, urban African Americans with undiagnosed posttraumatic stress disorder. *J Trauma Stress* 2008;**21**(2):218–22.
13. Kantor V, Knefel M, Lueger-Schuster B. Perceived barriers and facilitators of mental health service utilization in adult trauma survivors: A systematic review. *Clin Psychol Rev* 2017;**52**:52–68.
14. Lovell K, Richards D. Multiple access points and levels of entry (MAPLE): ensuring choice, accessibility and equity for CBT services. *Behav Cogn Psychother* 2000;**28**(4):379–91.
15. Lewis C, Pearce J, Bisson JI. Efficacy, cost-effectiveness and acceptability of self-help interventions for anxiety disorders: systematic review. *Br J Psychiatry* 2012;**200**(1):15–21.
16. Karyotaki E, Efthimiou O, Miguel C, Berman FM, Furukawa TA, Cuijpers P, *et al*. Internet-based cognitive behavioral therapy for depression: a systematic review and individual patient data network meta-analysis. *JAMA Psychiatry* 2021;**78**(4):361–71. <https://doi.org/10.1001/jamapsychiatry.2020.4364>
17. Lewis C, Roberts NP, Vick TL, Bisson JI. Development of a guided self-help (GSH) program for the treatment of mild-to-moderate posttraumatic stress disorder (PTSD). *Depress Anxiety* 2013;**30**(11):1121–8.

18. Medical Research Council. *A Framework for the Development and Evaluation of Randomised Controlled Trials for Complex Interventions to Improve Health*. London: MRC; 2000.
19. Lewis CE, Farewell D, Groves V, Kitchiner NJ, Roberts NP, Vick T, Bisson JI. Internet-based guided self-help for posttraumatic stress disorder (PTSD): randomized controlled trial. *Depress Anxiety* 2017;**34**(6):555–65.
20. Simon N, Robertson L, Lewis C, Roberts NP, Bethell A, Dawson S, *et al*. Internet-based cognitive and behavioural therapies for post-traumatic stress disorder (PTSD) in adults. *Cochrane Database Syst Rev* 2021;**5**(5):CD011710. <https://doi.org/10.1002/14651858.CD011710.pub3>
21. Nolleth C, Lewis C, Kitchiner N, Roberts N, Addison K, Brookes-Howell L, *et al*. Pragmatic randomised controlled trial of a trauma-focused guided self-help programme versus individual trauma-focused cognitive behavioural therapy for post-traumatic stress disorder (RAPID): trial protocol. *BMC Psychiatry* 2018;**18**(1). <https://doi.org/10.1186/s12888-018-1665-3>
22. Piaggio G, Elbourne DR, Pocock SJ, Evans SJ, Altman DG, CONSORT Group. Reporting of noninferiority and equivalence randomized trials: extension of the CONSORT 2010 statement. *JAMA* 2012;**308**(24):2594–604.
23. Schulz KF, Altman DG, Moher D. CONSORT 2010 statement: updated guidelines for reporting parallel group randomised trials. *Trials* 2010;**11**(1):1–8.
24. Weathers FW, Blake DD, Schnurr PP, Kaloupek DG, Marx BP, Keane TM. *The Clinician-Administered PTSD Scale for DSM-5 (CAPS-5)*. 2013. URL: www.ptsd.va.gov/. Interview available from the National Center for PTSD at www.ptsd.va.gov (accessed 22 June 2022).
25. Ehlers A, Clark DM. A cognitive model of posttraumatic stress disorder. *Behav Res Ther* 2000;**38**(4):319–45.
26. Creamer M, Bell R, Failla S. Psychometric properties of the Impact of Event Scale – Revised. *Behav Res Ther* 2003;**41**(12):1489–96.
27. EuroQol Group. EuroQol – a new facility for the measurement of health-related quality of life. *Health policy (Amsterdam)*. 1990;**16**(3):199–208.
28. National Institute for Health and Care Excellence (NICE). *Position Statement on Use of the EQ-5D-5L Value Set for England*. 2019. URL: www.nice.org.uk/about/what-we-do/our-programmes/nice-guidance/technology-appraisal-guidance/eq-5d-5l (accessed October 2021).
29. Van Hout B, Janssen MF, Feng Y-S, Kohlmann T, Busschbach J, Golicki D, *et al*. Interim scoring for the EQ-5D-5L: mapping the EQ-5D-5L to EQ-5D-3L value sets. *Value Health* 2012;**15**(5):708–15.
30. Mundt JC, Marks IM, Shear MK, Greist JM. The Work and Social Adjustment Scale: a simple measure of impairment in functioning. *Br J Psychiatry* 2002;**180**(5):461–4.
31. Kroenke K, Spitzer RL, Williams JBW. The PHQ-9: validity of a brief depression severity measure. *J Gen Intern Med* 2001;**16**(9):606–13.
32. Spitzer RL, Kroenke K, Williams JBW, Löwe B. A brief measure for assessing generalized anxiety disorder: the GAD-7. *Arch Intern Med* 2006;**166**(10):1092–7.
33. Saunders JB, Aasland OG, Babor TF, De la Fuente JR, Grant M. Development of the alcohol use disorders identification test (AUDIT): WHO collaborative project on early detection of persons with harmful alcohol consumption-II. *Addiction* 1993;**88**(6):791–804.
34. Dahlem NW, Zimet GD, Walker RR. The multidimensional scale of perceived social support: a confirmation study. *J Clin Psychol* 1991;**47**(6):756–61.

35. Zimet GD, Dahlem NW, Zimet SG, Farley GK. The multidimensional scale of perceived social support. *J Pers Assess* 1988;**52**(1):30–41.
36. Cecil H, Stanley MA, Carrion PG, Swann A. Psychometric properties of the MSPSS and NOS in psychiatric outpatients. *J Clin Psychol* 1995;**51**(5):593–602.
37. Zimet GD, Powell SS, Farley GK, Werkman S, Berkoff KA. Psychometric characteristics of the multidimensional scale of perceived social support. *J Pers Assess* 1990;**55**(3-4):610–7.
38. Morin CM, Belleville G, Bélanger L, Ivers H. The Insomnia Severity Index: psychometric indicators to detect insomnia cases and evaluate treatment response. *Sleep* 2011;**34**(5):601–8.
39. Foa EB, Ehlers A, Clark DM, Tolin DF, Orsillo SM. The posttraumatic cognitions inventory (PTCI): Development and validation. *Psychol Assess* 1999;**11**(3):303–14.
40. Luszczynska A, Gutiérrez-Doña B, Schwarzer R. General self-efficacy in various domains of human functioning: evidence from five countries. *Int J Psychol* 2005;**40**(2):80–9.
41. Scholz U, Doña BG, Sud S, Schwarzer R. Is general self-efficacy a universal construct? Psychometric findings from 25 countries. *Eur J Psychol Assess*. 2002;**18**(3):242.
42. Larsen DL, Attkisson CC, Hargreaves WA, Nguyen TD. Assessment of client/patient satisfaction: development of a general scale. *Eval Program Plann* 1979;**2**(3):197–207.
43. Nguyen TD, Attkisson CC, Stegner BL. Assessment of patient satisfaction: development and refinement of a service evaluation questionnaire. *Eval Program Plann* 1983;**6**(3-4):299–313.
44. Cahill J, Stiles WB, Barkham M, Hardy GE, Stone G, Agnew-Davies R, Unsworth G. Two short forms of the Agnew Relationship Measure: The ARM-5 and ARM-12. *Psychother Res* 2012;**22**(3):241–55.
45. Bisson JI, Roberts NP, Andrew M, Cooper R, Lewis C. Psychological therapies for chronic post-traumatic stress disorder (PTSD) in adults. *Cochrane Database Syst Rev* 2013; Issue 12, Art No. CD003388.
46. International Conference on Harmonisation. *ICH Harmonised Tripartite Guideline for Statistical Principles for Clinical Trials*. Brookwood Medical Publications; 1998. URL: https://database.ich.org/sites/default/files/E9_Guideline.pdf (accessed October 2021).
47. Chow SC, Shao J. On non-inferiority margin and statistical tests in active control trials. *Stat Med* 2006;**25**(7):1101–13.
48. nQuery v 7.0. *Sample Size and Power Calculation*. Cork, Ireland: 'Statsols' (Statistical Solutions Ltd); 2017.
49. Audigier V, White IR, Jolani S, Debray TP, Quartagno M, Carpenter J, *et al*. Multiple imputation for multilevel data with continuous and binary variables. *Stat Sci* 2018;**33**(2):160–83.
50. European Medicines Agency. ICH E9(R1) addendum on estimands and sensitivity analysis in clinical trials to the guideline on statistical principles for clinical trials – Step 2b. 2017;44 (August):1–23. URL: www.ema.europa.eu/en/documents/scientific-guideline/draft-ich-e9-r1-addendum-estimands-sensitivity-analysis-clinical-trials-guideline-statistical_en.pdf (accessed October 2021).
51. Gillespie D, Farewell D, Barrett-Lee P, Casbard A, Hawthorne AB, Hurt C, *et al*. The use of randomisation-based efficacy estimators in non-inferiority trials. *Trials* 2017;**18**(1):1–11.
52. Gillespie D, Hood K, Farewell D, Butler CC, Verheij T, Goossens H, *et al*. Adherence-adjusted estimates of benefits and harms from treatment with amoxicillin for LRTI: secondary analysis of a 12-country randomised placebo-controlled trial using randomisation-based efficacy estimators. *BMJ open* 2015;**5**(3):e006160.

53. Wiles N, Fischer K, Cowen P, Nutt D, Peters T, Lewis G, *et al.* Allowing for non-adherence to treatment in a randomized controlled trial of two antidepressants (citalopram versus reboxetine): an example from the GENPOD trial. *Psychol Med* 2014;**44**(13):2855–66.
54. Quartagno M, Grund S, Carpenter JJ. A flexible package for two-level joint modelling multiple imputation. *R Journal* 2019;**9**(1):205–28.
55. *Stata Statistical Software: Release 16.1 [program]*. College Station, TX: StataCorp LLC; 2019.
56. Weiss DS. *The Impact of Event Scale: Revised. Cross-cultural Assessment of Psychological Trauma and PTSD*. Springer; 2007. pp. 219–38.
57. Mavranouzouli I, Megnin-Viggars O, Grey N, Bhutani G, Leach J, Daly C, *et al.* Cost-effectiveness of psychological treatments for post-traumatic stress disorder in adults. *PLoS One* 2020;**15**(4):e0232245.
58. Chisholm D, Knapp MRJ, Knudsen HC, Amaddeo F, Gaité L, Van Wijngaarden B, *et al.* Client socio-demographic and service receipt inventory – European version: development of an instrument for international research: EPSILON Study 5. *Br J Psychiatry* 2000;**177**(S39):s28–s33.
59. Beecham J, Knapp M. *Costing Psychiatric Interventions. Measuring Mental Health Needs*. London: Gaskell; 2001. pp. 220–4.
60. Personal Social Services Research Unit (PSSRU). *Generic Mental Health CSRI*. URL: www.pssru.ac.uk/csri/featured-examples-of-the-csri/generic-mental-health-csri/ (accessed October 2021).
61. Pritchard C, Sculpher M. Productivity costs: principles and practice in economic evaluation. *Monographs* 2000;**00464**.
62. Curtis L, Burns A. *Unit Costs of Health and Social Care*. PSSRU; 2013.
63. NHS. *NHS Reference Cost Collection*. 2017/18. URL: <https://webarchive.nationalarchives.gov.uk/ukgwa/20200501111106/https://improvement.nhs.uk/resources/reference-costs/> (accessed 8 October 2021).
64. NHS Business Services Authority. *NHS Drug Tariff Online January 2021*. 2021. URL: www.nhsbsa.nhs.uk/pharmacies-gp-practices-and-appliance-contractors/drug-tariff (accessed October 2021).
65. *British National Formulary*. 2017. URL: www.medicinescomplete.com/about/publications.htm?pub=bnf (accessed September 2017 and January 2018).
66. Faria R, Gomes M, Epstein D, White IR. A guide to handling missing data in cost-effectiveness analysis conducted within randomised controlled trials. *Pharmacoecon* 2014;**32**(12):1157–70.
67. Francis NA, Gillespie D, White P, Bates J, Lowe R, Sewell B, *et al.* C-reactive protein point-of-care testing for safely reducing antibiotics for acute exacerbations of chronic obstructive pulmonary disease: the PACE RCT. *Health Technol Assess (Winchester, England)* 2020;**24**(15):1.
68. NICE. *The Principles That Guide the Development of NICE Guidance and Standards 2021*. URL: www.nice.org.uk/about/who-we-are/our-principles (accessed 15 September 2021).
69. Net Monetary Benefit. York: York Health Economics Consortium. 2016. URL: <https://yhec.co.uk/glossary/net-monetary-benefit/> (accessed 3 September 2021).
70. Sullivan SD, Mauskopf JA, Augustovski F, Caro JJ, Lee KM, Minchin M, *et al.* Budget impact analysis – principles of good practice: report of the ISPOR 2012 Budget Impact Analysis Good Practice II Task Force. *Value Health* 2014;**17**(1):5–14.
71. ONS. *ONS National Population Projections: 2018-Based*. 2018.
72. Dakin H, Wordsworth S. Cost-minimisation analysis versus cost-effectiveness analysis, revisited. *Health Econ* 2013;**22**(1):22–34.

73. Chisholm D, Evans DB. Economic evaluation in health: saving money or improving care? *J Med Econ* 2007;**10**(3):325–37.
74. Moore GF, Audrey S, Barker M, Bond L, Bonell C, Hardeman W, *et al.* Process evaluation of complex interventions: Medical Research Council guidance. *BMJ* 2015;**350**:h1258.
75. Chen H, Chen C, Bai S, Gao Y, Metcalfe G, Cheng W, Zhu Y. Multiplexed detection of cancer biomarkers using a microfluidic platform integrating single bead trapping and acoustic mixing techniques. *Nanoscale* 2018;**10**(43):20196–206.
76. Palinkas LA. Qualitative and mixed methods in mental health services and implementation research. *J Clin Child Adolesc Psychol* 2014 Nov 2;**43**(6):851–61.
77. Ritchie J, Spencer L, Bryman A, Burgess RG. Qualitative data analysis for applied policy research. *Analyz Qual Data* 1994 Jan 5;**173**:194.
78. Saunders B, Sim J, Kingstone T, Baker S, Waterfield J, Bartlam B, *et al.* Saturation in qualitative research: exploring its conceptualization and operationalization. *Qual Quant* 2018;**52**(4):1893–907.
79. Braun V, Clarke V. Reflecting on reflexive thematic analysis. *Qualitative Research in Sport, Exercise and Health*. 2019 Aug 8;**11**(4):589–97.
80. Malterud K, Siersma VD, Guassora AD. Sample size in qualitative interview studies: guided by information power. *Qual Health Res* 2016;**26**(13):1753–60.
81. Gale NK, Heath G, Cameron E, Rashid S, Redwood S. Using the framework method for the analysis of qualitative data in multi-disciplinary health research. *BMC Med Res Methodol* 2013;**13**(1):1–8.
82. Lewis C, Roberts NP, Andrew M, Starling E, Bisson JI. Psychological therapies for post-traumatic stress disorder in adults: systematic review and meta-analysis. *Eur J Psychotraumatol* 2020;**11**(1):1729633.
83. Schnyder U, Ehlers A, Elbert T, Foa EB, Gersons BPR, Resick PA, *et al.* Psychotherapies for PTSD: what do they have in common? *Eur J Psychotraumatol* 2015;**6**(1):28186.
84. Lewis C, Roberts N, Simon N, Bethell A, Bisson J. Internet-delivered cognitive behavioural therapy for post-traumatic stress disorder: systematic review and meta-analysis. *Acta Psychiatr Scand* 2019;**140**(6):508–21.
85. Macedo T, Barbosa M, Rodrigues H, Coutinho ESF, Figueira I, Ventura P. Does CBT have lasting effects in the treatment of PTSD after one year of follow-up? A systematic review of randomized controlled trials. *Trends Psychiatry Psychother* 2018;**40**:352–9.
86. Schuster R, Topooco N, Keller A, Radvogin E, Laireiter A-R. Advantages and disadvantages of online and blended therapy: replication and extension of findings on psychotherapists' appraisals. *Internet Interv*. 2020;**21**:100326.
87. Lovell K, Bower P, Gellatly J, Byford S, Bee P, McMillan D, *et al.* Clinical effectiveness, cost-effectiveness and acceptability of low-intensity interventions in the management of obsessive-compulsive disorder: the Obsessive-Compulsive Treatment Efficacy randomised controlled Trial (OCTET). *Health Technol Assess (Winchester, England)* 2017;**21**(37):1–132.
88. Deisenhofer AK, Delgadillo J, Rubel JA, Boehnke JR, Zimmermann D, Schwartz B, *et al.* Individual treatment selection for patients with posttraumatic stress disorder. *Depress Anxiety* 2018;**35**(6):541–50.
89. Higgins JPT, Thomas J, Chandler J, Cumpston M, Li T, and Page MJ, *et al.* *Cochrane Handbook for Systematic Reviews of Interventions*. 2nd edn. Hoboken, NJ, Chichester: Wiley-Blackwell; 2019.

REFERENCES

90. Duffy M, Gillespie K, Clark DM. Post-traumatic stress disorder in the context of terrorism and other civil conflict in Northern Ireland: randomised controlled trial. *BMJ* 2007;**334**(7604):1147-1147.
91. Andersson G, Titov N. Advantages and limitations of Internet-based interventions for common mental disorders. *World Psychiatry* 2014;**13**(1):4-11.
92. Wind TR, Rijkeboer M, Andersson G, Riper H. The COVID-19 pandemic: The 'black swan' for mental health care and a turning point for e-health. *Internet Interv* 2020;**20**:100317.
93. Simon N, Ploszajski M, Lewis C, Smallman K, Roberts NP, Kitchiner NJ, *et al.* Internet-based psychological therapies: a qualitative study of National Health Service commissioners and managers views. *Psychol Psychother* 2021;**94**(4):994-1014. <https://doi.org/10.1111/papt.12341>
94. Knudsen SV, Laursen HVB, Johnsen SP, Bartels PD, Ehlers LH, Mainz J, *et al.* Can quality improvement improve the quality of care? A systematic review of reported effects and methodological rigor in plan-do-study-act projects. *BMC Health Serv Res* 2019;**19**(1):683.

Appendix 1 Supplementary health economic data

NHS Electronic Drug Tariff⁶⁴ and British National Formulary⁶⁵

TABLE 31 Medication unit costs

Drug name	Dose	Pack size	Price per pack
Adalimumab	20mg/0.2 ml	2	£352.14
	40mg/0.4 ml	2	£704.28
Amitriptyline	10 mg	28	£1.08
	25 mg	28	£1.03
	50 mg	28	£1.80
Amlodipine	10 mg	28	£1.03
Ampicillin	250 mg	28	£24.38
	500 mg	28	£47.50
Apixaban	5 mg	56	£53.30
Atorvastatin chewable tablets	10 mg	30	£13.80
	20 mg	30	£26.40
Azathioprine	25 mg	28	£2.14
	50 mg	56	£3.10
Bendroflumethiazide	2.5 mg	28	£0.84
Bisoprolol	5 mg	28	£0.95
Budesonide with formoterol	100 µg/6 µg	120	£28.00
Buprenorphine transdermal patches	35 µg/hour	4	£15.80
	15 µg/hour	4	£49.15
	52.5 µg/hour	4	£23.71
Calcium carbonate chewable tablets	500 mg	48	£2.72
Candesartan	8 mg	28	£1.53
	16 mg	28	£1.57
Cinnarizine	15 mg	84	£4.70
Citalopram	20 mg	28	£1.23
	40 mg	28	£1.42
Co-codamol tablets	15 mg/500 mg	100	£3.94
	30 mg/500 mg	30	£1.85
Codeine	30 mg	28	£1.32
		100	£4.71
	60 mg	28	£2.19

continued

TABLE 31 Medication unit costs (continued)

Drug name	Dose	Pack size	Price per pack
Diazepam	2 mg	28	£0.89
	5 mg	28	£0.93
	10 mg	28	£1.05
Diltiazem hydrochloride	120 mg	28	£9.14
	180 mg	28	£10.37
Digoxin	250 µg	28	£1.63
Disulfiram	200 mg	50	£106.05
Diclofenac	200 ml		£12.95
Docusate sodium	100 mg	30	£2.09
Duloxetine	30 mg	28	£1.74
	60 mg	28	£2.36
Ethinylestradiol/drospirenone (Eloine)	20 µg/3 mg	84	£14.70
Ethinylestradiol/levonorgestrel (Rigevidon)	30 µg/150 µg	63	£2.82
Fluoxetine	30 mg	30	£1.80
	60 mg	30	£6.76
Fluticasone with salmeterol	500 µg/50 µg	60 dose	£32.74
Fluticasone with vilanterol	184 µg/22 µg	30	£29.50
	92 µg/22 µg	30	£22.00
Folic acid	5 mg	28	£1.15
Fostair	100 µg/6 mg or 200 µg/6 mg	120	£29.32
Gabapentin	300 mg	100	£3.45
	400 mg	100	£4.47
	600 mg	100	£9.17
Gliclazide	40 mg	28	£1.57
	80 mg	28	£1.19
Ibuprofen	200 mg	24	£1.48
	200 mg	84	£5.18
	400 mg	24	£2.19
	400 mg	84	£7.67
Iron supplements	14 mg	180	£6.50
Labetalol	50 mg	56	£3.79
	100 mg	56	£6.08
	200 mg	56	£8.80
Lansoprazole	15 mg	28	£1.12
	30 mg	28	£1.43
Latanoprost	2.5 ml	1	£3.01
Losartan	12.5 mg	28	£5.70

TABLE 31 Medication unit costs (continued)

Drug name	Dose	Pack size	Price per pack
	25 mg	28	£1.42
	50 mg	28	£1.61
	100 mg	28	£1.97
Levothyroxine	12.5 µg	28	£12.49
	25 µg	28	£1.54
	50 µg	28	£1.26
	75 µg	28	£3.07
	100 µg	28	£1.26
Medroxyprogesterone acetate	104 mg/0.65 ml	1	£6.90
	150 ml/1 ml	1	£6.01
Mefenamic acid	250 mg	100	£23.90
Mesalazine	4 g	30	£73.78
Metformin	500 mg modified release	56	£4.00
	1 g modified release	56	£6.40
	500 mg tablets	28	£1.53
Mesalazine	1.2 g	60	£42.95
Millinette (oral contraceptive) ethinylestradiol/gestodene	20 µg/75 µg	63	£8.85
	30 µg/75 µg	63	£6.73
Mirtazapine	15 mg	30	£2.44
	30 mg	30	£2.71
	45 mg	30	£2.96
Montelukast	10 mg	28	£2.54
MST	15 mg	60	£9.10
Naproxen	500 mg	28	£2.35
Omeprazole	20 mg	28	£1.18
	40 mg	7	£0.88
Oramorph (Morphine)	20 mg/ml	120 ml	£19.50
Oxycontin (longtec)	5 mg	28	£12.52
Paracetamol	500 mg	100	£3.06
	1 g	100	£3.50
Promethazine hydrochloride	25 mg	56	£4.61
Paroxetine	20 mg	30	£1.74
	30 mg	30	£2.22
Prazosin	1 mg	60	£3.46
Prednisolone	5 mg	28	£1.28
Pregabalin	75 mg	56	£2.33

continued

TABLE 31 Medication unit costs (continued)

Drug name	Dose	Pack size	Price per pack
	100 mg	84	£3.58
	200 mg	84	£4.98
	300 mg	56	£4.32
Prochlorperazine	5 mg	28	£1.26
Propranolol	10 mg	28	£1.57
	40 mg	28	£1.55
	80 mg	56	£3.36
	160 mg	56	£5.88
Quetiapine	25 mg	60	£2.08
Ramipril	10 mg	28	£1.22
Salbutamol	100 µg	200 dose	£1.50
Sertraline	50 mg	28	£4.39
	100 mg	28	£8.88
Simvastatin	40 mg	28	£1.22
Sumatriptan	6 mg/0.5 ml	2	£45.00
	Tablets 50 mg	6	£1.4
Testosterone	250mg/1 ml	1	£2.45
Tacrolimus	1 mg	50	£80.28
Temazepam	10 mg	28	£1.71
Thiamine	100 mg	100	£7.11
Tiotropium	2.5 µg	60	£23.00
Tramadol	50 mg	60	£7.24
	100g/ml oral drops	10 ml	£25.00
Tranexamic acid	500mg	60	£9.05
Trazadone	50 mg	84	£3.90
	100 mg	56	£3.77
Triptorelin	3 mg	1	£69.00
	11.25 mg	1	£207.00
Tysabri (Natalizumab)	22.5 mg	1	£414.00
Venlafaxine	75 mg	30	£2.60
	150 mg	30	£3.90
	225 mg	30	£33.60
Vitamin B ₁₂	10 µg	180	£6.00
Vitamin D	10 µg	90	£2.30
Zopiclone	3.75 mg	28	£1.27
	7.5 mg	28	£1.26

TABLE 32 Health and social care staff unit costs by healthcare professional

	Band	Cost per working hour	Cost per patient contact	Source
Therapist	4	£31	£59.21	PSSRU 2020 1 : 0.91 ratio of direct to indirect time for clinical psychologist (band7)
Therapist	5	£36	£68.76	
Therapist	7	£58	£110.78	
Therapist	8a	£69	£131.79	
Therapist	8b	£82	£156.62	
Therapist	8c	£96	£183.36	
General practice nurse	5	£42.00	£76.29	
District nurse	6	£49.00	£89.00	PSSRU 2020
Community psychiatric nurse/case manager	6	£49.00	£89.00	PSSRU 2020
Mental health nurse	5	£39.00	£63.00	PSSRU 2020
Social worker (adult services)		£51.00	£82.38	Ratio for mental health nurse used to calculate cost per patient contact
Counsellor	6	£48.00	£87.18	Ratio for district nurse used to calculate cost per patient contact
Community occupational therapist		£49.00	£89.00	Ratio for district nurse used to calculate cost per patient contact

TABLE 33 GP costs

	Unit cost	Adjusted cost	Source
GP appointment 9.22 minutes (including direct care staff)	£39.00	N/A	PSSRU 2020
GP in-person cost per working hour	£255.00	N/A	PSSRU 2020
GP telephone appointment	£8.41	N/A	PSSRU 2020
GP out-of-hours appointment	£68.30	£73.09	National Audit Office 2014 (1) uplifted to 2020

TABLE 34 Primary and community care by service

	Unit cost	Uplifted cost	NHS Reference Costs 2018/19
OT adult one-to-one	£83.00	£84.83	A06A1
OT adult group	£104.00	£106.30	A06AG
PT adult, one-to-one	£63.00	£64.39	A08A1
Other therapist, adult, one-to-one	£83.00	£84.83	A01A1
Other therapist, adult, group	£50.00	£51.11	A01AG
Community midwife, antenatal visit	£58.00	£59.28	N01A

continued

TABLE 34 Primary and community care by service (continued)

	Unit cost	Uplifted cost	NHS Reference Costs 2018/19
District nurse, adult face-to-face	£40.00	£40.88	N02AF
Specialist nursing, active case management adult, face-to-face	£80.00	£81.77	N06AF
Specialist nursing, Stoma Care Services, Adult face-to-face	£46.00	£47.02	N24AF
Health visitor	£67.94	£69.44	N03A-G, J, N
Alcohol services – community care contact		£93.00	Drug and alcohol services (adults) PSSRU 2020
Drugs services – outpatient		£121.00	Drug and alcohol services (adults) PSSRU 2020

TABLE 35 Home care

Home care worker	Mean unit cost (weekday/ weekend/night-time)	Source
Private purchaser face-to-face	£29.75	PSSRU 2020
Social services face-to-face	£30.75	PSSRU 2020

TABLE 36 Dental care

	Unit cost 2018/19	Unit cost 2020	Source
Band 1	N/A	£22.70	PSSRU 2020
Band 2	N/A	£62.10	PSSRU 2020
Band 3	N/A	£269.30	PSSRU 2020
Emergency dental service, attendance	£99.00	£101.19	M01C NHS reference cost 2018/19

TABLE 37 Secondary care – outpatient appointments

	Unit cost 2018/19	Unit cost 2020	NHS Reference Costs 2018/19
Psychiatric	£315	£321.96	710 adult mental illness
Medical	£167	£170.69	300 general medicine
Orthopaedic	£120	£122.65	110 trauma and orthopaedics
Gastroenterology	£141	£144.12	301 gastroenterology
Urology	£108	£110.39	101 urology
Audiology	£108	£110.39	840 audiology
Maxillofacial	£124	£126.74	144 maxillo-facial surgery
Antenatal	£99	£101.19	560 midwifery service
Pain management	£157	£160.47	191 pain
Complex specialised rehabilitation service	£94	£96.08	344

TABLE 37 Secondary care – outpatient appointments (*continued*)

	Unit cost 2018/19	Unit cost 2020	NHS Reference Costs 2018/19
Physiotherapy	£58	£59.28	650 physiotherapy
Occupational therapy	£71.00	£72.57	651 occupational therapy
Orthoptics	£74	£75.64	655
Clinical psychology	£199.00	£203.04	656
Orthotics	£124.00	£126.74	658
Genitourinary medicine	£116.00	£118.56	360
Trauma and orthopaedics	£120.00	£122.65	110
Family planning clinic	£90.00	£91.99	FPC
Neurosurgery	£183.00	£187.04	150
Ophthalmology	£98.00	£100.17	130
Gynaecology	£141.00	£144.12	502
Neurology	£177.00	£180.91	400
General surgery	£134.00	£136.96	100
Nephrology	£164.00	£167.62	361
Cardiology	£139.00	£142.07	320
Rheumatology	£147.00	£150.25	410
Respiratory medicine	£157.00	£160.47	340
Dermatology	£113.00	£115.50	330
Colorectal surgery	£121.00	£123.67	104
Obstetrics	£135.00	£137.98	501
Endocrinology	£161.00	£164.56	302
Respiratory nurse or AHP, education or support	£160.90	£164.46	DZ49Z
Respiratory sleep study	£183.35	£187.40	DZ50Z
Injection of RH immune globulin or other blood transfusion 19+	£153.00	£156.38	SA45A
Colposcopy	£233.57	£238.73	MA38/39/40Z
Electrocardiogram	£136.66	£139.68	EC22Z/EY51Z
IAPT per contact	£25.56	£261.2	Cluster 01/02

TABLE 38 Emergency medicine

	Unit cost 2018/19	Unit cost 2020	Source
NHS 111	N/A	£13.24	Pope <i>et al.</i> BMJ Open 2017 (1) uplifted from 2016 to 2020
Minor injury unit	£72.54	£74.14	Type 3 and 4 non-admitted A&E
A&E admitted	£268.27	£274.20	All emergency medicine investigations admitted
A&E non-admitted	£159.48	£163.00	All emergency medicine investigations non-admitted

TABLE 39 Diagnostic tests and imaging

	Unit cost 2018/19	Unit cost 2020	Source
Diagnostic test	£2.00	£2.04	Average of pathology reference costs
Blood test	£1.00	£1.02	DAPS04 clinical biochemistry, N = 279,917,477
Imaging MRI/ CT one area	£119.42	£122.06	Imaging – outpatient, MRI, CT, aged 19 and over, one area, no contrast, post-contrast only, pre- and post-contrast
Imaging MRI one area	£147.78	£151.05	Imaging – outpatient, MRI aged 19 and over, one area, no contrast, post-contrast only, pre- and post-contrast
Imaging U/S	£55.21	£56.43	Imaging – Outpatient, U/S, less than or more than 20 minutes, with and without contrast
Endoscopy/ endometriosis	£313.76	£320.69	Gynaecology – 502, MA09B and MA10Z; laparoscopic or endoscopic upper genital tract procedures
X-ray	£22.00	£22.49	IMAGOP Plain film

TABLE 40 Day cases

	Unit cost 2018/19	Unit cost 2020	Source
Asthma	£282.14	£288.38	DZ15M, N, P, Q, R asthma with and without interventions
Infections or other complications of procedures	£411.02	£420.10	WHO7A-6
Procedure	£914.11	£934.31	Mean of all-day case procedures for adults

TABLE 41 Inpatient admissions

	Unit cost 2017/18	Unit cost 2019/20	Source
Acute medical ward	£853.99	£893.02	Weighted average of all elective and non-elective inpatient adult stays bed days, NHS reference costs 2017/18 (1)
General ward	£334	£349.45	Weighted average of all XS bed days for elective and non-elective inpatient stays, NHS reference costs 2017/18
Acute psychiatric ward		£510.03	Average of low-level and medium-level secure mental health services bed days PSSRU 2019
Long stay/ residential		£124	Per day for care home – adults requiring long-term mental health support (18–64) PSSRU 2020
Psychiatric rehabilitation	£429	£438.48	VC28Z rehabilitation for other psychiatric disorder, NHS reference costs 2017/18

TABLE 42 Missing data

Variable	Time point	CBT-TF (n = 99) (% missing)	GSH (n = 96) (% missing)
EQ-5D VAS	Baseline	5 (5.05)	1 (1.03)
	16 weeks	24 (24.24)	30 (30.93)
	52 weeks	44 (44.44)	45 (46.39)
EQ-5D utility	Baseline	0 (0.00)	1 (1.03)
	16 weeks	24 (24.24)	30 (30.93)
	52 weeks	44 (44.44)	45 (46.39)
NHS costs	Baseline	0 (0.00)	0 (0.00)
	16 weeks	19 (19.19)	25 (25.77)
	52 weeks	40 (40.40)	37 (38.14)
All cost	Baseline	0 (0.00)	0 (0.00)
	16 weeks	19 (19.19)	25 (25.77)
	52 weeks	40 (40.40)	37 (38.14)
CAPS total score	Baseline	0 (0.00)	0 (0.00)
	16 weeks	16 (16.16)	20 (20.62)
	52 weeks	29 (29.29)	28 (28.87)
IES-R total score	Baseline	0 (0.00)	0 (0.00)
	16 weeks	21 (21.21)	29 (29.90)
	52 weeks	42 (42.42)	43 (44.33)
WSAS total score	Baseline	0 (0.00)	0 (0.00)
	16 weeks	24 (24.24)	29 (29.90)
	52 weeks	44 (44.44)	44 (45.36)
Total therapy		1 (1.01)	2 (2.06)
Real-world therapy	1 year	0 (0.00)	0 (0.00)

Appendix 2 Supporting quotes for process evaluation analysis

Trial acceptability, design and processes

Consistency and clarity

Um I think my doctor um put me forward for it, and she, she um, she gave me, she basically put me forward for this while I was waiting to see a Counsellor as well.

Matilda

I think it was like a little black and white leaflet that they gave me. But I, like I say it was just all you know, a blur.

Stuart

Um, I'm not, they did explain, [therapist] did explain stuff to me, but I kind of, I hate to say it goes in one ear and out the other.

Matilda

But erm a man from the study called me and explained a bit about the study and then did an initial assessment I think, over the phone. Err and then after that I received a pamphlet and some information in the mail.

Clare

Volume, intensity and impact

In terms of erm, I dunno there's quite, there's quite a lot of questions and I made this clear to [site rater] and [site staff member], quite a lot of questions that ask erm about the link between a certain incident and the way you've been feeling erm which I found difficult to answer cos I wasn't sure erm, in fact I'm still not sure if there is a link between the situation and the way I've been feeling because it's so difficult to explain.

Molly

And I found the diary that I had to fill in was, erm very strangely worded. So like it was hard to describe my symptoms based on the scales that were in it.

Clare

Um so fair play to [rater], [rater] sat beside me and we went through it together. But she was using the, the laptop ... But I could see everything she was doing. She didn't fill in any answers for me.

Mike

So I'm just wondering if it's pages and pages and pages of questions and ... And [stutter] that ... I don't know if that's for me. That's my only reservation of this study.

Mike

Um everything would be quite anonymised, you just use the statistics, and stuff like that. So everything was quite really well, you know, really well explained.

Matilda

Consent, confidentiality and reservations

Oh yeah no I was happy to sign for sure. Erm, I think I was ... I asked a couple of questions about, erm when the study would be done just because I'm interested in what the results of it will be.

Clare

No it was all really, really clear, straightforward.

Becky

My concerns was sharing the personal information, but then when, erm, [trial site rater] said it's, it's anonymous.

Sheila

Motivations

Um and I didn't really mind how I got it, I just wanted help.

Matilda

I thought it would be a good thing for me to do so that I wasn't waiting for treatment as long 'cause she said that it could be about eight months on the ... waiting list and, erm, I just thought it was a good idea to go through with it ...

Ellen

That people are looking into how to help people, so like say and I, I'm, as a person normally, I'm a very helpful, kind person anyway, I like to help people ... So I just thought that's like two things in one then that I could do.

Sheila

so if there's a way and if, you know if I can help as well ... in that respect to getting help for people quickly I would happily do that.

Karen

Well it was a way to study what would be helpful to people ... You know what ... and people, err probably suffer different symptoms so the fact that this study would maybe help to tailor treatment in the future for people.

Ann

Preference and expectations

Err and how you ... when you was put in the system it was a randomisation, err to compare results and I fully understand, you know that ... how that ... why that's done and how that's done and the whole idea that it works random and why. Err the results are compared at the end.

Hugo

I'm quite happy to receive either one.

Ellen

I'd probably choose, I don't know, you know, I don't know. I was going to say I'll probably choose face to face, but it depends on what the computer side would be, what, what would that be.

Sheila

You see I've only had the face-to-face, erm that's been my only experience. Erm, so I would probably go for that because it's all that I've experienced before. But obviously I would be open to the other treatments.

Ann

Intervention acceptability

Accessibility

– Facilitators

Erm, because I've got a little one, erm I ... it was nice to be able to just sit down and make new things and do it instead of having to go to treatments all the time which with work and life commitments is ... can be quite stressful.

Ellen

That was good because like it gave you a break off and even though you had basically two weeks to do your homework in.

Mike

Um but I quite like the flexibility that it gives the participant, because um you know, if, if they weren't able to make it for any reason, we'd just um resort to email, so I'd say you know, rather than me phoning you then, um if you don't want me to phone you after a week, for, for a catch up, I can email you, if you prefer that.

Christian

– Barriers

It wouldn't have been ideal for me anyway ... I haven't got a computer, I've only got my phone so that wouldn't have been ideal for me.

Miriam

I mean not, it's not so much the younger generation, but older people might struggle with internet and, cos I mean I know my mum doesn't have internet and ... my mum doesn't know how to use a computer.

Karen

Therapeutic relationship and alliance

– Facilitators

Even birds in the garden frightened the living daylights out of me. And bit by bit and then suddenly, I'd sit, sit out in the garden, there's birds fluttering around me, I live on a farm and, and I didn't care. I, I was happy and, and I put that down actually down to her.

Kay

you're still able to develop a therapeutic relationship quite, quite quickly. I think the, maybe the boundaries would be a bit tighter. I don't think they would be restricting completely ...

Jenny

– Barriers

I don't think that, I don't think that would have worked for me, I think I would have walked away I think.

Miriam

there is a very strong collective belief that, actually, that [therapeutic relationship] is what matters, above all; you know ... Guided self-help will always be second best to the real gold standard treatment.

Meg

I think there's a bit of societal expectation in certain thoughts of trauma ... something about being attended to by a human being ... in a compassionate way.

Laura

Structure and format

– Facilitators

Erm, well I liked all the kind of grounding techniques and I appreciated although it was difficult, to do the erm writing down and reading like exposure therapy ... I think that really helped because after that, because before when I was talking about it I would get myself really like anxious and talk really quite quick and get really tense and then afterwards, it became just like I would just tell it like it hadn't happened to me because ... it was just, it was just a story that I'd read to myself over and over and over again.

Becky

But I found the app very immersive and actually I found the process in its entirety quite immersive so I was with my clinician at appointments I felt very immersed in my situation and I felt that, erm, he was with me in that experience ... Which was very important to me.

Emma

I think the most important one was the, err, narrative writing. Erm, yeah so, you know, they needed to have done that and really, erm, you know emotionally engaged with their story to have the best kind of outcome. It was all useful but I think that's really the most important part.

William

– Barriers

my feeling was that the four different accounts were real and truthful accounts but read by actors ... And, erm, or at least as I say read by someone other than that ... person who, who gave the account ... And the effect that it had on me, and the reason I'm flagging it is because it was quite, erm, quite a strong response that listening to those accounts took me out of that immersive experience ... Erm, because I felt, oh hang on I know you're talking about someone who's really experienced this but I don't think that's you ... but I felt as difficult as this might be from a triallist's perspective my, my urge or plea would be really trying to think is there a way that we could find people, erm, who would be willing to talk about their own account.

Emma

the activity where you had to challenge ... your thoughts ... like both were generalisations or catastrophizing ... And it felt a little bit like, it apply to [my trauma experience] ...

Clare

Pace and length of treatment

– Facilitators

I think the pace was, erm okay ... It works for me and it worked out perfect on you know the timescale of it and the week on, week off sort of thing.

Mike

– Barriers

Yeah, it's just not long enough for me and I understand that some people it could be long enough for them, but like I said I can't ... all my case, all my things erm when they do like a scoring at the end, the end of each, err thing, I wasn't really getting any better.

Mike

I think being warned you know, being warned that it was so intensive that it has to be that way you know, if it was stretched over you know a few extra weeks or something or ...

Becky

... if it could be tweaked in any way I would say a bit more face-to-face contact before jumping into it, perhaps.

William

I think it maybe needed to be a bit, maybe a little bit more one to one as well, but I think the time that I should've had, an hour every other week and a five minute phone call every week or whatever it was, would've been sufficient you know ...

Becky

Effects and outcomes

– Facilitators

I think you know now my opinion is it's you know, lots of different people can have it in varying stages and people can have it severely from something really minor and people can you know go through horrible things and only have a small bit of it.

Becky

You tend to, to think of PTSD with serving erm soldiers ... and of course it, it affects every one of us er in life that goes through a trauma. So yes it did make me sit up and, and think about that and recognising it in people ... But when traumas do come along in all shapes and sizes then erm the way it affects the brain is, is actually quite a shock and having experienced it ... it was quite a shock to, to realise just how, what trauma does do to the brain.

Kay

it was basically my mind, erm reacting to what happened and not being able to process it essentially ...

Ellen

now I'm out of the other side of it my quality of life is definitely better ... Erm, a lot less symptomatic.

Ellen

So I think that really, really helped me feel less guilty about it ... [Pause] erm, well I realised that I was doing some things that I hadn't realised I was doing and that some things were affecting me and I hadn't even realised or I was you know, I think I definitely changed my behaviours towards certain things because I realised that I was making myself worse and that I didn't need to do certain things and you know using a lot of the techniques and stuff to help me you know, relax and stuff.

Becky

There were points that was good for me but I would say that biggest plus for me was the understanding of it ... and [therapist] sort of convinced me to go and face my fears and go and see the boys and.. erm and I managed to do that so that was a big plus.

Mike

Erm, well I mean it was, it was really interesting and I think a lot of it was really, really useful.

Becky

can I also put-on record, I mean I don't know how, erm, whether this would be, be sort of taken or how, how this may be used but, erm, I feel so passionate about the benefit that I received and you know, I'm aware that I picked up and helpfully critiqued some aspects of, of the programme, erm, but I, I'd really be happy to be an advocate for this.

Emma

Use of technology

- Facilitators

I would do breathing exercises on the, from the App first.

Luke

Erm, no, but technologically wise I felt that the app was, was very good.

Emma

the cognitive therapy part, when the, they used the um, responsibility pie chart, I thought that worked very well on the mobile that way.

Christian

The programme itself was easy, because you just clicked on and then you could see what they were doing. Things like, there were times where you actually read their narratives ... I remember doing that. And it was ... As long as they ... And they don't even have to be that tech savvy, you know? And once you get ... Once ... No, that was easy ... I'm not going to say any more; it was easy.

Meg

if they were kind of ... accessing their computer more regularly anyway ... perhaps that made it a little bit easier than, erm, perhaps for people who don't often use the computer in their lives ...

Jenny

I had one person actually, the guided self help, which worked ... He was actually a student, because they were ... they got ... they were young as well, and they ... they were used to using electronics, it was you know, they just said it was just a part of their life, so it was just what they would expect, having a phone in their hand and their way. But that's just an observation.

Gavin

- Barriers

Yeah um so a couple of times um, when I would like load the programme, the tool err box at the bottom or the toolbelt, um at the bottom wouldn't load um ... So it'd take a couple of times with me, just like the exiting out of my internet browser and then loading it again.

Clare

Eventually, yes, it took some, it took some getting on the phone, it didn't want to, it didn't want to load on my phone but the boffins at your end sorted that out.

Stuart

at the beginning it felt a bit challenging because It felt a very different way of working.

Jenny

Contextual factors

- Facilitators

Yeah, yeah. Someone to talk to. To me. That, that, that's what ... that's what helps me.

Mike

My wife is my best friend but I just ... certain things you can't talk about you know?

Mike

Um, just, just you know, to get that off my chest for people, like for someone that's impartial, someone's that's not going to give me an ultimatum.

Matilda

That's not what it's about, what you need is somebody that is an ear for your problems ... and can guide you in the right direction but not compete with you and I think that that's a necessary part of getting over PTSD.

Kay

I want someone to listen to me rambling on ... Pick the bones out of it and tell me what I should be looking out for'.

Stuart

'um well, a bit dubious you know.

Miriam

I just thought I was quite sceptical of it and thought no one's going to be able to help me because I can't help myself.

Sheila

– Barriers

is there a way that we could find people, erm, who would be willing to talk about their own account.

Emma

I think if there was a bit more er, tweaks here and there, regarding with the add ins, cater for the ... maybe expanding on er, reclaiming life and the narrative bit in the step six, then um, yeah. And I can't see why not.

Gavin

TABLE 43 Scenario analysis – annual relapse after GSH – costs of therapy over 5 years (discounted 3.5%)

Annual probability of relapse after GSH	Total cost of GSH and health care use	Total cost of GSH therapy only
3%	£1526	£354
5%	£1649	£402
7%	£1766	£447
9%	£1875	£489
10%	£1928	£509
15%	£2164	£600
20%	£2364	£677
25%	£2531	£741

EME
HSDR
HTA
PGfAR
PHR

Part of the NIHR Journals Library
www.journalslibrary.nihr.ac.uk

*This report presents independent research funded by the National Institute for Health and Care Research (NIHR).
The views expressed are those of the author(s) and not necessarily those of the NHS, the NIHR or the
Department of Health and Social Care*

Published by the NIHR Journals Library